

# **FM 3-19.40**

**(formerly FM 19-40)**

**Military Police**

# **Internment/ Resettlement Operations**

**Headquarters,  
Department of the Army**

DISTRIBUTION RESTRICTION: Approved for public release; distribution is unlimited.

# Military Police Internment/Resettlement Operations

## Contents

	Page
<b>PREFACE</b> .....	v
<b>PART ONE FUNDAMENTALS OF INTERNMENT/RESETTLEMENT OPERATIONS</b>	
<b>Chapter 1 INTRODUCTION</b> .....	1-1
Procedures.....	1-1
Definitions .....	1-2
Objectives .....	1-5
Agencies .....	1-6
Protection of Captives and Detainees.....	1-11
Protection of Enemy Prisoners of War and Civilian Internees .....	1-12
Protection of Refugees.....	1-13
<b>Chapter 2 COMMANDER AND STAFF RESPONSIBILITIES</b> .....	2-1
<b>Section I - Commanders</b> .....	2-1
Procedures.....	2-1
Principles and Policies .....	2-2
Security .....	2-5
<b>Section II - Staff Officers</b> .....	2-9
Adjutant General .....	2-9
Finance Officer.....	2-9
Civil-Military Operations Officer.....	2-9
Chaplain .....	2-10
Engineer Officer .....	2-10
Public Affairs Officer.....	2-10
Signal Officer.....	2-10
Staff Judge Advocate .....	2-10
Medical Operations .....	2-11

**Distribution Restriction:** Approved for public release; distribution is unlimited.

\*This publication supersedes FM 19-40, 27 February 1976, and FM 19-60, 27 May 1986.

	Page
Movement Control Officer.....	2-12
Inspector General.....	2-12
Psychological Operations.....	2-12
<b>Section III - Training</b> .....	<b>2-13</b>
<b>PART TWO ENEMY PRISONERS OF WAR AND CIVILIAN INTERNEES</b>	
<b>Chapter 3 DIVISION COLLECTING POINTS AND CORPS HOLDING AREAS</b> .....	<b>3-1</b>
Overview.....	3-1
Processing Captives.....	3-2
Evacuating Captives.....	3-8
Division Collecting Points.....	3-10
Corps Holding Areas.....	3-15
Collocated Screening Sites.....	3-17
Collecting Points in Other Operations.....	3-18
<b>Chapter 4 ENEMY PRISONERS OF WAR</b> .....	<b>4-1</b>
Evacuation.....	4-1
Receiving and Processing Areas.....	4-1
Assignment to Internment Facilities.....	4-9
Control and Discipline.....	4-12
Clothing.....	4-15
Subsistence.....	4-17
Medical and Sanitation Considerations.....	4-17
Correspondence.....	4-17
Canteens.....	4-18
Social Programs.....	4-18
Security.....	4-21
<b>Chapter 5 CIVILIAN INTERNEES</b> .....	<b>5-1</b>
General Protection.....	5-1
Administrative Responsibilities.....	5-2
Principles and Policies.....	5-3
Clothing.....	5-5
Subsistence.....	5-5
Receiving and Processing Areas.....	5-6
Control and Discipline.....	5-10
Internee Committee.....	5-12
Correspondence.....	5-13
Complaints and Requests.....	5-13
Medical Treatment.....	5-13
Sanitation.....	5-13
Transfer.....	5-14
Release.....	5-15
Social Programs.....	5-15
Employment.....	5-16
Security.....	5-17
Disturbances.....	5-18
Facility Markings.....	5-18

	Page
<b>Chapter 6</b>	
<b>INTERNMENT/RESETTLEMENT FACILITIES</b> .....	6-1
Planning .....	6-1
Security Requirements .....	6-2
Layout .....	6-3
Receiving and Processing Centers .....	6-5
Medical and Sanitation Considerations .....	6-7

**PART THREE UNITED STATES MILITARY PRISONERS**

<b>Chapter 7</b>	
<b>ARMY CORRECTIONS SYSTEM</b> .....	7-1
Levels of Confinement .....	7-1
Correctional Facilities .....	7-3
Legal Rights and Requirements .....	7-3
Segregation .....	7-4
Custody and Control .....	7-5
Correctional-Treatment Programs .....	7-8
Employment and Education .....	7-10
Recreation .....	7-10
Compensation, Clemency, and Parole .....	7-11
Correctional Staff .....	7-12
Prisoner Services Branch .....	7-16
Personal Property and Funds .....	7-18
Mail and Correspondence .....	7-19
Support Personnel .....	7-20
Transfer and Disposition Procedures .....	7-21
Logistics .....	7-22
Medical and Dental Treatment .....	7-23
<b>Chapter 8</b>	
<b>BATTLEFIELD CONFINEMENT OF UNITED STATES MILITARY PRISONERS</b> .	8-1
Planning .....	8-1
Field Detention Facility .....	8-3
Field Confinement Facility .....	8-3
Transfer and Disposition of Prisoners .....	8-19

**PART FOUR MILITARY POLICE SUPPORT TO CIVIL-MILITARY OPERATIONS**

<b>Chapter 9</b>	
<b>POPULACE AND RESOURCE CONTROL</b> .....	9-1
Dislocated-Civilian Operations .....	9-2
Planning Dislocated-Civilian Operations .....	9-3
Military Police Support to Dislocated-Civilian Operations .....	9-7
<b>Chapter 10</b>	
<b>HUMANITARIAN ASSISTANCE AND EMERGENCY SERVICES</b> .....	10-1
<b>Section I - Humanitarian Assistance</b> .....	10-1
Operational Environment .....	10-1
Rules of Engagement .....	10-3
Legal Considerations .....	10-3
Military Police Support .....	10-4

	<b>Page</b>
<b>Section II - Emergency Services</b> .....	10-14
In Continental United States .....	10-14
Outside Continental United States .....	10-17
<b>Appendix A METRIC CONVERSIONS</b> .....	A-1
<b>Appendix B USE OF FORCE AND RIOT CONTROL MEASURES</b> .....	B-1
Use of Force .....	B-1
Deadly Force .....	B-1
Rules of Engagement .....	B-2
Nonlethal Weapons .....	B-3
Crowd Dynamics .....	B-6
Riot Control Measures .....	B-9
Riot Control Agents .....	B-11
Positions .....	B-14
Formations.....	B-16
<b>Appendix C EQUIPMENT GUIDE</b> .....	C-1
<b>Appendix D MILITARY POLICE INTERNMENT/RESETTLEMENT UNITS</b> .....	D-1
<b>GLOSSARY</b> .....	Glossary-1
<b>BIBLIOGRAPHY</b> .....	Bibliography-1
<b>INDEX</b> .....	Index-1

## Preface

In 1996, the United States (US) Army Military Police (MP) Corps restructured its four combat support (CS) missions into the following five CS functions. These functions adequately describe MP capabilities in support of US forces deployed worldwide.

- Maneuver and mobility support.
- Area security.
- Law and order (L&O).
- Internment/resettlement (I/R).
- Police intelligence operations.

Field Manual (FM) 3-19.40 depicts the doctrinal foundation, principles, and processes that MP will employ when dealing with enemy prisoners of war (EPWs), civilian internees (CIs), US military prisoner operations, and MP support to civil-military operations (populace and resource control [PRC], humanitarian assistance [HA], and emergency services [ES]). FM 3-19.40 is not a standalone manual, and it must be used in combination with other publications. These publications are pointed out throughout the manual, and a consolidated list is provided in the bibliography.

This manual provides guidance that can be used by US Army service schools, students, sister services, and federal agencies. It is fully compatible with current joint, multinational, and interagency doctrine.

The proponent of this publication is HQ TRADOC. Send comments and recommendations on Department of the Army (DA) Form 2028 directly to Commandant, US Army Military Police School, ATTN: ATSJ-MP-TD, 401 MANSCEN Loop, Suite 2060, Fort Leonard Wood, Missouri 65473-8926.

This publication implements Standardization Agreement (STANAG) 2044, Procedures for Dealing With Prisoners of War (PW) (Edition 5), 28 June 1994. **NOTE: The DA term EPW is interchangeable with the term PW used in STANAG 2044. The DA uses the term PW when referring to US soldiers who are prisoners of the enemy and uses the term EPW when referring to enemy soldiers who are prisoners of the US.**

Appendix A contains a metric conversion chart.

Unless this publication states otherwise, masculine nouns and pronouns do not refer exclusively to men.

**PART ONE**

# **Fundamentals of Internment/Resettlement Operations**

Part One provides information that is critical in understanding the I/R function. Chapter 1 introduces the manual by providing key definitions, establishing the I/R objectives and principles, and providing a list of agencies concerned with I/R operations. Chapter 2 describes commander and staff responsibilities that are unique to I/R operations. Together, these chapters provide leaders and soldiers with the foundation necessary for successful implementation of national military objectives as they relate to I/R operations.

---

## **Chapter 1**

### **Introduction**

This chapter provides key definitions as set forth by the Geneva and Hague Conventions, Army regulations (ARs), and the Uniform Code of Military Justice (UCMJ). These definitions explain personnel categories that the MP commander may be tasked to handle, protect, and account for. He must ensure that personnel are treated according to established laws, regulations, and international agreements. The MP leaders and soldiers conducting I/R operations must maintain task proficiency for each category.

### **PROCEDURES**

1-1. Unlike EPW/CI operations in the past, I/R operations include additional detained persons. The I/R operations include handling, protecting, and accounting for dislocated civilians (DCs) and conducting battlefield confinement of US military prisoners. With the alignment of these additional categories, leaders and soldiers must ensure that they understand and are prepared to apply the rules of engagement (ROE) and the rules of interaction (ROI) that apply to each category. The keys to a successful I/R operation are getting the mission accomplished and performing the mission under the correct mind-set. For example, the ROE that may apply to an EPW may not apply to a refugee or a US military prisoner. However, an MP may be tasked to handle each category during the course of an operation. This dimension is addressed throughout the manual to increase the MP commander's situational awareness (SA) as it relates to this aspect of I/R operations.

## DEFINITIONS

1-2. The following terms are defined below:

- Combat zone (CZ).
- EPW.
- CI.
- Retained person (RP).
- Other detainee (OD).
- DC.
  - Displaced person (DP).
  - Refugee.
  - Evacuee.
  - Stateless person.
  - War victim.
  - Migrant.
  - Internally displaced person (IDP).
  - Expellee.
- US military prisoner.

## COMBAT ZONE

1-3. The CZ is the area required by combat forces to conduct operations. It normally extends forward from the land force's rear boundary. The communications zone (COMMZ) is the rear part of the theater of operations (TO). It is behind and contiguous to the CZ. The COMMZ contains lines of communication (LOC), supply and evacuation areas, and other agencies required for the immediate support and maintenance of field forces. It reaches to the continental United States (CONUS), to a supporting combatant command's area of responsibility (AOR), or to both. An EPW must be moved as quickly as possible from the CZ to the COMMZ where an I/R unit interns him.

**NOTE: For a complete discussion on the operational framework of a CZ, see FM 3-0.**

## ENEMY PRISONER OF WAR

1-4. As defined in the Geneva Convention Relative to the Treatment of Prisoners of War (GPW), 12 August 1949, an EPW is—

- A member of an enemy armed force or a member of a militia or a volunteer corps forming part of an enemy armed force.
- A member of a militia or a volunteer corps (including an organized resistance movement) that (1) belongs to an enemy power, (2) operates in or outside its own territory (even if the territory is occupied), and (3) fulfills the following conditions:
  - The organization is commanded by a person responsible for his subordinates.
  - The organization has a fixed, distinctive sign that is recognizable at a distance.
  - The members are carrying arms openly.



- The organization is conducting operations according to the laws and customs of war.
- A member of an enemy armed force who professes allegiance to a government or an authority not recognized by the detaining power (the US).
- A person who accompanies an enemy armed force without actually being a member (a civilian member of a military aircraft crew, a war correspondent, a supply contractor, a member of a labor unit, or a member of a service that is responsible for enemy welfare) if he has authorization and an identification (ID) card from the armed force.
- A crew member (a master, a pilot, or an apprentice of a merchant marine or a member of a civil aircraft under the enemy's power) who does not benefit from more favorable treatment under other provisions of international law.
- Inhabitants of an unoccupied territory who spontaneously take up arms to resist invading US armed forces (without having time to form themselves into a regular armed unit) if they carry arms openly and respect the laws and customs of war.

1-5. The following persons are treated as EPWs:

- A person who qualifies for EPW status under paragraph 1-4 (if the US is a party to the conflict) and falls into the hands of the US as a neutral or nonbelligerent power.
- A person belonging to or having belonged to an armed force of a country occupied by the US (if the US considers it necessary by reason of such allegiance to intern him) even though he may have been originally liberated from EPW status by the US while hostilities were going on outside the occupied territory. Particular application is made to a person who has made an unsuccessful attempt to join an armed force that is engaged in combat or who has failed to comply with a summons for internment.

1-6. Captured enemy personnel are presumed to be EPWs immediately upon capture if the circumstances are unmistakable (armed, uniformed enemy). If questions arise as to whether captured personnel belong in the EPW category, they receive the same treatment as EPWs until their status is determined by a competent military tribunal according to AR 190-8.

### **CIVILIAN INTERNEE**

1-7. A CI is a person who is interned during armed conflict or occupation if he is considered a security risk or if he needs protection because he committed an offense (insurgent, criminal) against the detaining power. A CI is protected according to the Geneva Convention Relative to the Protection of Civilian Persons in Time of War (GC), 12 August 1949.

### **RETAINED PERSON**

1-8. An RP is an enemy who falls within one of the following categories:

- A person who is a member of the medical service of an enemy armed force.

- A medical person exclusively engaged in—
  - Searching, collecting, transporting, or treating wounded or sick personnel.
  - Preventing disease.
  - Administering a medical unit or establishment.
- A chaplain attached to an enemy armed force.
- A member of the International Federation of Red Cross and Red Crescent Societies (IFRC) or another voluntary aid organization. The organization must be duly recognized and authorized by its government. The staff may be employed in the same duties as medical personnel if the organization is subject to military laws and regulations.

1-9. An RP is a special category for medical personnel and chaplains because of their special skills and training. They may be retained by the detaining power (see FM 27-10) to aid EPWs, preferably those of the armed force to which the RP belongs. Per the Geneva Conventions, RPs receive the same benefits and protection as EPWs. The following privileges and considerations are extended to RPs due to their professions:

- Correspondence privileges that are over and above those afforded to EPWs.
- Facilities to provide medical care, spiritual assistance, and welfare services to EPWs.
- Transportation for periodic visits to EPW branch I/R facilities and hospitals outside the EPW I/R facility to carry out medical, spiritual, and welfare duties.
- Work assignments that are restricted to medical and religious duties they are qualified to perform.
- Quarters that are separate from EPW quarters when practicable.

**NOTE: For a complete discussion on RPs, see AR 190-8.**

## **OTHER DETAINEE**

1-10. A person in the custody of US armed forces who has not been classified as an EPW (Article 4, GPW), an RP (Article 33, GPW), or a CI (Article 78, GC) is treated as an EPW until a legal status is ascertained by competent authority.

## **DISLOCATED CIVILIAN**

1-11. A DC is a civilian who left his home for various reasons. His movement and physical presence can hinder military operations. He most likely requires some degree of aid (medicine, food, shelter, or clothing). A DC may not be native to the area (local populace) or to the country where he resides. A DC is a generic term that is further subdivided into the following categories:

- **DP.** A DP has been dislocated because of war, a natural disaster, or political/economic turmoil. Consequently, the motivation for civilians to flee and their status under international and domestic laws vary, as does the degree of assistance required and the location for relief

operations. Likewise, the political, geographical, environmental, and threat situations also vary.

- **Refugee.** The Geneva Convention Relative to the Status of Refugees (1951) states that a refugee is a person who “owing to a well-founded fear of being persecuted for reasons of race, religion, nationality, membership in a particular social group, or political opinion, is outside the country of his nationality, and is unable to or, owing to such fear, is unwilling to avail himself of the protection of that country.”
- **Evacuee.** An evacuee is a civilian who is removed from his place of residence by military direction because of personal security or other requirements of the military situation.
- **Stateless person.** A stateless person is a civilian who has been denationalized, whose country of origin cannot be determined, or who cannot establish his right to nationality claimed.
- **War victim.** A war victim is a civilian who suffered an injury, a loss of a family member, or damage to or destruction of his home because of war.
- **Migrant.** A migrant is a worker who moves from one region to another by chance, instinct, or plan.
- **IDP.** An IDP may have been forced to flee his home for the same reasons as a refugee, but he has not crossed an internationally recognized border.
- **Expellee.** An expellee is a civilian who is outside the boundaries of his country of nationality or ethnic origin and is being forcibly repatriated to that country or a third country for political or other purposes.

## UNITED STATES MILITARY PRISONER

1-12. A US military prisoner is sentenced by a court-martial to confinement or death and ordered into confinement by competent authority, whether or not the sentence has been approved by the convening authority. A person placed into confinement by competent authority pending trial by court-martial is a pretrial prisoner or a pretrial detainee.

## OBJECTIVES

1-13. The objectives of I/R operations are to process, handle, care for, account for, and secure—

- EPWs.
- CIs.
- RPs.
- ODs
- DCs.
- US military prisoners.

1-14. The principles employed to achieve the objectives are according to the Hague Convention (1907), the Geneva Conventions (1949), the Geneva Convention Relative to the Status of Refugees (1951) and its protocol (1967), and current STANAGs. These principles include—

- Humane treatment and efficient care.
- Prompt evacuation from the CZ.
- Provisions for captive or detainee interrogation.
- Procedures for evacuation, control, and administration of internees with other CS and combat service support (CSS) operations.

**NOTE: The principles employed for US military prisoners are outlined in AR 190-47 and Department of Defense (DOD) Directive 1325.4.**

## **AGENCIES**

1-15. The expanded MP functions of I/R involve certain international and domestic organizations not previously considered during MP operations. There are numerous private relief organizations, foreign and domestic, that are involved in humanitarian relief and I/R operations. Likewise, the media normally provides extensive coverage of I/R operations. In many instances, the DOD will not be the lead agency in I/R operations, which adds to the complexity. For instance, the DOD could be tasked in a supporting role, with the Department of State (DOS) or another agency in the lead.

## **DEPARTMENT OF DEFENSE**

1-16. Under the Geneva Conventions and subsequent protocols, a capturing power is responsible for proper and humane treatment of detainees from the moment of capture or other apprehension. The Secretary of the Army is the executive agent for DOD I/R operations and administration. He is responsible for plans, policy development, and operational coordination for persons captured and interned by US armed forces. Navy, Marine, and Air Force units that detain or capture persons turn them over to the Army at designated receiving points after initial classification and administrative processing.

1-17. Per DOD Directive 3025.1, the Secretary of the Army tasks DOD components to plan and commit DOD resources in response to requests for military support from civil authorities. The Director of Military Support (DOMS) provides leadership in this effort.

1-18. Examples of DOD decision makers are the Under Secretary of Defense (USD) for Policy and the Deputy Assistant Secretary of Defense (DASD) for Humanitarian and Refugee Affairs (H&RA). The USD for Policy develops and administers military policies and programs for international HA and foreign relief operations. The DASD for H&RA executes the policies and tasks the services accordingly.

## **DEPARTMENT OF STATE**

1-19. The DOS is organized into functional and regional bureaus. It represents the US via embassies throughout the world.

## **FEDERAL EMERGENCY MANAGEMENT AGENCY**

1-20. Per the Stafford Act, the federal government responds to disasters and emergencies to save lives and protect public health, safety, and property. The

Federal Emergency Management Agency (FEMA) is responsible for the nation's emergency management system. Local and state programs are the heart of the nation's emergency management system, and most disasters are handled by local and state governments. When devastations are especially serious and exceed local and state capabilities and resources, states turn to the federal government for help.

1-21. When the President declares a major disaster, FEMA coordinates response activities for federal agencies that may participate. The agencies help states and localities recover from disasters by providing services, resources, and personnel. They transport food and potable water, provide medical aid, assist with temporary housing, and furnish generators for hospitals and other essential facilities. The FEMA also works with states and territories during nondisaster periods to plan for disasters, develop mitigation programs, and anticipate requirements.

1-22. The Federal Response Plan addresses the consequences of disasters and emergencies. It applies to natural disasters (earthquakes, hurricanes, typhoons, tornadoes, and volcanic eruptions), technological emergencies (radiological and hazardous material [HM] releases), and other incidents. The plan describes the basic mechanisms and structures to mobilize resources and conduct activities that augment state and local efforts. It uses a functional approach to group the types of federal assistance that a state is most likely to need under emergency support functions (ESFs). Each ESF is headed by a primary agency based on its authorities, resources, and capabilities in the functional area. The ESFs are the primary mechanisms through which federal assistance is provided. Federal assistance is provided to affected states under the overall coordination of a federal coordinating officer, who is appointed by the FEMA director on behalf of the President.

## MISCELLANEOUS AGENCIES

1-23. Other federal agencies provide advice, assistance, and resources to plan, implement, and accomplish I/R operations. They are the—

- **Department of Transportation (DOT).** Its technical capabilities and expertise in public transportation are available to assist in specific operations.
- **United States Department of Agriculture (USDA).** It has projects and activities ongoing in foreign countries and provides technical assistance and expertise.
- **United States Agency for International Development (USAID).** Although not directly under the control of DOS, USAID coordinates activities at the department and country levels within the federal government.
- **Office of Foreign Disaster Assistance (OFDA).** It provides prompt nonmilitary assistance to alleviate death and suffering of foreign disaster victims. The OFDA may request DOD assistance for I/R operations. The coordination and determination of forces required is normally accomplished through DOD and the joint task force (JTF).
- **United States Information Agency (USIA).** The USIA helps achieve US objectives by influencing public attitudes overseas. It

advises the US government on the possible impacts of policies, programs, and official statements on foreign opinions. The USIA helps HA forces gain popular support and counters attempts to distort and frustrate US and JTF objectives.

- **Department of Justice (DOJ).** The I/R forces may contact the DOJ Community Relations Service for assistance in domestic HA operations. It provides on-site resolution assistance through a field staff of mediators and negotiators.
- **Public Health Service (PHS).** It promotes protection and advancement of the nation's physical and mental health. The US forces work with the PHS during refugee operations in and near the US and its territories.
- **Immigration and Naturalization Service (INS).** It provides information and services to the public while enforcing immigration control. The INS is essential for processing and settling migrants and refugees in the US and its territories.

## CIVILIAN ORGANIZATIONS

1-24. Civilian organizations are responsible for a wide range of activities encompassing HA; human rights; the protection of minorities, refugees, and DPs; legal assistance; medical care; reconstruction; agriculture; education; arts; science; and project funding. The commander must understand the mandate, role, structure method, and principles of civilian organizations. Without this understanding, it is impossible to establish an effective relationship with them.

1-25. These organizations may already be in the area of operations (AO), providing HA or some type of relief when I/R operations are planned and implemented. The principle coordinating federal agency is the USAID, and civilian organizations are required to register with the USAID to operate under US auspices.

### Types of Civilian Organizations

1-26. There are three principle types of civilian organizations:

- **International organization (IO).** An IO is established by intergovernmental agreements and operates at the international level. Examples of IOs include the—
  - United Nations (UN).
  - United Nations High Commissioner for Refugees (UNHCR).
  - United Nations Development Program (UNDP).
  - United Nations Office for the Coordination of Humanitarian Affairs (UNOCHA).
  - World Food Program (WFP).
  - International Medical Corps (IMC).
- **Nongovernmental organization (NGO).** An NGO is a voluntary organization that is not funded by a government. It is primarily a nonprofit organization that is independent of a government, an IO, or

a commercial interest. It is legally different than an IO because it writes its own charter and mission.

The NGOs are increasingly numerous and sophisticated, and they can number in the hundreds in any conflict. They remain strongly independent from political control to preserve their independence and effectiveness. In many cases, their impartiality has been of great benefit, forming the only available means of rebuilding relations when political dialog has broken down. They are often highly professional in their field and extremely well motivated and prepared to take physical risks in appalling conditions. Examples of NGOs include the—

- Save the Children Foundation (SCF).
- Médecin Sans Frontières (Doctors Without Borders) (MSF).
- Catholic Relief Services (CRS).
- National Council of Catholic Bishops (NCCB).

An NGO is mandated or nonmandated:

- **Mandated.** A mandated NGO has been officially recognized by the lead IO in a crisis and has been authorized to work in the affected area.
- **Nonmandated.** A nonmandated NGO has no official recognition or authorization and, therefore, works as a private concern. A nonmandated NGO can be subcontracted by an IO or a mandated NGO. It can also obtain funds from private enterprises or donors.
- **International humanitarian organization (IHO).** An IHO is an impartial, neutral, and independent organization whose mandate is to assist and protect victims of conflict. It carefully guards its neutrality and does not desire to be associated with or dependent upon the military for fear of losing its special status in the international community that allows it to fulfill its mandate. Examples of IHOs include the—
  - International Organization for Migration (IOM).
  - International Committee of the Red Cross (ICRC).
  - IFRC.

### Civilian Lead Agencies

1-27. A lead agency is mandated by the international community to initiate the cooperation of civilian organizations that volunteer to participate in an operation. The lead agency is normally a major UN agency, such as the UNHCR or the UNOCHA, and it—

- Acts as the point of contact (POC) for other agencies.
- Coordinates field activities to avoid duplicating effort and wasting resources.

### Understanding Civilian Organizations

1-28. A good working relationship can be established with NGOs, IOs, and IHOs through trust and understanding. The most effective way for military forces to understand an organization's knowledge, skills, and abilities is to

establish and maintain a liaison with it. This understanding can also be gained through educating military leaders in military schools and courses.

## UNITED NATIONS

1-29. The UN is involved in the entire spectrum of HA operations from prevention to relief. Typically, UN relief agencies establish independent networks to execute their humanitarian-relief operations. The UN system delegates as much as possible to agency elements located in the field, with supervisory and support networks traced from field officers back to UN headquarters. Military planners must be familiar with UN objectives to ensure compatibility with military plans and orders. The UN agencies include the United Nations Disaster Relief Coordinator (UNDRC) and the UNHCR:

- **UNDRC.** It coordinates assistance to persons compelled to leave their homes because of disasters.
- **UNCHR.** It—
  - Provides international protection to refugees. It promotes the adoption of international standards for the treatment of refugees and supervises implementation of the standards.
  - Seeks permanent solutions for refugee problems. It facilitates voluntary repatriation and reintegration of refugees into their country of origin. Where practical, it facilitates their integration into a country of asylum or a third country.
  - Provides other activities that include emergency relief counseling, education, and legal assistance. These activities entail a very active role in monitoring human rights.
  - Helps governments meet their obligations concerning refugees under various international statutes.

## INTERNATIONAL RED CROSS AND RED CRESCENT MOVEMENTS

1-30. Three organizations make up the International Red Cross and Red Crescent Movement. They are the—

- **IFRC.** It provides relief operations to help victims of natural and man-made disasters. It has a unique network of national societies throughout the world. The IFRC is the umbrella organization for the ICRC.
- **ICRC.** It acts as a monitoring agent for the proper treatment of EPWs and other detained persons. It coordinates National Red Cross and Red Crescent Societies' international relief operations for victims of conflict. The ICRC reports violations of international humanitarian laws and promotes awareness and development of humanitarian laws among nations.
- National Red Cross and Red Crescent organizations.

### NOTES:

**1. These organizations are distinctly different and have separate mandates and staff organizations. Do not consider them to be one organization.**



---

**2. Red Crescent organizations are found in predominately Muslim countries. They have the same goals and missions as Red Cross organizations.**

1-31. Although the ICRC is essentially Swiss, it has worldwide operations and acts as a neutral intermediary in armed conflicts. The ICRC ensures that conflict victims receive appropriate protection and assistance within the scope of the Geneva Conventions, their protocols, and the ICRC mandate. The ICRC undertakes protection and assistance activities for the benefit of detainees and civilian populations by—

- Visiting detainees and attempting, through confidential contacts, to ensure compliance with the Geneva Conventions.
- Supervising prisoner releases and exchanges.
- Providing emergency relief to civilians who are affected by an armed conflict or a natural disaster.
- Tracing individuals who are displaced because of an armed conflict or a natural disaster.
- Organizing family contacts and reunions.

## **PROTECTION OF CAPTIVES AND DETAINEES**

1-32. The provisions of the Geneva Conventions are applicable to captives and detainees from the time they are captured until they are released or repatriated. AR 190-8 is the implementing regulation. When a person is captured during the heat of battle, he is entitled to protection as a detainee.

1-33. Detainees receive humane treatment without distinction of race, nationality, religious belief, political opinion, or similar criteria. Captives and detainees are not murdered, mutilated, tortured, or degraded. They are not punished for alleged criminal acts without previous judgment pronounced by a legally constituted court that has accorded them judicial guarantees which are recognized as indispensable to a fair trial. Individuals and capturing nations are responsible for acts committed against detainees if the acts violate the Geneva Conventions.

1-34. Captives and detainees are entitled to respect, and they are treated with honor and as human beings. They are protected against violence, insults, public curiosity, and reprisals. They are not subjected to physical mutilation or medical or scientific experimentation that is not required for normal medical, dental, or hospital treatment. Coercion is not inflicted on captives and detainees to obtain information. Those who refuse to answer are not threatened, insulted, or exposed to unpleasant or disadvantageous treatment. Female captives and detainees are treated with respect and accorded fair and equal treatment.

## **PROTECTING POWER**

1-35. A neutral state or a humanitarian organization, such as the ICRC, is designated as a protecting power. The protecting power monitors whether detainees are receiving humane treatment as required by international law. Representatives or delegates of a protecting power are authorized to visit detainees where they are interned or confined and to interview them

regarding their internment, welfare, and rights. The interview may be conducted without witnesses. Such visits cannot be prohibited except for imperative military necessity.

### **UNITED STATES POLICY TOWARDS DETAINEES**

1-36. Basic US policy underlying the treatment of detainees and other captured or interned personnel during the course of a conflict requires and directs that all personnel be accorded humanitarian care and treatment from the moment of custody until their final release or repatriation. The US personnel are fully and equally bound to observe this policy whether capturing troops, custodial personnel, or anyone else, regardless of the capacity they may be serving. This policy is equally applicable for protecting detained and interned personnel whether they are known to have committed or are suspected of committing a serious offense that could be characterized as a war crime. The punishment of such persons is administered by the due process of law and under legally constituted authority. Inhumane treatment, even if committed under stress of combat and with deep provocation, is a serious and punishable violation under national law, international law, and the UCMJ.

### **PROTECTION OF ENEMY PRISONERS OF WAR AND CIVILIAN INTERNEES**

1-37. The Geneva Conventions, comprised of four treaties, form part of the supreme law of the land and provide the internationally recognized humanitarian standards for the treatment of war victims. The US ratified the Geneva Conventions for the Protection of War Victims, 12 August 1949. It recognizes the spirit and intent of these treaties in its treatment of EPWs, CIs, and detained and interned persons. The Geneva Conventions became effective in 1956, and the US observes and enforces the terms of these conventions. They are collectively referred to as the Geneva Conventions and include the—

- **GPW.** This convention provides humane treatment of EPWs. It regulates the treatment of internees (care, food, clothing, and housing), discipline and punishment, labor and pay, external relations, representation, the international exchange of information, and the termination of captivity.
- **GC.** This convention deals with the protection for populations against the consequences of war, the status and treatment of protected persons, and the treatment of CIs.
- **Geneva Convention for the Amelioration of the Condition of the Wounded and Sick in Armed Forces in the Field, 12 August 1949 (GWS).** This convention provides protection for members of the armed forces and other persons on the battlefield who are wounded or sick. Members in the conflict search for and collect wounded and sick persons, protect them against pillage and ill treatment, and ensure their adequate care. They also search for dead persons and prevent them from being despoiled.
- **Geneva Convention for the Amelioration of the Condition of Wounded, Sick, and Shipwrecked Members of Armed Forces at**

---

**Sea, 12 August 1949 (GWS [SEA]).** This convention provides humane treatment and protection for members of the armed forces and other persons at sea who are wounded, sick, or shipwrecked. It also protects hospital ships and burial at sea.

1-38. STANAG 2044 prescribes concepts and procedures for the control and administration of EPWs by US armed forces operating in Europe under operational control (OPCON) of the North Atlantic Treaty Organization (NATO), in coordination with one or more NATO allies, and supported by the doctrine contained in this manual. STANAG 2044 provides—

- Terms and definitions relating to EPWs.
- Procedures for using EPW personnel record forms.
- Procedures for handling EPWs, their personal property, and their money.

## **PROTECTION OF REFUGEES**

1-39. The Geneva Convention Relative to the Status of Refugees (1951) and its protocols (1967) provide a general, universally applicable definition of refugee. They address the minimum standards for the treatment of refugees, specifying the obligations of the host nation (HN) and the refugees to one another. Among the important provisions of the 1951 Convention is the principle of nonrefoulement (Article 33). The principle of nonrefoulement is often referred to as the cornerstone of international protection. This principle prohibits the return or expulsion of a refugee to the territory of a state where his life, freedom, or personal security would be in jeopardy. Through widespread practice, the principle is considered to be a rule of customary law, binding nations whether or not they are signatories.

1-40. The 1951 Convention also provides protection of refugees. A refugee has the right to safe asylum; however, international protection comprises more than physical safety. Refugees receive the same rights and help as any other foreigner who is a legal resident, including certain fundamental entitlements of every individual. Refugees have basic civil rights, including freedom of thought and movement and freedom from torture and degrading treatment. Similarly, refugees have economic and social rights. Every adult refugee has the right to work, and no child refugee is deprived of schooling. In certain circumstances, such as large-scale inflows of refugees, asylum states may feel obliged to restrict certain rights, such as freedoms of movement, work, and education. Such gaps should be filled by the international community when possible. When resources are unavailable from the government of the asylum country or other agencies, the UNHCR will assist.

**NOTE: For further details, see the UNHCR Handbook for the Military on Humanitarian Operations, First Edition, 1995.**

## Chapter 2

# Commander and Staff Responsibilities

All MP commanders and staff members must be familiar with applicable ARs, Army directives, and international laws necessary for the successful operation of I/R and confinement facilities. This chapter discusses areas of greatest concern when performing the I/R function.

### SECTION I - COMMANDERS

2-1. An MP battalion commander tasked with operating an I/R facility is also the facility commander. As such, he is responsible for the safety and well-being of all personnel housed within the facility. Since an MP unit may be tasked to handle different categories of personnel (EPW, CI, OD, refugee, and US military prisoner), the commander, the cadre, and support personnel must be aware of the requirements for each category.

### PROCEDURES

2-2. Commanders are familiar with applicable regulations, directives, international laws, and administrative procedures. The servicing staff judge advocate (SJA) provides legal advice and training on I/R matters. Regulations and other guidance relative to the administration, employment, and compensation of internees are prescribed in—

- AR 190-8.
- Defense Finance and Accounting Service—Indianapolis (DFAS-IN) 37-1.
- FM 14-100.
- DA Pamphlet (Pam) 37-100-95.
- FM 27-10.

2-3. Copies of the Geneva Conventions and compound regulations, orders, and notices relating to internee conduct and activities are posted in each facility, in the language of internees who are housed there. If internees do not have access to posted copies, the facility commander makes copies available to them.

2-4. The commander is responsible for the administrative processing of each internee. When processing is complete, he submits a DA Form 2674-R to the servicing internment/resettlement information center (IRIC), which functions as the field operations agency for the national IRIC located in CONUS.

## PRINCIPLES AND POLICIES

2-5. The following principles apply to I/R facilities:

- Use housed personnel for internal maintenance and operation.
- Use captured supplies and equipment (excluding weapons and ammunition).
- Maintain control.

2-6. An EPW/CI has the right to—

- Submit requests and complaints regarding the conditions of confinement.
- Elect representatives.
- Send and receive correspondence.

**NOTE: The rights of US military prisoners are outlined in AR 190-47 and DOD Directive 1325.4.**

## STANDING ORDERS

2-7. Standing orders provide uniform, orderly administration of an I/R facility. The orders to be obeyed by housed personnel are published in their language and posted where they can read the orders and refer to them. Standing orders include rules, procedures, and instructions (see Figure 2-1) governing the following activities and other matters as deemed appropriate:

- Schedule of calls, including—
  - Reveille.
  - Morning roll.
  - Readiness of quarters for inspection.
  - Sick.
  - Mess.
  - Evening roll.
  - Lights out.
- Housed personnel actions that support the emergency action plans of the internment facility, such as—
  - Fire drills.
  - Air raid drills.
  - Emergency evacuations.
  - Natural disaster drills.
  - Blackouts.
  - Escapes.
- Hours for religious services, recreation activities, and so forth.
- Procedures for emergency sick call.
- Designated smoking areas.

1. You must comply with rules, regulations, and orders. They are necessary for safety, good order, and discipline.
2. You must immediately obey all orders of US personnel. Deliberate disobedience, resistance, or conduct of a mutinous or riotous nature will be dealt with by force.
3. You are subject to disciplinary or judicial punishment if you disobey a rule, a regulation, or an order or if you commit any act, conduct, disorder, or neglect that is prejudicial to good order or discipline.
4. You will not receive disciplinary or judicial punishment until you have an opportunity to explain your conduct and to defend yourself. If you commit an offense for which judicial punishment may arise, investigation of the offense will be coordinated with the SJA before being undertaken to ensure that it is conducted according to the Geneva Conventions. You may call witnesses, and if necessary, you will be provided with the services of a qualified interpreter.
5. You may receive disciplinary punishment that includes discontinuing privileges over and above the treatment provided for by the Geneva Conventions. You may receive a fine up to one half of your 30-day advance and working pay. Privates may be assigned fatigue (extra) duty up to 2 hours daily, noncommissioned officers (NCOs) may be required to perform supervisory duties only, and officers may not be compelled to work.
6. You may not establish courts or administer punishment over other captives.
7. You may not have knives, sticks, metal pieces, or other articles that can be used as weapons in your possession at any time.
8. You may not drill or march in military formation for any purpose except as authorized and directed by the facility commander.
9. You may not meet or issue propaganda for political purposes.
10. You may not wear or display national political items.
11. You may not gamble.
12. You may not possess or consume alcoholic beverages.
13. You may retain personal effects and property that are authorized by the facility commander.
14. You may smoke at times and places specified by the facility commander.
15. You will follow the required courtesies toward your army's officers. If you are an enlisted captive, you will salute all US commissioned officers. If you are an officer captive, you will salute US commissioned officers of a higher grade and the facility commander, regardless of his grade.

**Figure 2-1. Sample Standing Orders**

## **NOTICE OF PROTECTION**

2-8. To protect persons from acts of violence, bodily injury, and threats of reprisals at the hand of fellow internees, post a notice of protection (Figure 2-2) in the internees' language in every compound.

<b>NOTICE</b>
<p>A detainee who fears that his life is in danger, or fears that he may suffer physical injury at the hands of another detainee, should immediately report to a US member of the facility without consulting his representative. The facility commander ensures adequate protection for the victim by segregation, transfer, or other means. A detainee who mistreats a fellow detainee will be punished.</p> <p style="text-align: right;">(Signed by the Commanding Officer)</p>

**Figure 2-2. Sample Notice of Protection**

## RECORDS AND REPORTS

2-9. The commander establishes local records and reports necessary for the effective operation of the I/R facility. They provide information about the control, supervision, and disposition of personnel housed in the facility. He determines the type (administrative, operational, logistical, intelligence, and personnel) of reports and the frequency (routine or as required). Normal reports (duty officer logs, worksheets, and situation maps) are also required.

## MEDICAL AND SANITATION CONSIDERATIONS

2-10. Commanders consider the following when establishing medical care (see AR 190-8):

- A medical officer, a physician's assistant (PA), or a nurse practitioner examines each internee monthly and—
  - Records his weight on DA Form 2664-R.
  - Monitors his general health, nutrition, and cleanliness.
  - Examines him for contagious diseases, especially tuberculosis (TB), venereal disease, lice, louse-borne disease, and human immunodeficiency virus (HIV).
- The medical treatment facility provides isolation of communicable diseases, disinfection, and inoculations. Use retained medical personnel and EPWs with medical training to the fullest extent possible when caring for sick and wounded EPWs. When medical care is inadequate, transfer housed personnel to military or civilian medical facilities where the required treatment is available.

2-11. Certain sanitation standards must be met to prevent disease and ensure cleanliness. These standards include—

- Ensuring that internees receive as much water as US soldiers.
- Providing adequate space within housing units to prevent overcrowding.
- Providing sufficient showers and latrines and ensuring that they are cleaned and sanitized daily.
- Teaching dining-facility workers the rules of good food sanitation and ensuring that they are observed and practiced.
- Disposing of human waste properly to protect the health of all individuals associated with the facility according to the guidelines established by preventive medicine (PVNTMED).
- Providing sufficient potable water for drinking, bathing, laundry, and food service.
- Providing materials for personal hygiene.
- Training personnel on proper garbage disposal to prevent insects and vermin that can contribute to health hazards.

## SOCIAL PROGRAMS

2-12. Encourage and support active education, religious, recreation, and employment programs when practical. If possible, provide adequate facilities, instruction material, and recreation equipment.

2-13. Accredited representatives of protecting powers and the ICRC are allowed full access to the I/R facility and internees. Representatives of approved religious organizations, relief societies, NGOs, IHOs, and other organizations assisting housed personnel are permitted to visit according to policies and procedures prescribed by the DA.

2-14. Advanced coordination is encouraged by representatives of NGOs, IOs, and IHOs who want access to internees. This avoids confusion when representatives arrive at the facility. Likewise, the facility staff coordinates in advance with organizations to establish an access roster of representatives and a means of verifying their identity.

### **Religion**

2-15. Housed personnel are allowed freedom of worship, including attendance at services of their respective faith held within the facility. Retained chaplains and other EPW clergymen are permitted to devote their time to ministering to members of their faith. The MP commander may permit other ordained clergymen, theological students, or chaplains to conduct services within the compound. The US personnel will not attend services with EPWs, RPs, CIs, or ODs.

### **Recreation**

2-16. Participation in recreation activities promotes general health and welfare and alleviates tension and boredom. In addition to athletic contests, group entertainment can be provided by concerts, plays, recorded music, and motion pictures.

### **SAFETY PROGRAM**

2-17. Set up and administer a safety program for housed personnel in each I/R facility. Follow the procedures outlined in AR 385-10 and associated circulars and pamphlets to establish the safety program. Maintain records and reports for the internee safety program separate from those for the Army safety program.

### **AGRICULTURAL PROGRAM**

2-18. The EPWs are allowed to raise vegetables for their use. Subsequently, commanders must be aware of resources, procedures, and HN guidelines applicable to this program.

### **SECURITY**

2-19. The MP commander establishes security measures that effectively control housed personnel with minimal use of force. The same use of force that is employed for one category of housed personnel may not be applicable to another. Commanders protect housed personnel from threats outside the facility. The physical construction of the facility and the presence of guard personnel create the most obvious means of providing internal and external security. Maintaining a high state of discipline, a system of routines, and



required standards of behavior are all measures that enhance effective security and control.

2-20. Many housed personnel will actively cooperate with US authorities or will assume a passive, compliant role. They will be composed, in part, of individuals with ideologies favorable to the US. Others, through resignation or apathy, will simply adapt themselves to the conditions of their internment.

2-21. Some housed personnel will engage in a campaign of embarrassing and harassing US personnel to create propaganda of value to their cause. The EPWs want to force the use of maximum US troops for other-than-combat missions. The leaders of the uncooperative faction may try to establish a united effort and blind obedience by all its members. They will not be content with merely planning and attempting to escape or using normal harassment tactics. The leaders will assign duties and missions to individuals so that resistance will not stop while they are interned. Any relaxation of security will be immediately detected and fully exploited.

2-22. Maintain firm control at all times. Adapt policies, tactics, techniques, and procedures (TTP) to achieve this end state.

## **FACILITY GUARD FORCE**

2-23. The facility guard force provides internal and external security. The force has a commander of the guard, one or more sergeants of the guard, a relief commander for each shift, and the necessary number of guards. There are two types of orders for guards:

- **General orders.** All guards are required to know, understand, and comply with the general orders outlined for sentinels in FM 22-6.
- **Special orders.** They apply to particular posts and duties. Special orders supplement general orders and are established by the commander.

2-24. The facility guard force is the primary source of security for the I/R facility. Its responsibilities include—

- Internal.
  - Sally port.
  - Search teams.
  - Receiving and processing lines.
  - Escorts.
  - Facility gates.
- External.
  - Holding area.
  - Towers.
  - Transfer area.
  - Work site.
  - Perimeter.
  - Brigade tactical operations center (BTOC).

---

## Standby Guards

2-25. Standby guards are soldiers who are not on duty. The standby guard force is large enough to reinforce tower and sally port guards; however, it is not normally used as a quick-reaction force (QRF) to enter enclosures and quell disturbances or conduct searches.

## Tower Guards

2-26. Tower guards are posted in towers and positioned so that they have overlapping fields of vision of the entire perimeter. This allows one or more guards to observe activities within enclosures. A tower guard's primary duties are to prevent escape and to observe and report unauthorized or suspicious activities.

## Walking Patrols

2-27. Walking patrols supplement the perimeter security when weather conditions or electrical failure prevents tower guards from clearly observing the entire perimeter. Gate guards are posted at perimeter gates and the sally port to—

- Exercise control over personnel, vehicles, and work details.
- Conduct shakedown searches according to facility standing operating procedures (SOPs), special orders, and security regulations.
- Prevent the smuggling of weapons or other contraband items into the facility.
- Prevent escapes.

## Military Working Dogs

2-28. Military working dogs (MWDs) offer a psychological and real deterrent against physical threats presented by housed personnel. However, they cannot be used as security measures against US military prisoners. The MWDs reinforce security measures against penetration and attack by small enemy forces that may be operating in the area. They also provide a positive, effective alternative to using firearms when preventing disturbances. The various techniques for employing MWDs are—

- **Demonstrations.** Hold periodic demonstrations in full view of housed personnel to increase the psychological deterrent of MWDs. Emphasize how easily and quickly an MWD can overtake a fleeing individual, highlight his ability to attack and overcome physical resistance, and demonstrate his tracking ability. To ensure a successful demonstration, use only the best qualified MWD teams.
- **Perimeter security.** Use an MWD team as an adjunct to perimeter security by making periodic, unscheduled patrols around the perimeter fence during periods of darkness. During inclement weather, a temporary blackout, or an electrical failure, increase the number and frequency of patrols. Ensure that housed personnel are aware of MWD presence by having dogs bark at infrequent intervals during the night.

- **Inspections.** Walk an MWD team through living areas to search for contraband. Depending on the type of MWD team available, it can search for explosive devices and components and/or illegal drugs.
- **Work details.** Position an MWD between the work detail and the area offering the greatest avenue of escape. The MWDs provide a valuable adjunct to work detail guards, particularly those employed in areas offering the greatest potential for escape.

## USE OF FORCE AND RULES OF ENGAGEMENT

2-29. An MP commander ensures that soldiers understand use-of-force guidelines and the ROE established by higher headquarters for each mission. Because the use of force and the ROE vary depending on the category of housed personnel and the operational environment, the commander develops SOPs that follow the guidance provided. He balances the physical security of forces with mission accomplishment and the protection of deployed forces.

**NOTE: For more information on the use of force, see Appendix B.**

2-30. The restrictions on combat operations and the use of force are clearly explained in the ROE and are understood and obeyed at all levels. Soldiers study and train on the use of the ROE and discuss them for their mission. The ROE address the distinctions between internee categories and the instruments of control available for each category. Use the following issues to develop ROE guidelines:

- What is considered lethal force?
- Under what conditions is lethal force used?
- Under what conditions is nonlethal force used?
- What are the required warnings, if any, before using force (lethal or nonlethal)?

## TYPES OF DISTURBANCES

2-31. Housed personnel may organize a disturbance within the facility to weaken the guard force. At the beginning of a disturbance, initiate a record of events. Commanders must be concerned with two types of disturbances—riots and disorders:

- Riots.
  - **Organized.** Leaders of housed personnel organize the internee population into quasi-military groups.
  - **Unorganized.** It is spontaneous in nature, although it can be exploited and diverted by leaders into an organized riot.
  - **Multiple.** When housed personnel in one compound start rioting, personnel in other compounds also riot.
- Disorders.
  - **Organized.** It can be a demonstration, a refusal to work or eat, a work slowdown, or the damage or destruction of property.
  - **Unorganized.** It is spontaneous in nature.

**NOTE: For more information on riots and disorders, see Appendix B.**

## SECTION II - STAFF OFFICERS

2-32. Staff officers at tactical headquarters and CSS commands are normally responsible for the same functional areas inside an I/R or confinement facility. However, the emphasis on different aspects and the scope and magnitude of EPW, CI, and US military prisoner activities vary in CS and CSS commands. This section describes additional staff officers that may be found at different echelons of command (primarily I/R MP units) and their areas of responsibility. FM 101-5 describes the roles, relationships, organization, and responsibilities of staffs in the US Army.

### ADJUTANT GENERAL

2-33. The adjutant general (AG) maintains personnel records for EPWs, CIs, and US military prisoners. The AG's personnel and administrative section can inprocess eight persons per hour, depending on the category. It—

- Provides accountability documents to the IRIC if applicable.
- Maintains labor records and time cards for prisoners.
- Submits the required reports on prisoners.
- Prepares documents for administrative court-martial charges for EPWs, CIs, and US military prisoners.

### FINANCE OFFICER

2-34. The finance officer—

- Accounts for impounded financial assets (cash and negotiable instruments) of housed personnel.
- Records pay/labor credits, canteen purchases/coupons, and other transactions.
- Prepares payrolls, makes disbursements, and processes repatriation settlements.
- Advises the commander on finance and accounting issues.

**NOTE: See FM 14-100 for more information.**

### CIVIL-MILITARY OPERATIONS OFFICER

2-35. The civil-military operations (CMO) officer—

- Provides technical advice and assistance on strategies for community relations and information.
- Plans community relations programs to gain and maintain public understanding and goodwill and to support military operations.
- Provides liaison and coordination with other US government agencies; HN civil and military authorities concerned with I/R operations; and NGOs, IOs, and IHOs in the AO.
- Coordinates with the SJA on the ROE for dealing with housed personnel.

- Provides technical advice and assistance on the reorientation of enemy defectors, EPWs, CIs, and detainees.

## **CHAPLAIN**

2-36. The chaplain or the unit ministry team—

- Provides religious support for assigned soldiers and internees.
- Advises the commander on the impact of faiths and practices of indigenous religious groups in the AO and internees within the facility.
- Provides religious support to the command and the community, including confined and hospitalized personnel.
- Exercises supervision and control over internee religious leaders within the facility.

## **ENGINEER OFFICER**

2-37. The engineer officer is a captain in a brigade and a lieutenant in a battalion. He trains and supervises internees who perform internal and external labor (construction and repair of facilities). The engineer officer is responsible for—

- Construction, maintenance, repair, and operation of utilities (water, electricity, heat, and sanitation).
- Construction support.
- Fire protection.
- Insect and rodent control and fumigation.

## **PUBLIC AFFAIRS OFFICER**

2-38. The public affairs officer (PAO)—

- Understands and fulfills the information needs of soldiers, the Army community, and the public in matters relating to internees and the I/R facility.
- Serves as the command's spokesman for all communication with the external media.
- Facilitates media efforts to cover operations by expediting the flow of complete, accurate, and timely information.

## **SIGNAL OFFICER**

2-39. The signal officer is located in the brigade. He is responsible for all matters concerning signal operations, automation management, network management, and information security.

## **STAFF JUDGE ADVOCATE**

2-40. The SJA is located in the brigade and the brigade liaison detachment (BLD). He—

- 
- Provides operational law advice and support for US military prisoner operations and resettlement operations, particularly the interpretation of the Geneva Conventions.
  - Provides advice on the application of force to quell riots and other disturbances.
  - Provides support and advice during investigations following the death or injury of an internee during internment.
  - Serves as the recorder for Article 5 tribunals. (A tribunal determines the status of a person who has committed a hostile act but whose status is doubtful.)
  - Serves as the commander's liaison to the ICRC.
  - Provides legal advice on—
    - Military justice.
    - Administrative law (investigations and command authority).
    - Civil law (contract, fiscal, and environmental laws).
    - International law (law of land warfare, Geneva Conventions, status of forces, ROE, and treatment of detained persons).
    - Claims.
    - Legal assistance.
  - Provides technical advice and assistance on the internee labor policy as it relates to supporting local indigenous requirements not directly advancing the war effort.
  - Complies with all treaties and conventions.

## **MEDICAL OPERATIONS**

### **2-41. The surgeon section—**

- Is responsible for the combat health support (CHS) of the command and internees within the facility.
- Advises the commander.
- Plans and directs echelon I CHS.
- Arranges echelons II and III CHS (including air/ground medical evacuation and hospitalization) when required.
- Provides disease prevention through PVNTMED programs.

### **2-42. The medical treatment squad—**

- Provides routine medical care (sick call) and advanced trauma management for duty soldiers and internees.
- Supervises qualified RPs who are providing medical care for internees.
- Performs initial medical exams to determine the physical fitness of arriving internees as stipulated by the Geneva Conventions.
- Is capable of operating as two separate treatment teams.

### **2-43. The PVNTMED section—**

- Provides limited PVNTMED services for the facility.
- Performs sanitary inspections of housing, food service operations, water supplies, waste disposal operations, and other operations that may present a medical nuisance or health hazard to personnel.

- Provides training and guidance to the staff, unit personnel, and others.

## **MOVEMENT CONTROL OFFICER**

2-44. The movement control officer (MCO)—

- Plans and coordinates the movement of internees and their property with the Corps Support Command (US Army) (COSCOM) movement control center.
- Coordinates with brigade operations for daily transportation requirements and evacuation and transfer of internees. This includes determining the transportation requirements for the evacuation of detainees from one level of internment to the next and coordinating the arrangements.

## **INSPECTOR GENERAL**

2-45. The inspector general (IG) is located in the brigade. He—

- Advises the commander on the organization inspection policy (OIP).
- Conducts inspections, surveys, and studies to comply with international, state, and US laws.
- Receives allegations and conducts investigations and inquiries based on reports and information obtained from EPWs, CIs, DCs, US military personnel, and multinational guard and police forces.
- Consults with international and US agencies in matters pertaining to the overall health and welfare of the protected population.
- Determines the MP unit's discipline, efficiency, morale, training, and readiness and provides feedback to the chain of command.
- Assists the protected population in coping with family issues and resolving complaints consistent with military necessity.
- Identifies trends to correct and improve I/R operations consistent with current doctrine, military laws, international laws, UN mandates, and foreign-nation (FN) and state laws.
- Assists in the resolution of systemic issues pertaining to the processing and administration of the protected population.
- Reports allegations of war crimes (from protected personnel or US soldiers) through the chain of command to the SJA or the United States Army Criminal Investigation Command (USACIC). The responsibility for investigating alleged war crimes rests with the SJA and the criminal investigation division (CID), not the IG.

## **PSYCHOLOGICAL OPERATIONS**

2-46. Psychological operations (PSYOP) are not part of the I/R structure; however, the PSYOP officer in charge (OIC) of the EPW/CI PSYOP team supporting I/R operations serves as the special staff officer responsible for PSYOP. The PSYOP officer advises the MP commander on the psychological impact of actions to prevent misunderstandings and disturbances by EPWs and CIs. The EPW/CI PSYOP team—

- Assists the MP force in controlling EPWs and CIs.
- Exposes EPWs and CIs to US and allied policies.
- Develops and executes PSYOP programs to condition EPWs and CIs to accept facility authority and regulations.
- Gains the cooperation of EPWs and CIs to reduce guard needs.
- Identifies malcontents, trained agitators, and political officers within the facility who may try to organize a resistance or create a disturbance.
- Develops and executes indoctrination programs to reduce or remove proenemy attitudes.
- Recognizes political activists.
- Helps the MP commander control EPWs and CIs during emergencies.
- Plans and executes a PSYOP program that produces an understanding and appreciation of US policies and actions.
- Uses comprehensive information, reorientation, educational, and vocational programs to prepare EPWs and CIs for repatriation.

**NOTE: See FMs 3-05.30 and 33-1-1 for additional information about PSYOP support to I/R operations.**

## SECTION III - TRAINING

2-47. The necessary care and control of housed personnel is best achieved with carefully selected and trained personnel. The specialized nature of duty at different facilities requires individuals who can be depended on to cope successfully with behavior or incidents that call for calm, fair, and immediate decisive action. These personnel must possess the highest qualities of leadership and judgment. They are required to observe rigid self-discipline and maintain a professional attitude at all times.

2-48. Personnel assigned or attached to I/R facilities are trained on the care and control of housed personnel. They are fully cognizant of the provisions of the Geneva and UN Conventions and applicable regulations as they apply to the treatment of housed personnel. A formal training program should include—

- Principles and laws of land warfare, specifically provisions of Geneva and UN Conventions and HN laws and customs.
- Supervisory and human relations techniques.
- Methods of self-defense.
- The use of force, the ROE, and the ROI.
- Firearms qualification and familiarization.
- Public relations, particularly CONUS operations.
- First aid.
- Stress management techniques.
- Facility regulations and SOPs.
- Intelligence and counterintelligence techniques.
- Cultural customs and habits of internees.



- The basic language of internees.

2-49. The guard force should receive additional training in—

- Riot control measures, control agents, and dispersers.
- QRF actions.
- Searching techniques, including the use of electronic detection devices.
- Nonlethal equipment and weapons.

2-50. Medical soldiers assigned to the facility may be required to deliver babies and care for infants and small children. Their training should include—

- Delivery procedures.
- Birthing techniques.
- Medical conditions associated with malnutrition and water-, food-, and arthropod-borne diseases.

## PART TWO

# Enemy Prisoners of War and Civilian Internees

Part Two addresses handling, securing, and accounting for EPWs and CIs. The MP performing EPW/CI operations must follow specific ROE and ROI applicable to this category of I/R operations. The EPWs and CIs are not treated as DCs or US military prisoners. Leaders and soldiers must be knowledgeable of the Geneva and Hague Conventions, applicable protocols, ARs, and US laws. During war or military operations other than war (MOOTW) involving US forces, the accountability and safe, humane treatment of captives are essential. The US policy demands that all persons who are captured, detained, or held by US forces during conflict be treated humanely. This policy applies from the moment captives are taken until they are released, repatriated, or transferred. Chapter 3 describes division collecting points (CPs) and corps holding areas (CHAs) that may be established throughout the battlefield. Chapter 4 addresses procedures for EPWs, and Chapter 5 describes procedures for CIs. Chapter 6 addresses unique planning requirements to be considered when operating an I/R facility.

---

## Chapter 3

### Division Collecting Points and Corps Holding Areas

Chapters 3 and 4 implement STANAG 2044.

A large number of captives on the battlefield hampers maneuver units as they move to engage and destroy an enemy. To assist maneuver units in performing their mission—

- Division MP units operate CPs in the division AO.
- Corps MP units operate holding areas in the corps AO.

## OVERVIEW

3-1. The MP units accept captives from capturing units as far forward as possible, and captives are held in CPs and CHAs until they are removed from the battlefield. Normally, CPs are operated in the division AO and CHAs are operated in the corps AO; but they can be operated anywhere they are needed. The CPs and CHAs sustain and safeguard captives and ensure a minimum level of field processing and accountability. Wounded and sick captives receive medical treatment, and captives who require lifesaving medical attention are evacuated to the nearest medical facility.

3-2. The MP establish listening posts (LPs), observation posts (OPs), guard posts, and fighting positions to protect captives and prevent their escape. Captured soldiers are trained to believe that escape from captivity is their duty; therefore, they must be closely guarded. Consider the morale and physical condition of captives when determining the number of guards needed. Guards must be prepared to use and maintain firm control and security.

3-3. The MP work closely with military intelligence (MI) interrogation teams at CPs and CHAs to determine if captives, their equipment, and their weapons have intelligence value. This process is accelerated when MI interrogation teams can observe captives during arrival and processing, and interrogators can also be used as interpreters during this phase. Before a captive is interviewed by MI personnel, he must have a Department of Defense (DD) Form 2745 (Figure 3-1) attached to him and be accounted for on DD Form 2708.

3-4. If the CP or the CHA comes under a nuclear, biological, or chemical (NBC) attack, remove captives from the contaminated area and decontaminate them to the same level as US forces. Request assistance for decontaminating captives through command channels. The supply officer issues NBC protective equipment and clothing to captives, using captured materials (when available) or US materials (if necessary).

## **PROCESSING CAPTIVES**

3-5. Processing begins when US forces capture or detain an individual. The processing is accomplished in the CZ for security, control, intelligence, and the welfare of captives in evacuation channels. This is referred to as *field processing*. The capturing unit begins field processing by using the Five Ss and T procedure (search, segregate, silence, speed, safeguard, and tag). At the CP or the CHA, MP continue processing with the principles of STRESS (search, tag, report, evacuate, segregate, and safeguard).

3-6. After receiving a captive from a capturing unit, MP are responsible for safeguarding and accounting for the captive at each stage of his removal from the battlefield. The processing procedure begins upon capture and continues until the captive reaches the I/R facility and is released. The process of identifying and tagging a captive helps US forces control and account for him as they move rearward from the battlefield. Before a captive is interned, repatriated, or released, MP at the I/R facility must provide full-scale processing.

<div style="border: 1px solid black; padding: 5px; margin-bottom: 10px;"> <p style="text-align: center;"><b>ENEMY PRISONER OF WAR (EPW) CAPTURE TAG (PART A)</b></p> <p style="text-align: center;">For use of this form, see AR 190-8. The proponent agency is DCSOFS.</p> <p>Attach this part of tag to EPW. <i>(Do not remove from EPW.)</i></p> <ol style="list-style-type: none"> <li>1. Search - For weapons, military documents, or special equipment.</li> <li>2. Silence - Prohibit talking among EPWs for ease of control.</li> <li>3. Segregate - By rank, sex, and nationality.</li> <li>4. Safeguard - To prevent harm or escape.</li> <li>5. Speed - Evacuate from the combat zone.</li> <li>6. Tag - Prisoners and documents or special equipment.</li> </ol> </div> <div style="border: 1px solid black; padding: 5px; margin-bottom: 10px;"> <p style="text-align: center;"><b>UNIT RECORD CARD (PART B)</b></p> <p style="text-align: center;">Forward to Unit. <i>(Capturing unit retains for records.)</i></p> <p>Use string, wire, or other durable material to attach the appropriate section of this form to the EPW's equipment or property.</p> </div> <div style="border: 1px solid black; padding: 5px;"> <p style="text-align: center;"><b>DOCUMENT/SPECIAL EQUIPMENT WEAPONS CARD (PART C)</b></p> <p>Attach this part of tag to property taken. <i>(Do not remove from property.)</i></p> <p>As a minimum, the tag must include the following information:</p> <ul style="list-style-type: none"> <li>Item 1. Date and time of capture <i>(YYYYMMDD)</i>.</li> <li>Item 8. Capturing unit.</li> <li>Item 9. Place of capture <i>(grid coordinates)</i>.</li> <li>Item 10. Circumstances of capture <i>(how the EPW was captured)</i>.</li> </ul> </div>	<div style="border: 1px solid black; padding: 5px; margin-bottom: 10px;"> <table border="1" style="width: 100%; border-collapse: collapse;"> <tr> <td colspan="2">1. DATE AND TIME OF CAPTURE 1113D</td> <td colspan="2">2. SERIAL NO. 0090829</td> <td style="text-align: right;">A</td> </tr> <tr> <td colspan="2">3. NAME DD</td> <td colspan="2">4. DATE OF BIRTH 12D5</td> <td></td> </tr> <tr> <td colspan="2">5. RANK D</td> <td colspan="2">6. SERVICE NO. 123-45-6789</td> <td></td> </tr> <tr> <td colspan="2">7. UNIT OF EPW 122D</td> <td colspan="2">8. CAPTURING UNIT 4D</td> <td></td> </tr> <tr> <td colspan="5">9. LOCATION OF CAPTURE <i>(Grid coordinates)</i> D82456</td> </tr> <tr> <td colspan="2">10. CIRCUMSTANCES OF CAPTURE D</td> <td colspan="2">11. PHYSICAL CON-DITION OF EPW D</td> <td colspan="1">12. WEAPONS, EQUIP-MENT, DOCUMENTS D/D</td> </tr> </table> <p style="font-size: small;">DD FORM 2745, MAY 96 <span style="float: right;">REPLACES DA FORM 5976, JAN 91, USABLE UNTIL EXHAUSTED.</span></p> </div> <div style="border: 1px solid black; padding: 5px; margin-bottom: 10px;"> <table border="1" style="width: 100%; border-collapse: collapse;"> <tr> <td colspan="2">1. DATE AND TIME OF CAPTURE 1113D</td> <td colspan="2">2. SERIAL NO. 0090829</td> <td style="text-align: right;">B</td> </tr> <tr> <td colspan="2">3. NAME DD</td> <td colspan="2">4. DATE OF BIRTH 12D5</td> <td></td> </tr> <tr> <td colspan="2">5. RANK D</td> <td colspan="2">6. SERVICE NO. 123-45-6789</td> <td></td> </tr> <tr> <td colspan="2">7. UNIT OF EPW 122D</td> <td colspan="2">8. CAPTURING UNIT 4D</td> <td></td> </tr> <tr> <td colspan="5">9. LOCATION OF CAPTURE <i>(Grid coordinates)</i> D82456</td> </tr> <tr> <td colspan="2">10. CIRCUMSTANCES OF CAPTURE D</td> <td colspan="2">11. PHYSICAL CON-DITION OF EPW D</td> <td colspan="1">12. WEAPONS, EQUIP-MENT, DOCUMENTS D/D</td> </tr> </table> <p style="font-size: small;">DD FORM 2745, MAY 96 <span style="float: right;">REPLACES DA FORM 5976, JAN 91, USABLE UNTIL EXHAUSTED.</span></p> </div> <div style="border: 1px solid black; padding: 5px;"> <table border="1" style="width: 100%; border-collapse: collapse;"> <tr> <td colspan="2">1. DATE AND TIME OF CAPTURE 1113D</td> <td colspan="2">2. SERIAL NO. 0090829</td> <td style="text-align: right;">C</td> </tr> <tr> <td colspan="2">3. NAME DD</td> <td colspan="2">4. DATE OF BIRTH 12D5</td> <td></td> </tr> <tr> <td colspan="2">5. RANK D</td> <td colspan="2">6. SERVICE NO. 123-45-6789</td> <td></td> </tr> <tr> <td colspan="2">7. UNIT OF EPW 122D</td> <td colspan="2">8. CAPTURING UNIT 4D</td> <td></td> </tr> <tr> <td colspan="5">9. LOCATION OF CAPTURE <i>(Grid coordinates)</i> D82456</td> </tr> <tr> <td colspan="5">10. DESCRIPTION OF WEAPONS, SPECIAL EQUIPMENT, DOCUMENTS D/D</td> </tr> </table> <p style="font-size: small;">DD FORM 2745, MAY 96 <span style="float: right;">REPLACES DA FORM 5976, JAN 91, USABLE UNTIL EXHAUSTED.</span></p> </div>	1. DATE AND TIME OF CAPTURE 1113D		2. SERIAL NO. 0090829		A	3. NAME DD		4. DATE OF BIRTH 12D5			5. RANK D		6. SERVICE NO. 123-45-6789			7. UNIT OF EPW 122D		8. CAPTURING UNIT 4D			9. LOCATION OF CAPTURE <i>(Grid coordinates)</i> D82456					10. CIRCUMSTANCES OF CAPTURE D		11. PHYSICAL CON-DITION OF EPW D		12. WEAPONS, EQUIP-MENT, DOCUMENTS D/D	1. DATE AND TIME OF CAPTURE 1113D		2. SERIAL NO. 0090829		B	3. NAME DD		4. DATE OF BIRTH 12D5			5. RANK D		6. SERVICE NO. 123-45-6789			7. UNIT OF EPW 122D		8. CAPTURING UNIT 4D			9. LOCATION OF CAPTURE <i>(Grid coordinates)</i> D82456					10. CIRCUMSTANCES OF CAPTURE D		11. PHYSICAL CON-DITION OF EPW D		12. WEAPONS, EQUIP-MENT, DOCUMENTS D/D	1. DATE AND TIME OF CAPTURE 1113D		2. SERIAL NO. 0090829		C	3. NAME DD		4. DATE OF BIRTH 12D5			5. RANK D		6. SERVICE NO. 123-45-6789			7. UNIT OF EPW 122D		8. CAPTURING UNIT 4D			9. LOCATION OF CAPTURE <i>(Grid coordinates)</i> D82456					10. DESCRIPTION OF WEAPONS, SPECIAL EQUIPMENT, DOCUMENTS D/D				
1. DATE AND TIME OF CAPTURE 1113D		2. SERIAL NO. 0090829		A																																																																																							
3. NAME DD		4. DATE OF BIRTH 12D5																																																																																									
5. RANK D		6. SERVICE NO. 123-45-6789																																																																																									
7. UNIT OF EPW 122D		8. CAPTURING UNIT 4D																																																																																									
9. LOCATION OF CAPTURE <i>(Grid coordinates)</i> D82456																																																																																											
10. CIRCUMSTANCES OF CAPTURE D		11. PHYSICAL CON-DITION OF EPW D		12. WEAPONS, EQUIP-MENT, DOCUMENTS D/D																																																																																							
1. DATE AND TIME OF CAPTURE 1113D		2. SERIAL NO. 0090829		B																																																																																							
3. NAME DD		4. DATE OF BIRTH 12D5																																																																																									
5. RANK D		6. SERVICE NO. 123-45-6789																																																																																									
7. UNIT OF EPW 122D		8. CAPTURING UNIT 4D																																																																																									
9. LOCATION OF CAPTURE <i>(Grid coordinates)</i> D82456																																																																																											
10. CIRCUMSTANCES OF CAPTURE D		11. PHYSICAL CON-DITION OF EPW D		12. WEAPONS, EQUIP-MENT, DOCUMENTS D/D																																																																																							
1. DATE AND TIME OF CAPTURE 1113D		2. SERIAL NO. 0090829		C																																																																																							
3. NAME DD		4. DATE OF BIRTH 12D5																																																																																									
5. RANK D		6. SERVICE NO. 123-45-6789																																																																																									
7. UNIT OF EPW 122D		8. CAPTURING UNIT 4D																																																																																									
9. LOCATION OF CAPTURE <i>(Grid coordinates)</i> D82456																																																																																											
10. DESCRIPTION OF WEAPONS, SPECIAL EQUIPMENT, DOCUMENTS D/D																																																																																											

Figure 3-1. Sample DD Form 2745

## CAPTURING UNIT

3-7. The Five Ss and T procedure is performed by the capturing unit. The basic principles are search, segregate, silence, speed, safeguard, and tag (see Table 3-1).

**Table 3-1. Five Ss and T Procedure**

Procedure	Description
Search	Search captives for weapons and ammunition, items of intelligence value, and other inappropriate items.  <b>NOTE: Conduct same-gender searches when possible. If mixed-gender searches are necessary for speed or security, conduct them in a respectful manner and avoid any action that could be interpreted as sexual molestation or assault. To prevent allegations of sexual misconduct, the on-site supervisor carefully controls soldiers who perform mixed-gender searches.</b>
Segregate	Segregate captives by rank, gender, nationality, and status.
Silence	Do not allow captives to speak or allow anyone to speak to them. Speak to captives only to give orders.
Speed	Remove captives from the battlefield as quickly as possible.
Safeguard	Safeguard captives according to the Geneva Conventions and the US policy. Provide medical care as needed.
Tag	Tag captives with a DD Form 2745 or a field-expedient capture tag that includes the following information: <ul style="list-style-type: none"> <li>• Date of capture.</li> <li>• Location of capture (grid coordinates).</li> <li>• Capturing unit.</li> <li>• Special circumstances of capture (how the person was captured, if he resisted, if he gave up, and so forth).</li> </ul> <b>NOTE: The capturing unit must complete a capture tag because failure to do so hinders further processing and disposition.</b>

## COLLECTING POINTS AND HOLDING AREAS

3-8. When a captive arrives at a division CP or a CHA, he is processed by the STRESS method. The basic principles are search, tag, report, evacuate, segregate, and safeguard (see STANAG 2044).

### Search

3-9. Search and inspect each captive and his possessions. Conduct same-gender searches when possible. If mixed-gender searches are necessary for speed or security, conduct them in a respectful manner and avoid any action that could be interpreted as sexual molestation or assault. To prevent allegations of sexual misconduct, the on-site supervisor carefully controls soldiers who perform mixed-gender searches. Some items can be retained during captivity, some items are impounded and eventually returned, and certain items are confiscated and never returned, even if the captive is released or repatriated.

3-10. **Retained Items.** A captive is allowed to keep certain items during his captivity. They are generally divided into two groups. The first group consists

of items taken during the receiving portion of inprocessing and returned later in the process. The second group consists of items that the captive can keep at all times. **NOTE: These lists are not all inclusive.**

- Group 1.
  - Military mess equipment (except knives and forks).
  - Helmet.
  - Protective clothing and equipment (NBC suits, helmets, and protective masks) for use during evacuation from the CZ.
  - Personal clothing.
  - Badges of rank and nationality.
  - Military decorations.
  - ID cards and tags.
  - Rations (in the early stages of captivity).
- Group 2.
  - Religious literature (within reason).
  - Personal items having no intelligence value (jewelry and pictures).

3-11. **Impounded Items.** A captive is not allowed to keep impounded items during his internment. They can make escape easier or can compromise US security interests. Impounded items normally include—

- Cameras.
- Radios.
- Currency.
- Negotiable instruments.

3-12. **Confiscated Items.** The following items are confiscated when searching a captive:

- Weapons.
- Ammunition.
- Items of intelligence value (maps and orders).
- Other inappropriate items.

3-13. The MP coordinate with MI interrogation teams to determine which confiscated items have intelligence value. Personal items (diaries, letters from home, and family pictures) can be taken by MI teams for review and then returned to the proper owner via MP.

**NOTES:**

**1. Currency is only confiscated on a commissioned officer's order (see AR 190-8), and it must be accounted for on DA Form 4137.**

**2. For an in-depth discussion on impounded and confiscated property, see AR 190-8 and DFAS-IN 37-1.**

3-14. **Property Accountability.** When seizing property from a captive—

- Bundle it or place it in a bag to keep it intact and separate from other captives' possessions.
- Prepare DA Form 4137 for confiscated and impounded property.

- Prepare a receipt for currency and negotiable instruments to be signed by the captive and the receiver. Use cash collection vouchers so that the value can be credited to each captive's account. List currency and negotiable instruments on the captive's personal-property list, but treat them as impounded property.
- Keep the original receipt with the property during evacuation. Give the captive a copy of the receipt, and tell him to keep it to expedite the return of his property.
- Have MI sign for property on DA Form 4137 and for captives on DD Form 2708.
- Return confiscated property to supply after it is cleared by MI teams. Items kept by MI because of intelligence value are forwarded through MI channels.
- Evacuate retained items with the captive when he moves to the next level of internment.
- Maintain controlled access to confiscated and impounded property.

## Tag

3-15. Tag each captive with a DD Form 2745. The MP at CPs and CHAs check each tag for the—

- Date and time of capture.
- Capturing unit.
- Place of capture.
- Circumstances of the capture.

The remaining information on the tag is included as it becomes available.

3-16. A DD Form 2745 is a perforated, three-part form that is individually serial-numbered. It is constructed of durable, waterproof, tear-resistant material with reinforced eyeholes on Parts A and C. Part A is attached to the captive with wire or string, Part B is maintained by the capturing unit for their records, and Part C is attached to confiscated property so that the owner can be identified later.

3-17. The MP at division CPs ensure that a DD Form 2745 is placed on each captive who arrives at the CP without one. They may direct the capturing unit to complete a capture tag before accepting the prisoner into the CP. The MP—

- Make a statement on the tag if the captive arrived without it.
- Instruct the captive not to remove or alter the tag.
- Annotate the tag's serial number and the captive's name on a locally developed manifest.

**NOTE: See Soldier Training Publication (STP) 21-24-SMCT for more information on DD Form 2745.**

## Report

3-18. Report the number of captives at each CP through MP channels. This aids in the transportation and security planning processes.

## Evacuate

3-19. Evacuate captives from the CZ through appropriate channels as humanely and quickly as possible. Do not delay movement to obtain names, ranks, service numbers, or dates of birth. When moving captives, give them clear, brief instructions in their own language when possible. Military necessity may require a delay in movement beyond a reasonable time. When this occurs, ensure that there is an adequate supply of food, potable water, appropriate clothing, shelter, and medical attention available.

3-20. The MP ensure that the proper paperwork (DA Form 4137, DD Form 515, and DD Form 2708) is complete before captives are evacuated. If necessary, a DD Form 2708 (annotated with the number of prisoners) and a manifest will suffice. Do not expose captives to unnecessary danger, and protect them while they are awaiting evacuation. For seriously wounded or sick captives, medical personnel determine if prompt evacuation is more dangerous than retaining them in the CZ.

## Segregate

3-21. The OIC or the noncommissioned officer in charge (NCOIC) is responsible for the custody of captives. He designates segregation procedures and levels to ensure their security, health, and welfare. Segregate captives into the following categories:

- **Officers, NCOs, and enlisted members (male and female).** Deserters and those who gave up without a fight may be further segregated for their protection. Nationally recognized ideologies and ethnic groups can also be segregated.
- **CIs and refugees.** They are separated from EPWs.
- **US military prisoners.** They are separated from all other prisoners/detainees (EPWs, CIs, ODs, and refugees). (See Chapter 8 for a complete discussion on the confinement of US military prisoners.)

3-22. Ultimately, all captives are classified as an EPW, a CI, or an OD. However, it may be impossible to readily classify all captives. If there is any doubt about a captive's status, protect him under the rules of the Geneva Conventions and the US policy until a competent tribunal can determine his status. (See AR 190-8 for further information.)

3-23. Do not use coercion to obtain information from captives. This includes basic information such as name, rank, service number, and date of birth that captives are required to provide under the Geneva Conventions. Coercion or inhumane treatment of captives is prohibited and is not justified by the stress of combat or deep provocation. Inhumane treatment is a serious violation of international law and the UCMJ.

3-24. Do not speak to captives except to give orders or directions. Do not let captives talk to or signal each other. This prevents them from plotting ways to counter security and plan escapes. An uncooperative captive can be gagged in certain tactical situations; however, only use a gag for as long as needed and ensure that it does not harm the captive.



## Safeguard

3-25. To safeguard captives according to the Geneva Conventions and the US policy—

- Provide first aid and medical treatment for wounded and sick captives. Evacuate them through medical channels, using the assets available to evacuate US and allied forces.
- Provide food and water. These supplies must be commensurate to those for US and allied forces (see FM 27-10 and STANAG 2044).
- Provide firm, humane treatment.
- Allow captives to use protective equipment in case of hostile fire or NBC threat.
- Protect captives from abuse by other captives and local civilians.
- Report acts and allegations of inhumane treatment through MP channels (see AR 190-40).
- Do not locate captives near obvious targets (ammunition sites, fuel facilities, and communications equipment).

## EVACUATING CAPTIVES

3-26. Remove captives from the CZ as quickly as possible. The intent is to move them from division CPs to an I/R facility. The goal is for higher echelons to go forward to lower echelons and evacuate captives to the rear as follows:

- Division MP move forward to the forward CP to escort captives to the central CP.
- Corps MP move forward to the central CP to escort captives to the CHA.
- Echelons above corps (EAC) MP move forward to the CHA to escort captives to the I/R facility.

3-27. If escort guard companies are available in the TO, they are placed under OPCON of the MP commander. They—

- Provide supervisory and security personnel during evacuation and/or movement.
- Go forward to the corps and the division to escort captives to the I/R facility.
- Escort captives from the division forward CP to the corps or the EAC (in coordination with the respective echelon provost marshal [PM]).

## SICK AND WOUNDED CAPTIVES

3-28. Medical personnel decide which captives must be medically evacuated or moved within MP channels, while MP or other command-directed nonmedical personnel provide prisoner security. Generally, walking wounded are moved through MP channels and litter patients are moved through medical channels. The US provides the same medical care for wounded and sick captives as it does for its own forces and allied soldiers. The degree of medical care, not status (such as EPW or CI), determines the disposition of wounded soldiers.

3-29. Seriously wounded or ill captives are stabilized and evacuated through medical channels to the rear area as quickly as possible. If the captive requires medical evacuation—

- Report the captive's medical condition through medical channels to the next higher echelon.
- Request disposition instructions from the corps medical regulating officer (MRO).

3-30. The MRO coordinates transportation and identifies the treatment facility where wounded and sick captives are taken. Accountability for captives within medical channels is the responsibility of the MRO and the hospital commander. They coordinate their efforts with the IRIC.

3-31. The MP determine if there is a security risk during medical evacuation of wounded and sick captives. Ordinarily, captives who require medical evacuation are less likely to be a security risk. However, captives well enough to be a security risk are treated and returned to MP control.

3-32. If medical personnel request MP to guard captives at a medical facility in the corps area and the corps commander chooses to delegate that responsibility to the MP, the PM allocates support on a case-by-case basis. The MP structure is not designed to provide MP to guard hospitalized captives on a continuous, uninterrupted basis.

### **ABLE-BODIED CAPTIVES**

3-33. The MP guard able-bodied captives during movement to prevent escape, liberation, or injury. A general planning consideration when determining the number of MP necessary is one for every five to ten captives. An MP unit tasked to escort captives considers the following information when determining the number of guards needed:

- The mission, enemy, terrain, troops, time available, and civilian considerations (METT-TC).
- The number of captives being moved.
- The condition and morale of the captives. Fatigued and/or cooperative individuals require fewer guards than fresh, motivated individuals.
- The type of transportation and its scheduled arrival.
- The type of terrain along the evacuation route. Routes where dense vegetation is close to the road often require more guards than open, clear terrain.
- The threat level along the route. As the threat level increases, so does the need to increase security. Consider the anticipated presence of suspected sympathizers and hostile, local nationals along the route.
- The location of MP units or bases/base clusters along the route.
- The location and number of rest stops. This is based on the transportation, the distance, and the terrain.

3-34. When moving forward to escort captives to the rear area, MP responsibilities begin at the CP or the CHA where custody is accepted. Verify the method of moving captives, the location and time of pickup, and the number of captives contained in orders from higher headquarters. The MP units cannot transport captives with organic assets.

3-35. The preferred method for moving captives through a battlefield is the *backhaul* system. This transportation system relies on assets that have delivered their primary cargo and are available to move personnel and materials to another location. The availability of vehicles will vary, depending on the cargo delivered to the area. The command and control (C<sup>2</sup>) element of the MP unit tasked with evacuation arranges transportation through the local MCO.

3-36. If the backhaul system cannot be employed, the MP unit guarding the captives requests an alternate means of transportation. Captives are moved on foot only as a last resort and upon approval of the MP unit commander.

## **DIVISION COLLECTING POINTS**

3-37. A division operates two types of CPs—forward and central. A division MP company operates forward CPs in each maneuver brigade AO and a central CP in the division rear area. Both CPs are temporary areas designed to hold captives until they are removed from the battlefield. Forward CPs are positioned as far forward as possible to accept captives from maneuver elements. Central CPs accept captives from forward CPs and local units.

### **FORWARD COLLECTING POINTS**

3-38. Forward CPs (Figure 3-2) are needed when a brigade conducts an offensive operation and is likely to take captives. When a maneuver brigade has an MP platoon in direct support (DS), MP teams set up and operate forward CPs. A brigade without an MP platoon in DS sets up and operates its own forward CPs.

3-39. The number of MP teams needed to operate a forward CP is based on the number of captives expected and METT-TC. The projected number of captives is based on mission analysis and intelligence estimates conducted by the brigade Intelligence Officer (US Army) (S2). Division forward CPs are mobile; they can be set up, expanded, and relocated quickly as the tactical situation warrants.

### **Location**

3-40. The brigade operation plan (OPLAN) or operation order (OPORD) provides the general location of forward CPs. They are located near or in the brigade support area (BSA), in an area that prevents captives from observing activities within the BSA. They are also located near main supply routes (MSRs) to make delivery, evacuation, and resupply easier.

### **Medical Support**

3-41. Medical support is provided by the MP company medical section. Additional medical support can be requested through the forward support battalion (FSB) to the brigade medical officer. The brigade OPORD includes specific actions and support (operational requirements) needed from non-MP units.

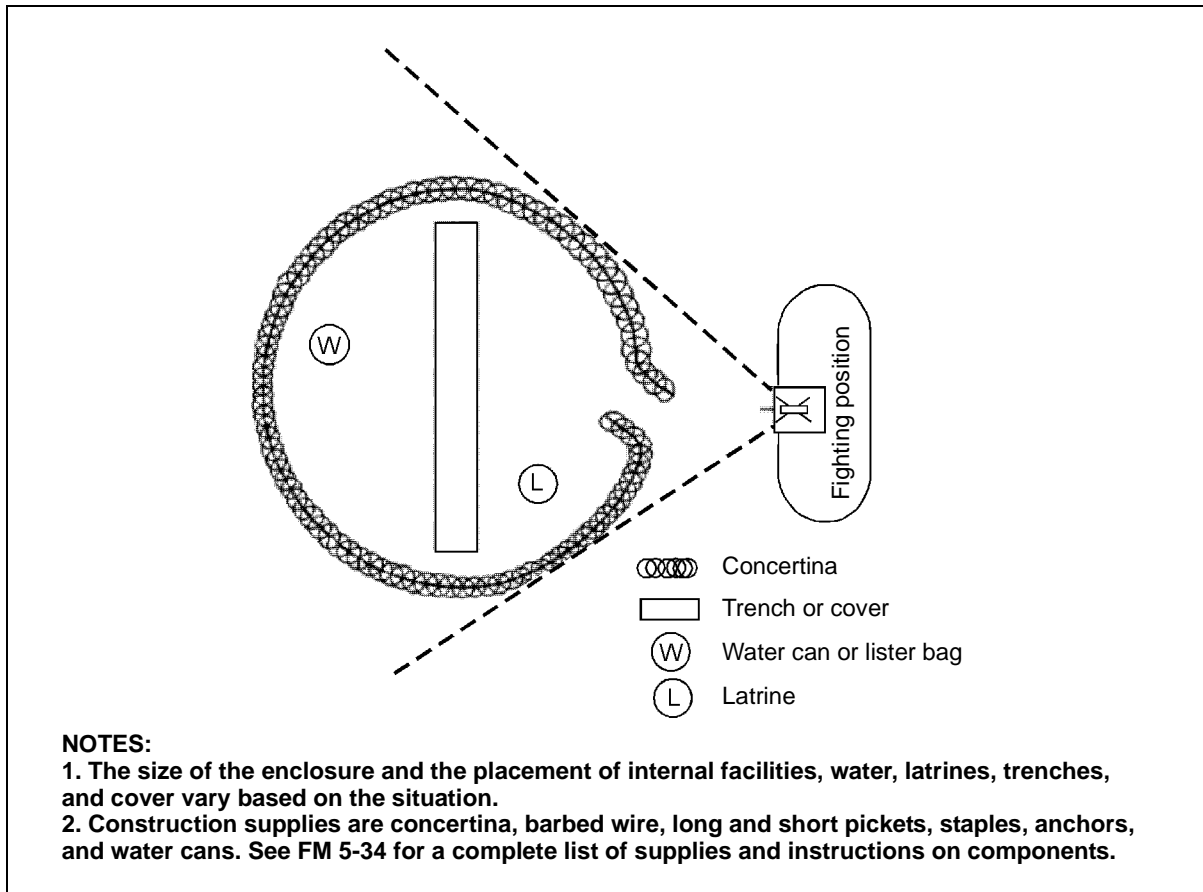


Figure 3-2. Forward CP

### Planning Considerations

3-42. When a division MP company commander is tasked with planning and operating a forward CP, he—

- Coordinates with the unit responsible for the area.
- Conducts a recon of the area before selecting a location.
- Locates it far enough from the fighting to avoid minor shifts in the main battle area (MBA) (normally 5 to 10 kilometers).
- Notifies the BSA tactical operations center (TOC) and the PM operations section of the selected location (grid coordinates). The BSA TOC reports the location to the brigade TOC, and the brigade TOC notifies subordinate units.
- Coordinates with MI on collocating an MI interrogation team at the CP.
- Provides potable water and, if required, food for captives.

3-43. A forward CP is seldom located near the indigenous population to prevent problems caused by the presence of captives in the area. A forward CP is usually a guarded, roped-off area (concertina or razor tape) or a secure, fixed facility. The capture rate and the captive categories determine the size of

the forward CP. If possible, use existing structures (vacant schools, apartments, and warehouses) to conserve resources and provide protection for captives. When selecting a location, consider—

- Security.
- Medical support.
- Food and potable water.
- Field sanitation (latrine facilities).
- Shelter.
- Cover. (Captives can dig or build cover to protect themselves from direct and indirect fire.)
- Access routes.

### **Accountability**

3-44. Account for each captive and his equipment when they arrive at the forward CP.

### **Evacuation**

3-45. Captives should not remain at a forward CP more than 12 hours before being escorted to the central CP. When they have been processed and are ready for evacuation, MP leaders—

- Report the status to the BSA TOC and the PM (through MP channels).
- Request transportation, rations, and water from the FSB Supply Officer (US Army) (S4).
- Ensure that receipts are ready for signature.
- Ensure that property is properly tagged and given to escort guards.

## **CENTRAL COLLECTING POINTS**

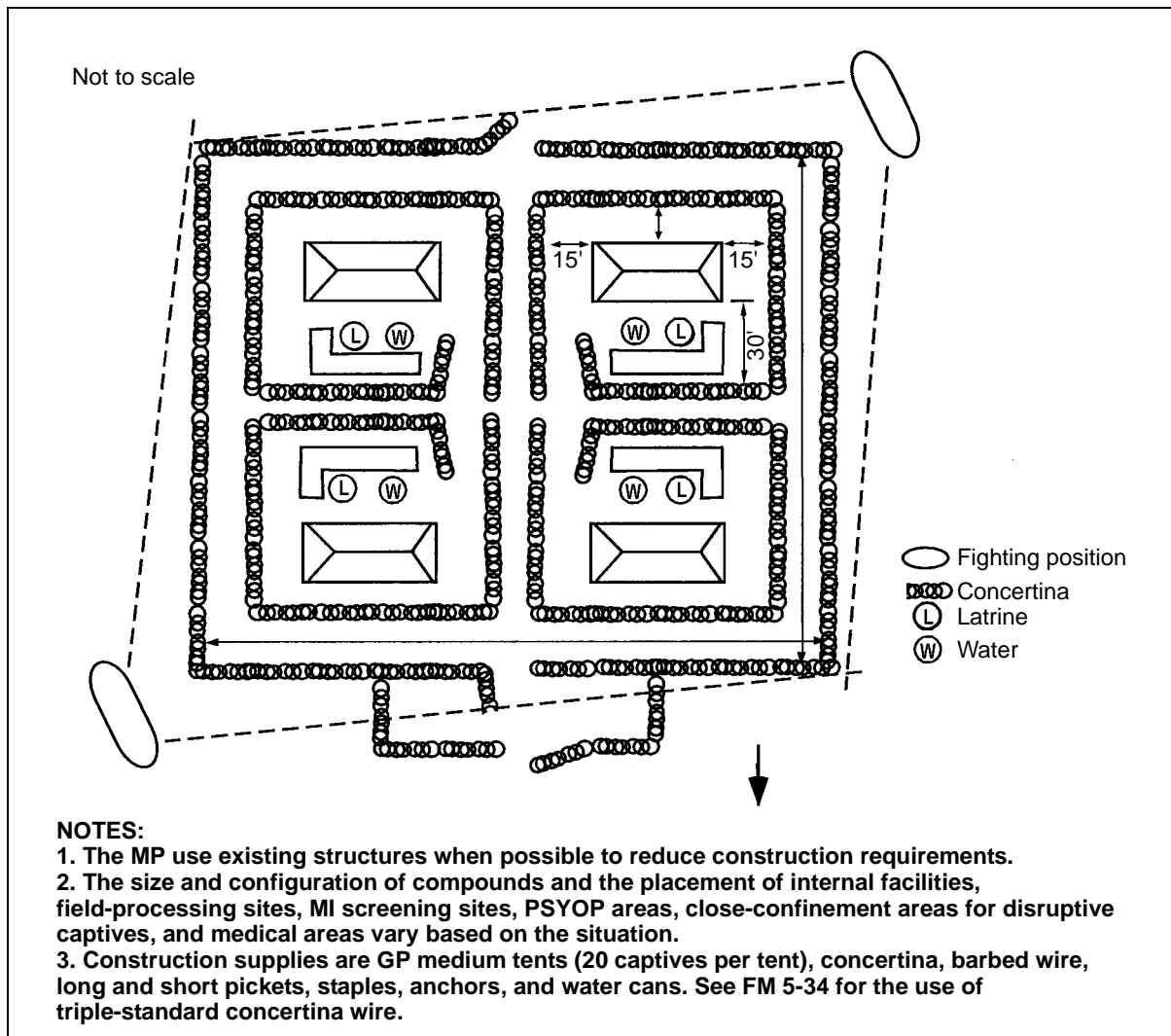
3-46. A central CP (Figure 3-3) is larger than a forward CP, but it has a similar setup and operation. The larger holding capacity of a central CP requires additional MP. If sufficient MP are unavailable, it is augmented by a division, corps, or EAC band to assist with perimeter security. Captives are provided food, water, first aid, and medical attention as required.

### **Location**

3-47. As stated in the division OPLAN or OPORD, a central CP is located near the division support area (DSA) in an area that prevents captives from observing activities within the DSA. It is also located near MSRs to make delivery, evacuation, and resupply easier.

### **Medical Support**

3-48. Prevent captives from incurring disease and nonbattle injuries (DNBI) (heat and cold injuries or communicable diseases) while in captivity. Isolate captives who exhibit obvious signs of disease (diarrhea, vomiting, or fever) until medical personnel make an evaluation. If a large number of captives appear ill, notify medical and command channels for immediate action/treatment.



**Figure 3-3. Central CP**

- 3-49. The division PVNTMED section supports the central CP by—
- Monitoring drinking water and advising on disinfection procedures.
  - Controlling animals and insects that carry disease.
  - Ensuring that captives help prevent illness by—
    - Drinking enough water.
    - Wearing clothing that is suited for the weather and the situation.
    - Handling heating fuels carefully.
    - Avoiding contact of exposed skin to cold metal.
    - Using insect repellent, netting, and insecticides.
    - Taking approved preventive medication.
    - Using purification tablets when water quality is uncertain.
    - Disposing of bodily wastes properly.
    - Practicing personal hygiene.

## Planning Considerations

3-50. When a division MP company commander is tasked with establishing and operating a central CP, he—

- Coordinates with the unit responsible for the area.
- Conducts a recon of the area before selecting a location.
- Notifies the PM of the exact location (grid coordinates). The PM notifies the division rear CP operations cell, who notifies area units.
- Coordinates with MI on collocating an MI interrogation team at the CP.
- Ensures that the location is accessible to units escorting captives from forward CPs.

3-51. Like a forward CP, a central CP is seldom located near the indigenous population. Use existing structures, when available, to conserve resources. If structures are unavailable, construct the central CP from similar material as forward CPs. However, a central CP is larger and must contain some type of tentage or shelter to protect captives from the elements. A bunker in each compound or free access to a bunker is needed to protect captives from direct and indirect fire. Enlisted captives can be tasked to help construct a central CP (especially bunkers); however, officer captives cannot be used.

3-52. A central CP is as mobile as a forward CP. It must also be set up, expanded, and relocated quickly as the tactical situation dictates. Units within the DSA provide support as stated in the division OPORD. The MP company medical section provides medical support to personnel in the central CP, and additional medical support can be requested from the command surgeon.

## Accountability

3-53. Account for each captive and his equipment when they arrive at the central CP. Use the STRESS method to process captives who are brought directly to the central CP by a capturing unit (see paragraph 3-8).

## Evacuation of Captives

3-54. Captives should not remain at the central CP more than 24 hours before being evacuated to the CHA. When all captives are accounted for, processed, and ready for evacuation to the CHA, MP leaders—

- Report the status to the division rear CP and to the PM (through MP channels).
- Request transportation, rations, and water through logistics channels in the division rear.
- Ensure that receipts are ready for signature.
- Ensure that property is tagged with Part C of DD Form 2745 and given to the escort guards.

## CORPS HOLDING AREAS

3-55. A CHA (Figure 3-4) can hold more captives for longer periods of times than a central CP. Depending on the availability of MP units to establish I/R facilities, corps MP units must be prepared to hold captives at the CHA more than 72 hours. If the CHA keeps captives more than 72 hours, MP must plan and coordinate for the increased logistics and personnel required to operate a long-term facility. The decision to hold captives longer is based on METT-TC and the availability of forces. Captives remain in the CHA until they are evacuated to an I/R facility or until hostilities end.

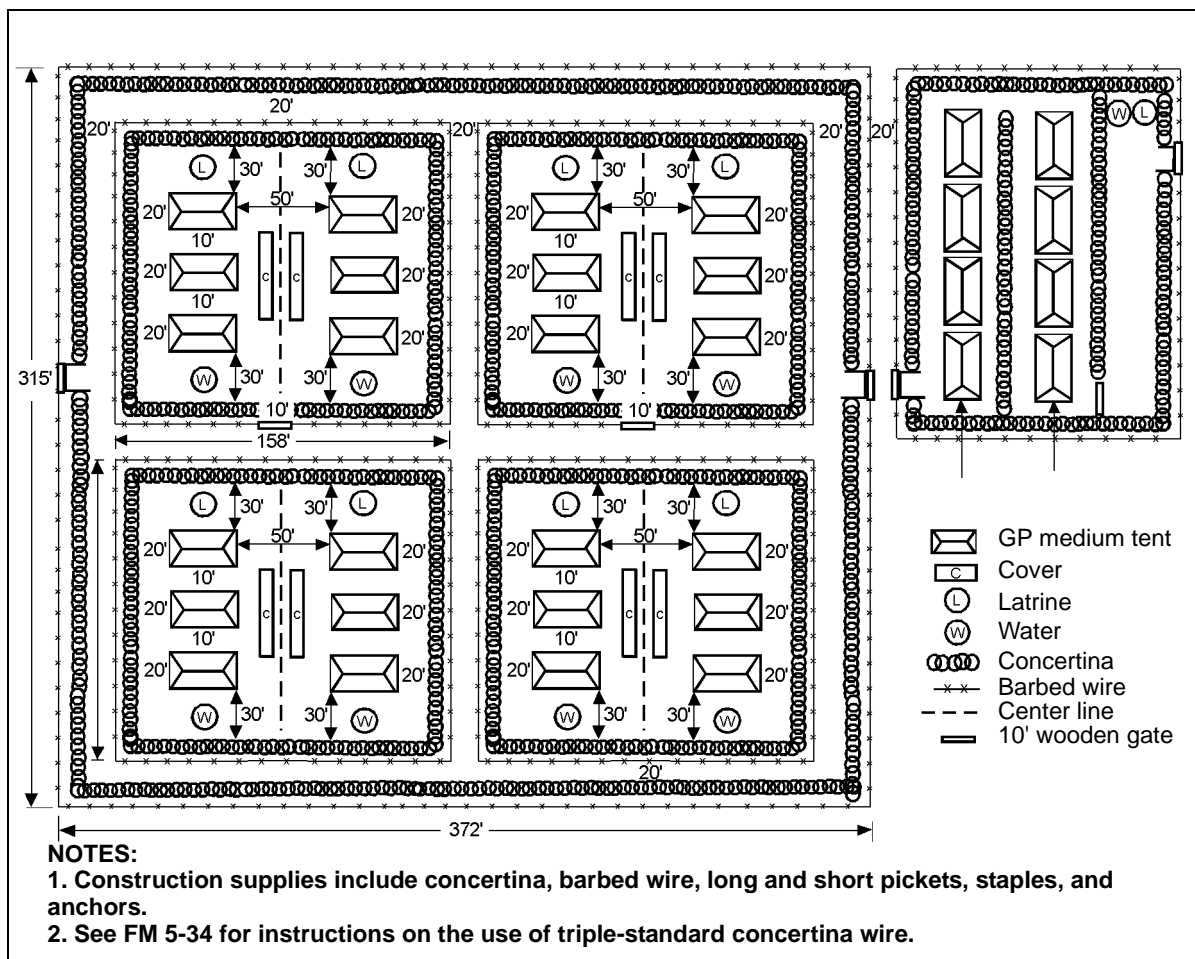


Figure 3-4. Corps Holding Area

3-56. A CHA receives captives from CPs and units that capture them in the rear area. Usually, one CHA is established to support each division conducting operations. However, additional CHAs may be required based on the—

- Size of the corps area.
- Type of terrain.
- Length of the LOC between the CHA and the division central CPs.
- Number of captives being moved.



## LOCATION

3-57. A CHA is usually located near a base or a base cluster in the corps rear area. When selecting a site—

- Coordinate with the unit responsible for the area (terrain) and the corps rear CP.
- Conduct a recon to select a location.
  - Is it adjacent to an MSR, a railroad, or an airfield?
  - Are existing buildings available?
  - Is it close to supply facilities?
  - Is it easily protected from enemy activities?
- Ensure that the location allows division of the site into two or more compounds for segregation, security, and ease of control.
- Report the exact location (grid coordinates) through MP channels to the unit responsible for the area. The MI coordinates with MP on collocating an MI interrogation team at the CP. However, MP may have to contact MI to initiate the action.
- Ensure that the site is accessible to units escorting captives from division central CPs.

## CONSTRUCTION

3-58. A CHA is more permanent than CPs. Existing structures may be used and are preferred. The capture rate and the captive categories determine the size of the CHA. A multistory building has a smaller perimeter to guard; however, it requires using guards on each floor and may present a security risk for the guards. Depending on the tactical situation, perimeter lighting can be used.

3-59. When constructing a CHA, divide it into two or more compounds for segregation, security, and ease of control. Consider providing more than one entrance into the CHA. Include a reception area for further processing, searching, and examining of selected captives by MI. Include sanitary facilities (showers and latrines) and shelter (tentage and existing buildings) from the elements and direct and indirect fire.

## GUARD FORCE

3-60. The exact CHA setup and design depend on many factors, including construction materials, terrain, and forces. An MP platoon or company from a corps MP battalion usually operates a CHA. A platoon can guard 500 captives, while a company can guard 2,000. During mass captures, a guard force augmentation may be required to handle unexpected workload. The corps band can augment MP guards to aid in security. As the population of the CHA increases, evacuations to the I/R facility also increase.

## LOGISTICS

3-61. Request supplies through logistic channels for construction, maintenance, and day-to-day operations of a CHA. Support agreements can be arranged between MP headquarters and a base or base cluster where the CHA is located. Plan ahead to provide food and water.

---

## **MEDICAL AND SANITATION CONSIDERATIONS**

3-62. The CHA guards isolate wounded captives and captives suspected of having a communicable disease until medical personnel can examine them (see Chapter 2). Take necessary sanitary measures to ensure a clean, healthy CHA and to prevent epidemics. Request PVNTMED units to assist and advise unit field sanitation teams on—

- The survey and control of disease-carrying insects and rodents.
- Sanitary engineering (water treatment and waste disposal).

## **EVACUATION**

3-63. The procedures used to escort captives from division forward and central CPs to a CHA are also used to escort captives from a CHA to an I/R facility.

## **COLLOCATED SCREENING SITES**

3-64. To facilitate collecting enemy tactical information, MI may collocate interrogation teams at CPs and CHAs. This provides MI with direct access to captives and their equipment and documents. Coordination is made between MP and MI to establish operating procedures that include accountability. An interrogation area is established away from the receiving/processing line so that MI personnel can interrogate captives and examine their equipment and documents. If a captive or his equipment or documents are removed from the receiving/processing line, account for them on DD Form 2708 and DA Form 4137.

## **INTERROGATION TEAMS**

3-65. The MI interrogation teams screen captives at CPs and CHAs, looking for anyone who is a potential source of information. Screeners observe captives from an area close to the dismount point or processing area. As each captive passes, MI personnel examine the capture tag and look for branch insignias that indicate a captive with information to support command priority intelligence requirements (PIR) and information requirements (IR). They also look for captives who are willing or attempting to talk to guards; joining the wrong group intentionally; or displaying signs of nervousness, anxiety, or fear.

3-66. The MP assist MI screeners by identifying captives who may have answers that support PIR and IR. Because MP are in constant contact with captives, they see how certain captives respond to orders and see the type of requests they make. The MP ensure that searches requested by MI are conducted out of sight of other captives and that guards conduct same-gender searches.

3-67. The MI screeners examine captured documents, equipment and, in some cases, personal papers (journals, diaries, and letters from home). They are looking for information that identifies a captive and his organization, mission, and personal background (family, knowledge, and experience). Knowledge of a captive's physical and emotional status or other information helps screeners determine his willingness to cooperate.

## LOCATION

- 3-68. Consider the following when planning an MI screening site:
- The site is located where screeners can observe captives as they are segregated and processed. It is shielded from the direct view of captives and is far enough away that captives cannot overhear screeners' conversations.
  - The site has an operation, administrative, and interrogation area. The interrogation area accommodates an interrogator, a captive, a guard, and an interpreter as well as furniture. Lights are available for night operations.
  - Procedures are implemented to verify that sick and wounded captives have been treated and released by authorized medical personnel.
  - Guards are available and procedures are implemented for escorting captives to the interrogation site.
  - Procedures are published to inform screeners who will be moved and when they will be moved.
  - Accountability procedures are implemented and required forms are available.

## COLLECTING POINTS IN OTHER OPERATIONS

- 3-69. The CPs can also be operated during river crossing, amphibious, airborne, armored, and air assault operations:
- **River crossing operations.** Establish temporary CPs on entry and exit sides of the river (corps MP often take control of CPs). Return from the exit bank and evacuate captives to the rear, preventing interference with tactical operations and protecting captives from hostile fire. Coordinate with traffic control personnel at the crossing site to prevent interference with assault forces who are moving forward. Use a secondary crossing site if available.
  - **Amphibious operations.** The assault force initially operates CPs in the beachhead and then escorts captives to designated ships. The MP coordinate with the support force for handling captives after they are escorted from the beachhead. When facilities, supplies, and personnel permit, retain captives in the objective area if they can be protected from enemy fire.
  - **Airborne operations.** The METT-TC considerations for collecting captives include the geographical location of the airhead, the tactical plan, the availability of transportation, and plans for linking up with ground forces. Captives are primarily moved by air during the early stages of the operation, which requires CPs to be established near landing zones (LZs). Consider attaching additional MP elements from area EAC to guard captives during evacuation.
  - **Armored operations.** Armored units can penetrate deep into hostile territory, bypassing pockets of enemy resistance on their way to the objective. This leaves isolated enemy units on the battlefield, which may hinder the normal evacuation of captives to the rear area. Hold captives at the CP until they can be safely evacuated from the battlefield.

- **Air assault operations.** Organic MP elements accompany assault elements to the objective. Establish CPs near LZs and airfields where the evacuation process begins. If necessary, attach nondivisional MP elements to guard captives during evacuation.

## Chapter 4

# Enemy Prisoners of War

Chapters 3 and 4 implement STANAG 2044.

The MP are responsible for evacuating EPWs from division CPs to CHAs and then to internment facilities (normally located in the COMMZ). This chapter addresses procedures for properly handling, processing, and safeguarding EPWs. The procedures outlined in this chapter are also applicable to RPs. (See Chapter 1 for complete definitions and AR 190-8 for more details.)

### EVACUATION

4-1. Corps MP commanders evacuate EPWs from CHAs to internment facilities promptly and safely. Their responsibilities include security, accountability, and support. They also account for equipment and documents and provide escort guards if an escort guard company is unavailable.

4-2. Escort guard companies are responsible for EPW operations in the TO, and they escort EPWs from CHAs to internment facilities. They are assigned to MP I/R battalions and brigades. However, if they arrive before MP I/R units, they are attached to MP CS brigades. To expedite prompt, full evacuation of EPWs, escort guards can be pre-positioned in CHAs so that they are continuously available.

4-3. The evacuation chain normally moves EPWs from a division forward CP to a division central CP, to a CHA, and then to an internment facility. When circumstances permit, such as taking advantage of available transportation, evacuation procedures may bypass one or more echelons below corps (EBC) facilities.

### RECEIVING AND PROCESSING AREAS

4-4. Receiving and processing begin when EPWs arrive. However, due to limited manning, these functions are not operational 24 hours a day. An internment facility receives, secures, houses, and feeds EPWs until receiving and processing lines are operational. The EPWs are then brought forward, and the internment process begins.

4-5. Use a controlled-flow format to escort EPWs through the processing line. Normally, four EPWs are processed at a time and the average is eight per hour. These numbers may increase or decrease based on the capture rate and the nature of the operation. Secure unprocessed EPWs in a holding area.

4-6. Request interpreters from MI, PSYOP, allied forces, or local authorities as necessary. This may require identifying and clearing trusted EPWs or local nationals to interpret. Interpreters are usually necessary when entering data into the Internment/Resettlement Information System (IRIS).

4-7. The preparation and dispatch of DA Forms 2674-R are governed by AR 190-8, and they are prepared at each internment facility. Brigade or internment facility commanders may require feeder reports from various compounds to facilitate the preparation of internee strength reports.

**NOTE: See STANAG 2044 for more information on reports and accountability as they apply to NATO TOs.**

4-8. Table 4-1 outlines the internment process for EPWs. It shows who is responsible for each step and what actions they must accomplish. Based on METT-TC, the commander may tailor stations to meet the situation. Stations 1 through 4 are in the receiving line, and Stations 5 through 9 are in the processing line.

**Table 4-1. Processing Actions at the EPW Processing Area**

Station	Purpose	Responsible Individuals*	Actions
<b>Receiving Line</b>			
1	Search	MP	Assign ISNs. Follow accountability procedures. Escort EPWs and their property. Strip-search EPWs (by MP of the same sex) before entering the processing area unless prohibited by conditions. Remove and examine property, place it in a container or a tray, mark it with a control number, and take it to a temporary storage area. (Some property may be returned in the processing line.) Supervise the movement of EPWs to the next station.
2	Personal hygiene	MP and processed EPWs (when possible)	Allow EPWs to shower, shave, and get haircuts. Disinfect EPWs using the guidelines established by the PVNTMED officer. Supervise the movement of EPWs to the next station.
*The number of people used to perform tasks depends on the number of EPWs and the amount of time available. Other soldiers assigned to the unit may perform non-MP-specific tasks if necessary.			

Table 4-1. Processing Actions at the EPW Processing Area (continued)

Station	Purpose	Responsible Individuals*	Actions
3	Medical evaluation	Medical personnel and MP	<p>Inspect EPWs for signs of illness or injury.</p> <p>Evacuate EPWs who need treatment at a medical facility.</p> <p>Give immunizations or request immunization support from the supporting medical unit before internment or evacuation.</p> <p>Initiate treatment and immunization records.</p> <p>Place control numbers on medical records to reduce linguist support. (Names, service numbers, and ISNs are entered at Station 1 with the aid of an interpreter.)</p> <p>Annotate medical records with the date and place EPWs were inspected, immunized, and disinfected.</p> <p>Weigh EPWs and establish a weight register.</p> <p>Supervise the movement of EPWs to the next station.</p>
4	Personal items	MP	<p>Issue personal-comfort items (toilet paper, soap, toothbrush, and toothpaste).</p> <p>Issue clothing (clean and distinctive, like brightly colored jumpsuits if available) that is—</p> <ul style="list-style-type: none"> <li>• Taken from EPWs at Station 1.</li> <li>• Obtained from captured enemy supplies.</li> <li>• Obtained through normal supply channels.</li> </ul> <p>Ensure that clothing is marked "PW" as required.</p> <p>Escort EPWs to the processing area (Station 5).</p>
<b>Processing Line</b>			
5	Administrative accountability	Processing clerk (assisted by an interpreter, MI, or others) and MP	<p>Ensure that ISNs are assigned to EPWs. Note the capture tag numbers that ISNs are replacing so that late-arriving property can be matched to its owner.</p> <p>Initiate personnel records, ID documents, and property receipts.</p> <p>Use digital equipment to generate forms and records.</p> <p>Prepare forms and records to maintain the accountability of EPWs and their property (STANAG 2044).</p> <p>Prepare forms for repatriation or international transfer as specified in local regulations or SOPs.</p> <p>Supervise the movement of EPWs to the next station.</p>
*The number of people used to perform tasks depends on the number of EPWs and the amount of time available. Other soldiers assigned to the unit may perform non-MP-specific tasks if necessary.			

**Table 4-1. Processing Actions at the EPW Processing Area (continued)**

Station	Purpose	Responsible Individuals*	Actions
6	Photography and fingerprinting	MP	<p>Fingerprint EPWs. Identify and record the information on fingerprint cards.</p> <p>Take two photographs (with instant film or digital technology). Have EPWs look straight ahead, and fill the frame with their face.</p> <p>Use photograph name boards (black background with white characters). List ISNs and names (translated into English) at the bottom center.</p> <p>Attach one photograph to the EPW's personnel record.</p> <p>Give a completed, laminated ID card (which contains the second photograph) to the EPW.</p> <p>Supervise the movement of EPWs to the next station.</p>
7	Personal property	MP	<p>Inventory and record property (in the presence of EPWs) brought from temporary property storage areas.</p> <p>Make separate lists for returned, stored, impounded, and confiscated property. List property to be returned to EPWs or stored during internment on a separate list.</p> <p>Provide receipts for property placed in temporary storage.</p> <p>Provide receipts for money placed in EPW accounts (AR 190-8 and DFAS-IN 37-1).</p> <p>Return retained property that was taken from the EPW at Station 1.</p> <p>Supervise the movement of EPWs to the next station.</p>
8	Records review	MP	<p>Review processed records for completeness and accuracy.</p> <p>Escort EPWs back to processing stations to correct errors if necessary.</p> <p>Let EPWs prepare notification-of-capture cards. If being interned at the same place as processing, let EPWs prepare notification-of-address cards. If EPWs are unable to write their own cards, have someone authorized by the commander to do it for them.</p> <p>Prepare and maintain an accountability roster of all EPWs.</p>
9	Accountability transfer	MP	<p>Sign for and take custody of EPWs (can use movement manifest), their records, and their impounded property if moving to another facility.</p> <p>Evacuate or ship impounded property separately according to JTRs.</p>
<p>*The number of people used to perform tasks depends on the number of EPWs and the amount of time available. Other soldiers assigned to the unit may perform non-MP-specific tasks if necessary.</p>			



---

## RECEIVING LINE

4-9. When EPWs arrive at the internment facility, segregate them from those who arrived earlier and those who are partially processed. Count the EPWs and match them against the manifest and the receipts for them and their equipment.

4-10. Field-process each EPW if the capturing unit or the CP did not field-process him (Chapter 3). Ensure that he receives the serial number from his capture tag (DD Form 2745). (The number is used to track him until he receives an internment serial number [ISN]).

4-11. Record his capture tag serial number and last name on an ID band. Use a banding kit to attach the band to his left wrist. Match his capture tag serial number with the number on his personal property, or if necessary, mark his capture tag serial number on his personal property.

4-12. Store personal property in a temporary storage area until EPWs are fully processed, and control access to the storage area. Ensure that EPWs receive food and water and, if necessary, first aid and medical treatment. Take them to the processing area as soon as the receiving process is complete. If they cannot be processed immediately, hold them in the receiving area.

## PROCESSING LINE

4-13. After EPWs have completed the receiving portion of their processing, move them to the processing line, where they are formally processed into the facility. They are entered into the IRIS database, and the IRIC forwards the information to the national IRIC for dissemination to the protecting power. The processing element—

- Keeps segregated EPWs apart as much as possible during processing.
- Conducts administrative processing.
- Expedites the processing of EPWs selected by MI teams for interrogation.
- Assigns each EPW an ISN.
- Replaces the control number on each EPW's wrist with his ISN.

## PERSONNEL FILE

4-14. Ensure that the following forms are included in each EPW's personnel file:

- DA Form 1131-R. Use this voucher to verify the balance of funds.
- DA Form 1132-R. List the EPW's personal property on this form.
- DA Form 2662-R. Issue this card if the EPW does not hold one from his country.
- DA Form 2663-R. Prepare this card for each EPW upon processing into the facility.
- DA Form 2664-R. Initiate this form upon inprocessing and update it monthly.
- DA Form 4137. Record confiscated currency on this form.
- DA Form 4237-R. Prepare this form for each EPW processed into the facility.

- DD Form 2708. Use this form to account for evacuated EPWs, regardless of the evacuation channel.
- DD Form 2745. File Part B of this tag in the personnel record.

### **INTERNMENT SERIAL NUMBER**

4-15. The national IRIC forwards blocks of ISNs to designated IRICs in the TO and CONUS as required. The ISNs are used to identify EPWs in US custody. Each ISN is a unique, individual number; no two are alike. An ISN consists of two parts:

- The first part contains the letters "US," a number indicating the TO where the EPW came into US custody, and two letters representing the EPW's country of origin.
- The second part is a series of six numbers that are assigned (in sequential order) to each EPW processed in the command. The numbers are followed by the letters "EPW," "CI," "RP," or "OD" to denote the EPW's category.

For example, the first EPW processed by the US Army in TO 9, whose country designation is AB, is assigned ISN US9AB000001EPW.

4-16. If the situation permits, the IRIC processes EPWs at division CPs and CHAs. Assign ISNs as early as possible. However, if an ISN is not assigned until Station 1 (see Table 4-1, page 4-3), use the capture tag number, the manifest number, or another control number until an ISN is assigned.

**NOTE: See STANAG 2044 and AR 190-8 for additional information on ISNs.**

### **IDENTIFICATION BAND**

4-17. The EPW ID bands are used to—

- Verify EPW rosters against the compound population.
- Identify compound work details.
- Match EPWs with their medical records.
- Check identities of EPWs being transferred or repatriated against transfer rosters.
- Permit rapid, reliable ID of EPWs.
- Enhance facility administration and operation.

4-18. An EPW can remove his ID band, but doing so destroys the band so that someone else cannot use it without being detected. The MP cannot prevent EPWs from destroying bands; however, most EPWs accept the use of the band for ID purposes.

4-19. Record the EPW's ISN and last name on his ID band, and secure it to his left wrist. To enhance facility administration and operation, use various colored bands to further identify EPWs by category. For example, use—

- Blue for officers.
- Red for NCOs.
- Yellow for enlisted soldiers.
- Black for RPs.

- Green for CIs.
- White for ODs.

If EPW ID bands are unavailable, use a medical wristband or something similar.

4-20. When serious deterioration is detected or the ISN and name is obscured, replace the ID band with a new one. Conduct periodic, random checks to detect wear and tear and efforts to destroy the band. In addition, look for efforts to exchange bands between EPWs (removing the ID band results in damage that is easily detected). When firm ID is needed, such as transfer or hospitalization, carefully examine the ID band for evidence of having been removed. Conduct periodic, routine inspections of randomly selected ID bands in dining-facility lines, during compound inspections, and at other opportune times.

## FLOW OF INFORMATION

4-21. Regard the information collected from EPWs as sensitive to protect them and the soldiers who are guarding them. If belligerent nations discover how many EPWs are in a facility or discover the location of a facility, it may be targeted to silence the sources of information. Maintain proper security throughout the information flow, and disseminate information through proper channels. The IRIC acts as a hub for information that CHAs and internment facilities produce. Report personnel records electronically on the IRIS or, if necessary, as a paper file.

4-22. The information flow begins when the EPW is captured and a DD Form 2745 is initiated. The ISN, which is assigned upon arrival at a CHA or an internment facility, is the key to tracking EPWs throughout the I/R system.

4-23. Information collected during processing (initial and full) and entered into the IRIS (CHA or internment facility) is sent to the IRIC. The IRIC collects the entire personnel file; it is normally electronic with a hard-copy backup. The internment facility reports the information to the IRIC, who disseminates it as appropriate. The strength report (DA Form 2674-R) is the only information passed up the internment facility's chain of command. Questions regarding the information or EPW flow in the TO are directed to the IRIC.

**NOTE: Hasty processing can be initiated if normal processing cannot be done in a reasonable amount of time (normal processing is completed later).**

## Initial Processing

4-24. During initial processing (at the point of capture), gather critical information from EPWs and assign ISNs. The minimum information needed during initial processing is the—

- Complete name (first, middle, and last).
- Service number.
- Rank.
- Capturing unit.

- Date of capture.
- Place of capture (grid coordinates).
- Circumstances of capture.

4-25. The above information (along with the capturing country, the TO, the power served, the sequence number, and the EPW category) is enough to move the EPW into an internment facility where additional information is gathered. Much of the information is gleaned from the capture tag. The IRIC provides block ISNs, and other information is theater- and situation-driven. The initial processing is quick and effective.

### **Intermediate Processing**

4-26. Per AR 190-8, the national IRIC is responsible for collecting the following items to complete the intermediate processing:

- The date of birth.
- The city of birth.
- The country of birth.
- The name and address of next of kin (NOK) (father/mother).
- The location of confiscated property.
- The nationality.
- A general statement of health.
- The nation in whose armed services the individual is serving.
- The name and address of a person to be notified of the individual's capture.
- The address to which correspondence may be sent.
- Certificates of death or authenticated lists of the dead.
- The location of war graves (grid coordinates) and particulars of the dead.
- The notification of capture (including the date sent).
- The list of personal articles of value not restored upon repatriation.

### **Full Processing**

4-27. Remember, an EPW is only required to give his name, rank, and service number. However, collect additional information if possible. An EPW is considered fully processed when the personnel file is complete. This includes the fields completed during initial and intermediate processing and those listed below:

- Education.
- Religion.
- Marital status.
- Internment facility unit identification code (UIC).
- Sex.
- Languages spoken.
- Internment facility location.
- Enemy unit.
- Arm of service.

- 
- Military occupational specialty (MOS).
  - Civilian occupational specialty (COS).
  - Corps area of capture.
  - Mother's maiden name.
  - Permanent home address.
  - Other particulars from the ID card.
  - Distinguishing marks.
  - Impounded personal property and money.
  - Photograph.
  - Prepared by, date prepared, place prepared, and signature.
  - Immunizations.
  - Internment employment compensation.
  - Serious offenses, punishments, and escapes (including dates).
  - Transfers.
  - Financial status at the time of first and second international transfers.
  - Repatriation.
  - Financial status at the time of repatriation.
  - Remarks.

## **ASSIGNMENT TO INTERNMENT FACILITIES**

4-28. Selectively assign EPWs to internment facilities that best meet their needs and the needs of the detaining power. To prevent problems, isolate EPWs from the general population if they hold violent, opposing ideologies. After EPWs are assigned to a facility, they may be further segregated due to nationality, language, and so forth. Normally, EPWs are segregated into the following categories:

- Officer.
- NCO.
- Enlisted.
- CI.
- RP.
- Male.
- Female.

4-29. The EPWs may be further assigned to separate compounds. Always intern females in compounds that are separate from males. Further separation of EPWs may be necessary depending on security issues. (See Chapter 6 for further information on I/R facilities.)

## **CLASSIFICATION AND REASSIGNMENT**

4-30. The initial classification of an EPW is based on unsupported statements or documentation provided by them. Assignment to a specific compound within the internment facility is based on the assumption that the identity provided by the EPW is correct.

4-31. After an EPW is assigned to a facility, expect a continuing need for further reclassification and reassignment. Because the identity of the EPW was based on unsupported statements or documentation supplied by him, it may be necessary to reclassify him a second time as his identity becomes apparent. Agitators, enemy plants, or EPW leaders are eventually uncovered by their activities. They may be reclassified according to their new identity or ideology and reassigned to a more appropriate facility.

4-32. Anticipate the reclassification and reassignment of EPWs within the facility or to other facilities. The initial classification may be challenged by the EPW or MP assets. An individual may provide statements or documents that indicate he should be reclassified, or observations made by MP or MI may determine that an individual was incorrectly classified.

## **TRIBUNAL**

4-33. A tribunal is held according to Article 5, GPW. It determines the status of an individual who does not appear to be entitled to EPW status but—

- Commits a belligerent act to aid enemy armed forces.
- Engages in a hostile activity to aid enemy armed forces.
- Asserts that he or she is entitled to treatment as an EPW.

## **TRANSFER BETWEEN FACILITIES**

4-34. A transfer may be a result of reclassification or another situation requiring the movement of an EPW. Transfer an EPW from one facility to another under conditions that are comparable to those for a member of the US armed forces when possible. Security measures are determined by MP and are influenced by the type of EPW being transferred, the mode of transportation used, and other pertinent conditions.

4-35. The facility commander—

- Publishes a transfer order and informs EPWs of their new postal addresses in time for them to notify their NOK and the IRIC.
- Verifies the accuracy and completeness of EPW personnel records and provides records (in a sealed envelope) to MP accompanying the movement.
- Verifies that EPWs possess their authorized clothing and equipment.
- Prepares impounded personal property for shipment with escorting MP or separate shipment as appropriate.
- Briefs escort MP on their duties and responsibilities, including procedures to be followed in case of an escape, a death, or another emergency.
- Provides or arranges for rations, transportation, and notifications according to prescribed procedures.
- Ensures that EPWs are manifested by name, rank/status, ISN, power served, nationality, and physical condition. Attach the manifest to the original receipt and forward it to the IRIC.
- Prepares paperwork in English and other languages (if required) before transferring EPWs.

4-36. Each EPW can transfer personal property not exceeding 55 pounds. Chaplains and EPWs who have been serving as clergymen are permitted to transfer an additional 110 pounds to cover communion sets, theological books, and other religious material. If an EPW's personal property exceeds 55 pounds, he selects the items he is going to transfer and disposes of the rest according to established policies.

#### **TRANSFER TO HOST NATION OR ALLIED FACILITIES AND INTERSERVICE**

4-37. The permanent transfer of an EPW from the custody of US forces to the HN or other allied forces requires the approval of the Secretary of Defense (SECDEF). The permanent transfer of an EPW to FN control is governed by bilateral national agreements. An EPW can only be transferred from US custody to a power that is a party to the Geneva Conventions. A US representative visits the power's internment facilities and ensures that the power is willing and able to comply with the Geneva Conventions.

4-38. The temporary transfer of EPWs is authorized to accommodate surges in EPW population beyond US capacity. The TO commander develops measures to ensure accountability and humane treatment of EPWs who are temporarily transferred.

4-39. An EPW who is captured or detained by the US Marine Corps, Navy, Air Force, or Coast Guard is turned over to the US Army at receiving points designated by the TO commander. Interservice transfers are effected as soon as possible following initial classification and administrative processing.

#### **REPATRIATION**

4-40. Repatriation is the process of returning an EPW to his country of birth or citizenship. An EPW who is not sick or wounded is repatriated or released at the end of hostilities as directed by the Office of the Secretary of Defense (OSD). The keys to a successful repatriation process are control and accountability. Table 4-2, page 4-12, outlines repatriation procedures.

4-41. To complete the transfer, the escort guard company forwards the official receipt of transfer to the IRIC. Upon notification from the IRIC that the transfer is complete, the losing internment facility forwards official records and unreleased confiscated property to the IRIC for final disposition. The IRIC—

- Notifies the national IRIC of the final status of released and repatriated EPWs.
- Forwards EPW records and reports according to AR 25-400-2.
- Disposes of confiscated property according to the national IRIC and applicable regulations.

4-42. The eligibility for repatriation or accommodation of sick and wounded EPWs is determined in a neutral country by a mixed medical commission. The commission is established by Headquarters, Department of the Army (HQDA) according to AR 190-8 and the GPW. Sick and wounded EPWs are not repatriated against their will during hostilities.

**Table 4-2. Repatriation Procedures**

Step	Actions
Control and accountability	Maintain control and accountability until EPWs are received by the serving power or the designated protecting power.  Maintain a manifest that contains the— <ul style="list-style-type: none"> <li>• Name.</li> <li>• Rank/status.</li> <li>• ISN.</li> <li>• Power served/nationality.</li> <li>• Physical condition.</li> </ul> <p><b>NOTE: A manifest is used as an official receipt of transfer and becomes a permanent record to ensure accountability of each EPW until his final release.</b></p>
Records	Ensure that copies of appropriate personnel, finance, and medical records accompany released and repatriated EPWs. Transfer the records to the designated official receiving EPWs.
Personal property	Ensure that confiscated personal property (that can be released) accompanies released and repatriated EPWs.  Conduct an inventory and identify discrepancies.  Ensure that EPWs sign property receipts.

## CONTROL AND DISCIPLINE

4-43. Treat EPWs fairly and firmly. Ensure that orders are decisive, clear, concise, reasonable, capable of being obeyed, and given in an understood language. Promptly report refusals and failures to obey orders, and take appropriate disciplinary action.

### CONTROL

4-44. Maintain humane, firm control of EPWs. To control EPWs—

- Observe rigorous self-discipline.
- Maintain a professional, impersonal attitude.
- Cope with hostile or unruly behavior and incidents calmly.
- Take judicious, immediate, and decisive action.

4-45. The MP establish daily and periodic routines and responses that are conducive to good EPW discipline and control. They—

- Require compliance with policies and procedures.
- Use techniques that provide firm control of EPWs.
- Give reasonable, decisive orders in a language that EPWs understand.
- Post copies of the Geneva Conventions in the compound where EPWs can read them in their own language.
- Post rules, regulations, instructions, notices, orders, and other announcements that EPWs are expected to obey. Ensure that posted information is printed in a language that EPWs understand. Provide copies to EPWs who do not have access to posted copies.
- Ensure that EPWs obey rules, orders, and directives.



- Report refusals and failures to obey orders and regulations.

## **Treatment**

4-46. Equitable treatment enhances the control of EPWs. According to the Geneva Conventions, all EPWs are treated humanely and are protected against violence, intimidation, insults, and public curiosity. Treat all EPWs alike, regardless of rank, sex, and privileged treatment (which may be accorded due to their health, age, or professional qualifications).

4-47. An EPW officer is afforded the following privileges and considerations:

- Quarters and facilities that are commensurate with his grade.
- The privilege of not being compelled to work.
- Enlisted orderlies. They are assigned at a ratio of 1 for each general officer (GO) and 1 for every 12 officers of a lower grade.

4-48. An RP is extended additional privileges and considerations due to his profession and special skills:

- Correspondence privileges for chaplains and senior medical officers that are over and above those afforded EPW officers.
- Facilities necessary to provide EPWs with medical care, spiritual assistance, and welfare service.
- Authority and transportation for periodic visits to hospitals and other internment facilities.
- Work assignments that are restricted to medical or religious duties he is qualified to perform.
- Quarters that are separate from those of other EPWs when practical.

## **Representation**

4-49. A limited system of representation improves communication between US forces and EPWs, thus improving control. According to AR 190-8 and the Geneva Conventions, the senior EPW officer assigned to each facility is recognized as the senior EPW representative, unless he is declared incompetent or incapacitated by US authorities. Enlisted EPWs may elect an enlisted representative if there is no officer representation at the facility. In officer facilities, EPWs choose one or more advisors to assist the senior representative. In officer/enlisted facilities, EPWs elect one or more enlisted advisors to assist the officer representative.

4-50. Elected and appointed representatives have the same nationality, customs, and language as those they represent. Each group of EPWs interned in separate facilities due to language, customs, or ideology is permitted to have an elected representative.

4-51. The primary duties of elected representatives are to promote spiritual, physical, and intellectual well-being of EPWs. Representatives are given freedom of movement within security requirements. They do not have the authority to discipline EPWs, but they are allowed to—

- Inspect labor detachments.
- Receive supplies.
- Communicate with—

- US military authorities.
- Protecting powers. (Protecting powers periodically inspect the internment facility and interview EPWs regarding the conditions of their internment, their welfare, and their rights under international law.)
- The ICRC and its delegates.
- Medical commissions.
- Other organizations authorized to assist EPWs.
- Use postal and other appropriate facilities.

4-52. Representatives do not perform any other work if it interferes with their representative duties. Each representative is elected by secret ballot and serves a 6-month term. The EPWs are permitted to consult freely with their representatives, and representatives are allowed to represent EPWs before—

- The ICRC.
- Protecting powers.
- US military authorities.
- Other relief or aid organizations (NGOs and IOs).

4-53. The facility commander is the final approving authority for each elected EPW representative. After the approval process is complete, a representative assumes his duties. When the commander denies, approves, or dismisses an elected representative, he sends a notice through channels to HQDA, the national IRIC (forwarded to the IRIC), or the protecting power. The notice includes the reason(s) for refusal if applicable. The EPWs are then permitted to elect another representative. Each elected representative can appoint assistants, as approved by the facility commander.

4-54. Medical and chaplain personnel are classified as RPs and are not considered EPWs. They receive, at a minimum, the benefits and protection afforded EPWs by the Geneva Conventions. However, EPW representatives do not represent them. The senior US or FN medical officer at each internment facility is responsible for the activities of retained medical personnel. The senior retained medical officer and the chaplain have the right to correspond and consult with the facility commander on all questions concerning their duties.

## **RULES OF INTERACTION AND ENGAGEMENT**

4-55. The ROI provide soldiers with a guide for interacting with the EPW population. The following directives may be included in the ROI:

- Speak to EPWs only when giving orders.
- Treat all EPWs equally and with respect.
- Respect religious articles and materials.
- Treat all medical problems seriously.
- Do not discuss politics or the conflict with EPWs.
- Do not make promises.
- Do not make obscene gestures.
- Do not make derogatory remarks or political comments about EPWs and their cause.

- Do not engage in commerce with EPWs.

4-56. Commanders balance the physical security of forces with mission accomplishment and the ROE. The basic guidelines on ROE (Chapter 2) apply to EPWs. The employment of nonlethal weapons (NLWs) is clearly stated in the ROE (see Appendix B and FM 90-40).

4-57. The ROE vary from operation to operation. The commander in chief (CINC) establishes ROE in coordination with the SJA and the joint staff. Special ROE can be developed for use in internment facilities, but they must have CINC approval. Specific ROE may evolve to fit the changing environment and to ensure continued protection and safety for US personnel and EPWs. As a general principle, the ROE should remain simple and understandable.

## **DISCIPLINE**

4-58. The facility commander establishes and enforces the rules needed to maintain discipline and security. The EPWs may not establish their own court system. The following actions are not permitted between EPWs and US military or civilian personnel:

- Fraternization.
- Favoritism.
- Donation or receipt of gifts.
- Engagement in commerce.

4-59. If necessary, the MP commander or his appointed officer initiates general court-martial proceedings against EPWs using Miscellaneous Publication (Misc Pub) 27-7; the UCMJ; and US laws, regulations, and orders. Do not deliver an EPW to civil authorities for an offense unless a member of the US armed forces would be delivered for committing a similar offense.

4-60. Do not discipline an EPW until he is given precise information regarding the offense(s). Allow the accused to explain his conduct and defend himself. Permit him to call witnesses, and use an interpreter if necessary. Maintain a record (on a locally produced form if available) of disciplinary punishment administered to EPWs. Disciplinary measures include—

- Discontinuance of privileges that are granted over and above those allowed by the Geneva Conventions (not to exceed 30 days).
- Confinement (not to exceed 30 days).
- A fine (not to exceed one-half of the advance and working pay that an EPW receives during a 30-day period).
- Fatigue duty (extra duty) (not to exceed 2 hours per day for 30 days). Fatigue duty does not apply to officers, and NCOs are only required to supervise.

## **CLOTHING**

4-61. Supply EPWs with sufficient clothing, underwear, and footwear; and allow for the climate where EPWs are housed. Use captured uniforms of enemy armed forces if they are suitable for the climate. Ensure that clothing is replaced and repaired as necessary. Working EPWs receive clothing that is

appropriate to the nature and location of the work. Clothing worn by EPWs at the time of capture is worn until it is no longer serviceable, and then it is exchanged. (Appendix C provides a synopsis of clothing and equipment that can be issued to EPWs.)

4-62. Mark outer garments with the letters "PW." Use black letters, about 4 inches high; if the clothing is a dark color, use white letters. Mark shirts, coats, and similar items across the back and on the front of each sleeve (between the elbow and the shoulder). Mark trousers, walking shorts, and similar items across the back (slightly below the belt) and on the front of each leg (slightly above the knee). Do not mark hats and other accessories. Sample EPW clothing markings are shown in Figure 4-1.

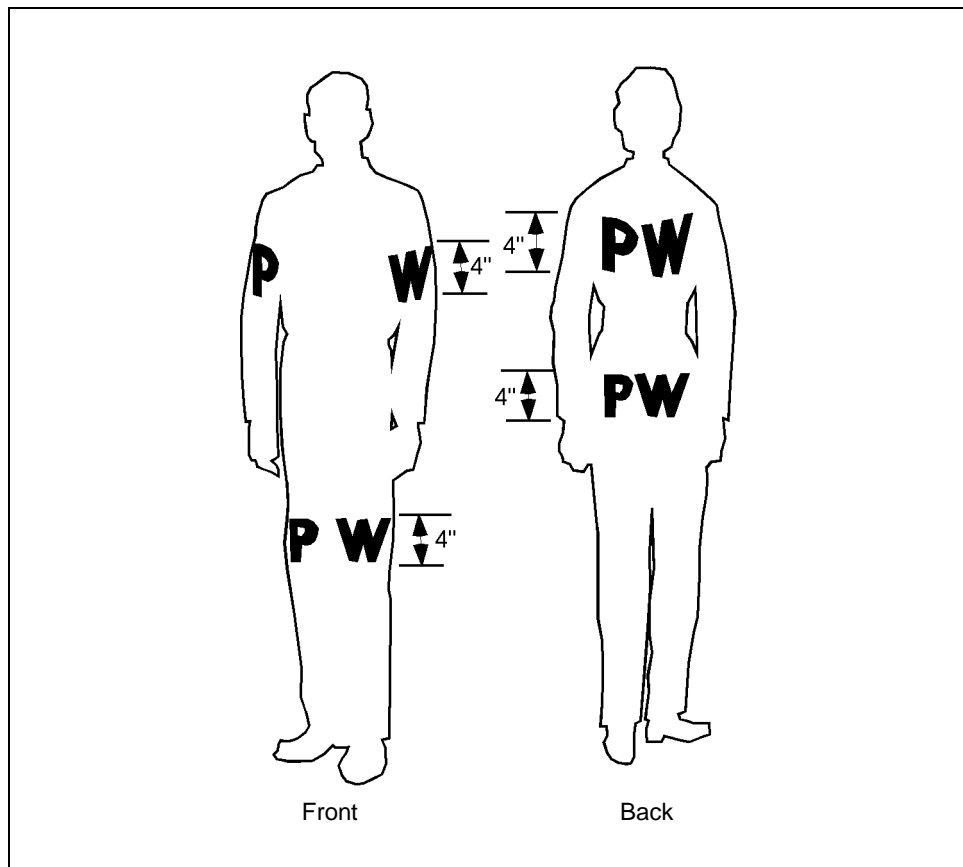


Figure 4-1. EPW Clothing Markings

4-63. An RP wears a water-resistant armband on his left sleeve bearing a distinctive emblem (such as Red Cross or Red Crescent). It is issued and stamped by the military authority of the power with which he has served. An authorized person who does not have an armband in his possession is provided a Geneva Convention brassard (see AR 670-1).

---

## **SUBSISTENCE**

4-64. The detaining power feeds EPWs a basic, daily food ration that is sufficient in quantity, quality, and variety to keep them in good health and to prevent weight loss and nutritional deficiencies. A medical officer, a PA, or a nurse practitioner keeps the commander apprised of situational needs and the nutritional health of EPWs. Supply working EPWs with extra rations to compensate for their labor. Sustain the health of EPWs at a level that is equal to that of the US forces guarding them.

4-65. If dining facilities are unavailable, feed EPWs meals, ready-to-eat (MREs). These rations are easily stored and require no additional dietary supplements. However, when perishable food supplies (fresh vegetables, fruit, and meat) are available, substitute them for nonperishable items. Always provide sufficient drinking water. Do not issue extra rations because EPWs can stockpile food and use it for escapes. The commander may authorize EPWs to prepare their own meals under the supervision of US personnel.

4-66. During the early stages of captivity (in brigade and division areas), allow EPWs to retain their own rations. However, arrange for collective feeding of EPWs according to the terms of the Geneva Conventions at the earliest opportunity.

## **MEDICAL AND SANITATION CONSIDERATIONS**

4-67. Ensure that adequate medical and sanitation standards are met. Chapters 2 and 6 contain additional information on these responsibilities.

## **CORRESPONDENCE**

4-68. Within one week of arrival at the internment facility, an EPW completes a DA Form 2665-R. When an EPW is transferred from one internment facility to another, he completes a DA Form 2666-R.

## **OUTGOING CORRESPONDENCE**

4-69. Outgoing correspondence is allowed as follows:

- May mail two letters (DA Form 2667-R) and four postcards (DA Form 2668-R) free of charge as prescribed in AR 190-8.
- May address complaints in writing to US military authorities and the protecting power. Complaints are not limited in length or in number, and they are not charged against an EPW's correspondence allotment. All complaints are transmitted immediately.
- Cannot write letters for other EPWs. If an EPW is unable to write, the facility commander appoints someone to write and countersign the letter.
- Cannot send parcels.

4-70. The facility commander or his designated representative examines and reads letters and postcards. The facility commander requisitions, reproduces, and supplies correspondence forms. If EPWs are prevented from writing

monthly letters due to the lack of forms, allow them to make up their allotment when forms become available.

### **INCOMING CORRESPONDENCE**

4-71. An EPW can receive unlimited letters, cards, and parcels. Censors thoroughly inspect all parcels for unauthorized items and concealed or coded messages. If deemed necessary, the facility commander can request that censors also examine incoming correspondence. Parcels are forwarded to EPWs who have been transferred.

### **TELEGRAMS AND TELEPHONE CALLS**

4-72. The EPWs may send and receive telegrams as determined by the facility commander, and the cost of sending telegrams is deducted from the EPW's account. The EPWs cannot make telephone calls.

### **CANTEENS**

4-73. Provide EPWs with sundry, health, and comfort packs. The packs can be supplemented with items tailored to EPWs' cultural needs as a temporary substitute for establishing canteen operations.

4-74. Canteens are operated according to the GPW and are installed as directed by the TO PM or senior MP officer. The EPWs can procure foodstuffs, soap, tobacco, and other items in canteens. The tariff for items available for EPWs never exceeds local market price, and payment procedures are outlined in DFAS-IN 37-1.

4-75. Profits made by the facility canteen are used to benefit the EPWs, and a special fund is created for this purpose. When an internment facility closes, transfer the credit balance of the special fund to another US internment facility in the TO. When all facilities are closed, transfer funds to an international welfare organization. The special fund is employed for the benefit of EPWs of the same nationality as those who have contributed to the fund. In case of a general repatriation, profits are kept by the US.

**NOTE: The EPW representatives can make suggestions regarding the management of canteens and special funds.**

### **SOCIAL PROGRAMS**

4-76. Encourage and support active education, employment, and agriculture programs for EPWs. Like other internees, EPWs have active programs for religious worship, recreation, protecting-power visits, and safety. These programs are discussed in Chapter 2. Provide adequate facilities, instruction materials, and agriculture equipment for these activities.

### **EDUCATION**

4-77. Develop education programs according to DA policy. Within the framework of DA guidance and directives issued by other headquarters, develop a separate education program for each EPW facility. Each program reflects the individual attitudes and political orientations of those interned in

the facility. The following factors and considerations may influence an education program:

- Levels of education throughout the EPW population.
- Attitudes toward education and the education program.
- Requirements for essential and necessary EPW work details.
- The availability of qualified instructors (may include EPWs, indigenous personnel, and US Army military and civilian personnel).
- Security considerations that may restrict or prohibit the use of EPWs or indigenous personnel.

4-78. In addition to an academic program, ensure that vocational training is an integral part of the education program. The immediate objective of vocational training is to develop skills that are useful during internment. The long-range goal is for EPWs to learn trades that are useful in civilian life.

## **EMPLOYMENT**

4-79. The EPW population constitutes a significant labor force of skilled and unskilled workers. Employ EPWs to construct, administer, manage, and maintain the facility. The EPWs will be employed in other essential work permitted by AR 190-8 only when qualified civilian labor is unavailable.

4-80. The commander organizes and manages the EPW population in a manner that permits proper, ready employment of each EPW. He—

- Establishes and maintains a current occupational-skill record for each EPW and includes new skills as they are acquired.
- Assigns individual EPWs to a work detail or a job on a regular or permanent basis.
- Establishes vocational-training projects.
- Encourages EPWs to study and develop skills.

4-81. The EPW labor that is external to DOD is regulated through contract. (See AR 190-8 for more information on the employment of and compensation for EPWs.)

## **Labor Considerations**

4-82. The following restrictions apply when employing EPWs:

- An officer cannot be compelled to work.
- An NCO can only be required to supervise the work of enlisted personnel.
- An EPW cannot be compelled to engage in work that is purely military in nature and purpose.
- An EPW cannot be employed on a work detail that is unhealthy or dangerous because of the work's nature or the individual's lack of physical fitness or technical skill. (See the GPW and AR 190-8 for guidance on this type of employment.)
- An EPW/RP cannot be assigned to labor that is considered humiliating or degrading for members of the US armed forces. This prohibition does not include unpleasant, necessary tasks that are connected to administering and maintaining the facility.

- An EPW cannot be employed or retained in an area where he may be exposed to direct or indirect fire.

4-83. If in doubt as to whether work is authorized, request that the SJA review the proposed tasks. This review assures compliance with AR 190-8 and the law of land warfare.

### **Paid Work**

4-84. The EPWs are compensated when they perform work for which pay is authorized. The rate of pay is not less than that prescribed in the GPW. Compensation for work is authorized from US Army appropriated funds, canteen funds, or EPW funds. The EPWs are paid for various types of authorized work, such as—

- Labor performed for a contract employer or a federal agency.
- Services as orderlies and cooks for officer EPWs.
- Services to construct, administer, manage, and maintain EPW facilities, branch facilities, and hospitals when such services are performed by EPWs permanently assigned to certain duties or occupations.
- Labor performed by RPs.
- Spiritual or medical duties.
- Services as EPW representatives or assistants. These individuals are paid from the EPW fund. If an EPW fund does not exist, they are paid from US Army appropriated funds.
- Services as detail leaders or interpreters.

### **Advance Pay**

4-85. The Geneva Conventions state that the detaining power shall grant EPWs a monthly advance of pay, the amount of which shall be fixed by conversion into the currency of the said power, of the following amounts:

- Category I (EPWs below the rank of sergeant [SGT]): 8 Swiss francs.
- Category II (SGTs, other NCOs, and EPWs of equivalent rank): 12 Swiss francs.
- Category III (warrant officers [WOs], commissioned officers below the rank of major [MAJ], and EPWs of equivalent rank): 50 Swiss francs.
- Category IV: (MAJs, lieutenant colonels [LTCs], colonels [COLs], and EPWs of equivalent rank): 60 Swiss francs.
- Category V (GOs and EPWs of equivalent rank): 75 Swiss francs.

**NOTE: The facility commander consults with the SJA and the finance office when setting up EPW advance-pay accounts.**

### **AGRICULTURE**

4-86. When practical, EPWs should raise vegetables for their use; the labor is classified as paid work. Do not overlook the importance of developing an agriculture program. Agriculture and gardening projects are particularly desirable because they provide gainful employment for several individuals. The food produced by gardening projects provides a valuable supplement to



diets at minimal expense. The produce from gardens operated with EPW labor is US property. It is used for the benefit of EPWs and US armed forces personnel, and it is not sold or traded in civilian markets.

4-87. The types and quantities of agriculture supplies required (seeds, fertilizers, and implements) are procured through local purchase or Army supply channels. Ensure that necessary supplies are ordered in a timely manner.

## **SECURITY**

4-88. The commander is responsible for security measures that effectively control EPWs with minimal use of force. A general discussion of the commander's security responsibilities is found in Chapter 2. The information contained in this chapter applies specifically to EPW security.

## **ADVERSE ACTIONS**

4-89. Dissident actions by EPWs vary from acts of harassment to acts of violence. Enemy forces may support resistance activities, such as EPWs—

- Refusing to eat, work, or attend formations.
- Working in an unsatisfactory manner.
- Malingering.
- Sabotaging equipment or facilities.
- Assaulting other EPWs or guard personnel.
- Taking hostages to secure concessions.
- Escaping or participating in mass breakouts.
- Intimidating other EPWs.
- Fabricating weapons or other illegal items.
- Printing or circulating propaganda material.
- Creating embarrassing situations or making false accusations to influence international inspection teams or members of the protecting power or the ICRC.
- Instigating disturbances and riots to place the facility staff in unfavorable positions (this allows EPWs to gain concessions and influence custodial policies).

4-90. Enemy forces may—

- Establish communications with EPWs by using agents, smuggled radios, and foreign-language newspapers.
- Order members to submit to capture so that they can become agitators in the internment facility.
- Liberate EPWs through direct military action by regular or irregular forces.

## **PLANNING**

4-91. Ensure that security planning is continuous and complete and that it reflects current intelligence information on uprisings, outbreaks, and escapes.

Provide an immediate-response plan that is capable of meeting all internal and external threats to security.

4-92. The EPWs may try to communicate with EPWs from other compounds and facilities. The most common places for communication are—

- **Dispensary and food distribution points.** Messages can be hidden where EPWs from neighboring compounds can find them. Alert observations and periodic searches minimize the possibility of communication in these areas.
- **Hospitals.** If an EPW is sick or injured, examine him carefully to ensure that hospitalization is required. Do not inform the EPW patient of his discharge until the last possible moment. Conduct a complete search of each EPW and his personal effects upon admission and discharge from a hospital.
- **Work details.** Maintain an adequate distance between work details to prevent EPWs from exchanging information.

## INTELLIGENCE INFORMATION

4-93. The first objective of MI is observing activities to accurately classify EPWs as cooperative or uncooperative. This minimizes security and control problems by allowing early segregation of hard-core, uncooperative EPWs to maximum-security internment facilities.

4-94. Timely information relative to attitudes and activities enables the facility commander to forecast disturbances and other clandestine activities. This information is an important means of countering resistance movements, minimizing the use of force, and maintaining control. An effective information-gathering system identifies dissident elements, including leaders, plans, and methods.

4-95. All facility personnel must detect and report significant information. They can acquire important information through observation and insight, even though they are not trained intelligence specialists.

4-96. In compounds that house cooperative EPWs, a special intelligence organization is not needed. Tap ordinary sources of information continually and assess them sensitively. These sources include communications, observations, and reports of military, administrative, and security personnel; criminal investigation data; disciplinary reports; and grievance statements.

4-97. Intelligence requirements incorporate information required by the commander to ensure the continued control of EPWs and information requested by higher headquarters and other agencies. The S2 prepares PIR and coordinates intelligence requirements to maintain a constant flow of intelligence to the commander.

4-98. Identify the following essential elements of information (EEI):

- EPW agitators and leaders and their followers.
- Clandestine EPW organizations, including their strength, objectives, and members.
- Underground communications systems and overt attempts to communicate—

- Between EPW compounds and internment facilities.
- With indigenous civilian personnel.
- Suspicious activities by local people near the internment facility (photographing or sketching the facility).
- Fabricated weapons, stores of food, and clothing supplies in the compound.
- Plans to conduct demonstrations, including—
  - The date and time.
  - The number of EPWs involved (by compound).
  - The nature of the demonstration (passive, harassing, or violent act).
  - Objectives (distributing propaganda, weakening or testing authority and security, establishing control, or planning mass escapes or outbreaks).

4-99. Use the following methods to obtain information on clandestine EPW activities:

- Provide opportunities for EPWs to volunteer information of intelligence value and offer protection from reprisal by removal or transfer to safe facilities.
- Conduct periodic, unannounced searches and patrols.
- Search EPWs on departure from and return to the facility.
- Train personnel on the techniques and importance of observing, recognizing, and reporting information that may have intelligence value, such as—
  - Unusual activities, especially before holidays or celebrations.
  - Messages being passed between groups of EPWs on work details.
  - Messages being passed to or from local civilians while EPWs are on work details.
  - Messages being signaled from one compound to another.

4-100. Developing an EPW intelligence network that extends to each compound is invaluable. The reliability of the network depends on the information provided and the verification of that information. Establishing an informant system is subject to local consideration of special hazards that may be involved. Take every precaution to provide safety for EPW informants.

### **WORK DETAIL GUARDS**

4-101. Keep work detail guards to the minimum number necessary to assure reasonable security and prevent EPW escape. Guards maintain a reasonable distance from work details and properly position themselves to provide the best observation of the area. Rest breaks for guards are taken separately while EPWs are working.

### **MILITARY WORKING DOGS**

4-102. The MWDs offer a viable deterrent against EPW escapes, because their tracking capabilities can be used to recapture escapees. Chapter 2 provides more information on MWDs and their use in internment facilities.

## ESCAPE PREVENTION

4-103. Minimize escapes by—

- Conducting periodic, unannounced, and systematic searches to detect tunneling, caches of food or clothing, weapons, maps, and money or other valuables.
- Maintaining strict accountability for tools and equipment that EPWs can access or use.
- Examining perimeter fencing daily to detect cuts or other weaknesses.
- Examining the lighting system during darkness to detect poorly lighted areas along the perimeter. (Replace burned out or broken light bulbs immediately.)
- Conducting training and refresher training to ensure that all security and guard personnel are familiar with security precautions, techniques, and procedures.
- Searching vehicles and containers taken into or out of the internment facility.
- Supervising the disposition of unconsumed rations (in the internment facility and on work details) to prevent caching of food.

### Early Detection of Escape Attempts

4-104. To detect escape attempts, conduct—

- Roll calls and head counts on regular and unannounced bases.
- Roll calls twice daily, preferably early morning and late evening.
- Head counts immediately after witnessing a mass disturbance, discovering an open tunnel, or detecting a hole or break in a fence.
- Head counts frequently while on work details and when en route to another facility.

### Escape Prevention and the Use of Force

4-105. The facility commander ensures that US soldiers understand the ROE, including the use of the term *halt*, the use of deadly force, and the ban on physical or imaginary deadlines. Per AR 190-8, he also ensures that EPWs understand the use of the English word *halt* and its implications.

4-106. When an EPW tries to escape, a guard shouts *HALT* three times; thereafter, the guard uses the least amount of force necessary to halt the EPW. If there is no other effective means of preventing escape, deadly force can be used. If an EPW tries to escape from a fenced enclosure, do not fire unless he clears the outside fence (barrier, concertina wire, or razor tape) and makes further effort to escape. If an EPW tries to escape outside a fenced enclosure, fire if he does not halt after the third command.

4-107. An escape is successful if an EPW—

- Reaches the lines of his forces or the allies of that power.
- Leaves the territory that the US or its allied powers control.

Per the unit SOP, notify commands and interested agencies of escapes and recaptures.

## Chapter 5

# Civilian Internees

A civilian whose status cannot be determined is treated as an OD. All rules, regulations, and privileges applicable to an EPW apply to an OD. When an OD is adjudicated by a military tribunal and determined to be a CI, he is removed from the EPW facility and treated as a CI. This chapter discusses the internment process after a military tribunal adjudicates a civilian and determines that he should be interned. A CI internment facility runs parallel to an EPW internment facility, with some differences. A CI—

- Is protected under the provisions of the GC.
- Does not meet the criteria for classification as an EPW or an RP.
- Is considered a security risk.
- Needs protection because he committed an offense against the detaining power (insurgents, criminals, or other persons).

**NOTE: AR 190-8 provides detailed information on the administration of a CI internment facility and the treatment of CIs.**

### GENERAL PROTECTION

5-1. Do not physically torture or use moral coercion against CIs. This does not prevent the use of minimum force necessary to enforce measures authorized or directed by AR 190-8. Ensure that CIs are treated with respect and protected against—

- Violence.
- Insult.
- Public curiosity.
- Bodily injury.
- Reprisal.
- Sexual attack (molestation, prostitution, or any form of indecent assault).

5-2. Treat CIs considerately, without adverse distinction based on race, religion, political opinion, sex, or age. The following are prohibited:

- Measures that may cause physical suffering or death.
- Intimidation.
- Terrorism.
- Reprisal.
- Hostage acts.

- Deportation from the occupied territory to the territory of the occupying power or any other country (occupied or not).

5-3. The CIs can apply for assistance from protecting powers, the ICRC, approved religious organizations, relief societies, and others. Within the limits of military and security considerations, these organizations are allowed access and facilities to assist CIs.

### **AUTHORIZATION TO INTERN**

5-4. The internment of protected civilians is authorized and directed if the following requirements are met:

- Internment is necessary (as determined by competent US military authority) for the security of US armed forces in the occupied territory.
- Internment is directed (by a properly constituted US military court in the occupied territory) as the sentence for an offense that violates penal provisions issued by the occupying US armed forces.

5-5. A protected civilian in the occupied territory is accepted for internment upon receipt of one of the following:

- An internment order for imperative security reasons authenticated by a commissioned officer who is delegated authority by the TO commander.
- An order of an authorized commander, approving and ordering into execution, a sentence to internment pronounced by a properly constituted US military court in the occupied territory.

5-6. A CI can request compassionate internment of his dependent children who are without parental care in the occupied territory. This is normally granted after coordination with SJA when both parents or the only surviving parent is interned.

### **SAFETY**

5-7. Establish and administer a safety program for CIs according to pertinent safety directives. (See AR 385-10 for more information.)

### **ADMINISTRATIVE RESPONSIBILITIES**

5-8. An I/R facility housing CIs is commanded by a commissioned officer of the US armed forces, and he is responsible for the safety and well-being of all housed personnel. He ensures that copies of the Geneva Conventions and facility regulations, orders, and notices relating to the conduct and activities of internees are posted in each facility, in the language of internees housed there. He provides copies to internees who do not have access to posted copies.

5-9. Regulations and other guidance relative to the administration, employment, and compensation of internees are prescribed in detail in AR 190-8 and DFAS-IN 37-1. The commander ensures that all members of his staff and command are familiar with applicable ARs, directives, international laws, and administrative procedures.

5-10. The commander is responsible for administratively processing each internee. When processing is complete, a strength report (DA Form 2674-R) is

---

transmitted to the IRIC, which functions as the field operations agency for the national IRIC located in the TO.

## PRINCIPLES AND POLICIES

5-11. The following principles apply to CI internment facilities:

- Use housed personnel for internal maintenance and operation.
- Use captured supplies and equipment (excluding weapons and ammunition).
- Maintain control.

5-12. A CI has the right to—

- Submit requests and complaints regarding the conditions of his confinement to detaining and protecting powers.
- Elect representatives to the internee committee.
- Send and receive correspondence.

**NOTE: Commanders are authorized to impose disciplinary punishment according to the Geneva Conventions and AR 190-8.**

## STANDING ORDERS

5-13. Standing orders are used to provide uniform, orderly administration of the I/R facility. The orders to be obeyed by housed personnel are published in their language and posted where they can read and refer to them. Standing orders include rules, procedures, and instructions governing the following activities and other matters as deemed appropriate:

- Schedule of calls, including—
  - Reveille.
  - Morning roll.
  - Readiness of quarters for inspection.
  - Sick.
  - Mess.
  - Evening roll.
  - Lights out.
- Housed-personnel actions that support emergency action plans of the internment facility, such as—
  - Fire drills.
  - Air raid drills.
  - Emergency evacuations.
  - Natural-disaster drills.
  - Blackouts.
  - Escapes.
- Hours for religious services, recreation activities, and so forth.
- Procedures for emergency sick call.
- Designated smoking areas.

## RECORDS AND REPORTS

5-14. The commander establishes local records and reports necessary to operate the facility effectively. The reports provide information concerning control, supervision, and disposition of the CI population. The commander determines the type (administrative, operational, logistical, intelligence, and personnel) of reports and the frequency (routine or as required). Normal command records and reports, such as duty officer logs, worksheets, and situation maps, are also required.

### Processing

5-15. Internees who meet the requirements in the Geneva Conventions and AR 190-8 are entitled to the protected CI status. Process them as follows:

- Issue an ISN to each processed CI using the procedures in Chapter 4 for EPWs. Ensure that the letters "CI" follow the last number of the ISN.
- Complete DA Form 2663-R in duplicate for each CI and each dependent child. Place one copy in the CI's personnel file, which is transferred with him; and forward the other copy to the IRIC.
- Prepare DA Form 2674-R for each facility housing CIs and for each hospital where CIs are assigned. Account for all captives classified as CIs, captives who had a DA Form 4237-R prepared, and dependent children who received compassionate internment.
- Issue DA Form 2677-R to each processed CI. Direct him to retain the card at all times.
- Complete DA Form 2678-R in duplicate. Forward one copy to the CI information agency and the other copy to a relative.
- Prepare DA Form 4237-R for each protected civilian processed in the occupied territory as a CI or a dependent child. Stamp the letters "CI" on the top and bottom of each form.

### Dependent Children

5-16. Dependent children who are interned with their CI parents are not classified as CIs or processed, except as required on DA Forms 2663-R, 2674-R, and 4237-R. When dependent children reside in the facility with their parents, they are cared for, accounted for, and managed like their parents. House children and parents together in facilities that allow them to lead a normal family life. Children under the age of 12 are identified by wearing an ID badge or wristband. Ensure that children under the age of 15, who are orphaned or separated from their families as a result of the war, are not left to their own resources.

### Assignments

5-17. Assign CIs to appropriate internment facilities, and intern those with violently opposed ideologies in separate facilities. When possible, assign CIs according to their nationality, language, and customs. Do not separate CIs who are nationals of the same country merely because they speak different languages; however, consider political and cultural differences as grounds for



separation. Maintain segregation of males and females, with the following exceptions:

- House members of the same family together (particularly parents and children), allowing them to lead a near-normal family life.
- Provide quarters to a parent (if single or interned without a spouse) and children that are separate from those for single persons.

## Identification

5-18. The reasons for identifying CIs are many and varied; among them are—

- Verifying facility rosters against the actual population.
- Identifying family members to allow timely reunification.
- Matching CIs with their medical records in case of a medical emergency or an evacuation.
- Checking identities of CIs being transferred against the transfer roster.

5-19. An ID band (see Chapter 4) permits rapid, reliable ID of CIs. Assign each CI an ISN according to the procedures in Chapter 4 and AR 190-8. Substitute the letters “CI” for “EPW;” for example, US9AB-000001CI. The ID card contains the CI’s name, photograph, and ISN. When serious deterioration of an ID band or card occurs, replace it immediately. Use a DA Form 2677-R to facilitate ID.

## CLOTHING

5-20. Allow CIs to retain their clothing and footwear. Provide clothing, equipment, supplies, subsistence, and fuel as necessary. Issue work clothing and, as required by circumstances and climatic conditions, replacement clothing. Account for health and comfort items, such as razors and toothbrushes, with a direct-exchange program.

5-21. Mark outer garments with the letters “CI.” Use black letters, about 4 inches high; if the clothing is a dark color, use white letters. Mark shirts, coats, and similar items across the back and on the front of each sleeve (between the elbow and the shoulder). Mark trousers, walking shorts, and similar items across the back (slightly below the belt) and on the front of each leg (slightly above the knee). Do not mark hats and other accessories. The commander can also direct that a CI’s ISN be placed on the inside of his clothing. (See Figure 4-1, page 4-16.)

## SUBSISTENCE

5-22. Issue food items based on the master CI menu prepared by the TO commander. The CI menu includes a daily food ration that is sufficient in quantity, quality, and variety to maintain good health and to prevent nutritional deficiencies. Consider the customary diet when developing a CI menu. Ensure that—

- Facilities are available to CIs for preparing additional food received or procured from authorized sources.

- CIs performing labor receive increased rations based on the type of work performed.
- Expectant and nursing mothers and children under the age of 15 years receive additional food in proportion to their needs.

5-23. If CIs receive MREs as the main source of nourishment, provide them with at least one hot meal per day. Supplement MREs with fruit, milk, and bread.

## RECEIVING AND PROCESSING AREAS

5-24. Use a controlled-flow format to escort CIs through the processing line. Normally, four CIs are processed at a time and the average is eight per hour. Secure unprocessed CIs in a holding area.

5-25. Request interpreters (linguists) from MI, PSYOP, allied forces, or local authorities as necessary. This may require identifying and clearing trusted internees or local nationals to interpret. Interpreters are particularly helpful when entering required data into the IRIS.

5-26. The preparation and dispatch of internee strength reports (DA Form 2674-R) are governed by AR 190-8, and they are prepared at each internment facility. Brigade or facility commanders may require feeder reports from various compounds to facilitate the preparation of internee strength reports.

5-27. Escort internees to the receiving area where the internment process begins. Table 5-1 outlines the internment process for CIs. It shows who is responsible for each step and what actions they must accomplish. Based on METT-TC, the commander may tailor stations to meet the situation. Stations 1 through 4 are in the receiving line, and Stations 5 through 9 are in the processing line.

## RECEIVING AREA

5-28. When CIs arrive at the facility—

- Segregate them from those who arrived earlier and those who are partially processed.
- Ensure that a valid internment order was issued and accompanies each CI.
- Verify that receipts for each CI and his equipment match the CI's control number.
- Secure personal property in a temporary storage area until CIs are fully processed. Issue a DA Form 4137 for temporarily and permanently stored property. Do not allow CIs access to storage areas.
- Ensures that CIs receive food, water, access to sanitation facilities and, if needed, first aid.
- Escort CIs to the processing area as soon as the receiving process is complete.
- Hold CIs in the receiving area until they can be processed.

Table 5-1. Processing Actions at the CI Processing Area

Station	Purpose	Responsible Individuals*	Actions
<b>Receiving Line</b>			
1	Search	MP	<p>Assign ISNs.</p> <p>Follow accountability procedures.</p> <p>Escort CIs and their property.</p> <p>Conduct a same-gender search of CIs before entering the processing area unless prohibited by conditions. <b>NOTE: Upon initial apprehension, a mixed-gender search can be conducted; but it is discouraged due to possible negative repercussions. The same-gender search restrictions are based on the detainee being officially adjudicated and declared a CI.</b></p> <p>Remove and examine property, place it in a container or a tray, mark it with a control number, and take it to a temporary storage area. Issue a DA Form 4137 for stored property.</p> <p>Supervise the movement of CIs to the next station.</p>
2	Personal hygiene	MP	<p>Allow CIs to shower, shave, and get haircuts.</p> <p>Allow CIs access to sanitation facilities.</p> <p>Supervise the movement of CIs to the next station.</p>
3	Medical evaluation	Medical officer and MP	<p>Examine CIs for signs of illness or injury to discover health problems that may require medical treatment or evacuation.</p> <p>Provide medical and dental care according to AR 40-3.</p> <p>Give initial radioscopic chest examinations to look for active diseases.</p> <p>Perform a TB skin test on children up to 14 years of age.</p> <p>Weigh CIs and establish a weight register.</p> <p>Immunize and reimmunize CIs as prescribed by TO policy.</p> <p>Place control numbers on medical records to reduce linguist support. (Names, service numbers, and ISNs are entered at Station 1 with the aid of an interpreter.)</p> <p>Disinfect CIs as prescribed by TO policy.</p> <p>Annotate medical records with the date and place of inspection, immunization, and disinfection.</p> <p>Supervise the movement of CIs to the next station.</p>
4	Personal items	MP	<p>Issue personal-comfort items (toilet paper, soap, toothbrush, and toothpaste).</p> <p>Ensure that clothing is marked "CI." <b>NOTE: The CIs must provide their own clothing and footwear.</b></p> <p>Escort CIs to the processing area (Station 5).</p>
*The number of people used to perform tasks depends on the number of CIs and the amount of time available.			

**Table 5-1. Processing Actions at the CI Processing Area (continued)**

Station	Purpose	Responsible Individuals*	Actions
<b>Processing Line</b>			
5	Administrative accountability	Processing clerk (assisted by an interpreter, MI, or others) and MP	<p>Verify the internment order and the authentication, including the signature.</p> <p>Assign ISNs to CIs. Note the temporary control numbers that ISNs are replacing so that late-arriving property can be matched to its owner.</p> <p>Initiate personnel records (DA Form 4237-R), ID documents (DA Form 2677-R), and property receipts.</p> <p>Prepare forms and records to maintain the accountability of CIs, their families, and their property (see STANAGs 2033, 2044, and 2084).</p> <p>Supervise the movement of CIs to the next station.</p>
6	Photography and fingerprinting	MP	<p>Fingerprint CIs. Identify and record the information on fingerprint cards (DA Form 2663-R).</p> <p>Take two photographs (with instant film or digital technology). Have captives look straight ahead, and fill the frame with their face.</p> <p>Use photograph name boards (black background with white characters). List ISNs and names (translated into English) at the bottom center.</p> <p>Attach one photograph to the CI's personnel record.</p> <p>Give a completed, laminated ID card (which contains the second photograph) to the CI.</p> <p>Supervise the movement of CIs to the next station.</p>
7	Personal property	MP	<p>Inventory and record property (in the presence of CIs) brought from temporary storage areas.</p> <p>Make separate lists for returned, stored, impounded, and confiscated property. List property to be returned to CIs or stored during internment on a separate list.</p> <p>Update DA Form 4137, or provide the CI with a new one.</p> <p>Supervise the movement of CIs to the next station.</p>
8	Records review	MP	<p>Review processed records for completeness and accuracy.</p> <p>Escort CIs back to processing stations to correct errors if necessary.</p> <p>Allow CIs to prepare DA Form 2678-R. If CIs are unable to write their own cards, have someone authorized by the commander to do it for them.</p> <p>Prepare and maintain an accountability roster of all internees.</p>
9	Movement to living area	MP	<p>Brief CIs on facility rules and regulations.</p> <p>Escort CIs to their new living areas.</p>
*The number of people used to perform tasks depends on the number of CIs and the amount of time available.			

5-29. A medical officer—

- Examines CIs upon arrival at the facility and monthly thereafter.
- Determines medical fitness, state of health, nutrition, and cleanliness.
- Checks for communicable diseases (vermin infestations, TB, malaria, sexually transmitted diseases [STDs], and HIV), and isolates CIs with communicable diseases.
- Records weight on DA Form 2664-R. This process monitors abrupt changes in weight that may affect health.

**NOTE: When possible, use qualified CI personnel for the medical and hygiene work necessary for the well-being of CIs.**

## PROCESSING AREA

5-30. After CIs have completed the receiving portion of their processing, move them to the processing area where they are formally processed into the internment facility. They are entered into the IRIS database, and the IRIC forwards the information to the national IRIC for dissemination to protecting powers. The processing element—

- Keeps CIs segregated as much as possible during processing.
- Conducts administrative processing.
- Expedites the processing of CIs (suspected spies and saboteurs) selected by MI teams for interrogation.
- Assigns each CI an ISN.
- Replaces the control number on each CI's wrist with the ISN.

## FLOW OF INFORMATION

5-31. Regard the information collected from CIs as sensitive to protect them and the soldiers who are guarding them. If belligerent nations discover how many internees are in a facility or discover the location of a facility, it may be targeted to silence the sources of information. Maintain proper security throughout the information flow, and disseminate information through proper channels. The IRIC acts as a hub for information that CHAs and I/R facilities produce. Report personnel records electronically on the IRIS or, if necessary, as a paper file.

5-32. The information flow begins when the prisoner is captured and a DD Form 2745 is initiated. The ISN, which is assigned upon arrival at a CHA or an I/R facility, is the key to tracking CIs throughout the I/R system.

5-33. A CI was initially processed as an EPW (see Chapter 4), and the information gleaned during that process is used to process him as a CI. Once an individual is adjudicated by a military tribunal as a CI, specific information must be electronically entered on DA Forms 2674-R and 4237-R:

- **DA Form 2674-R.** Enter the following information in Section B:
  - The first and last names of the CI and his dependent children who are given compassionate internment.
  - The ISN. Assign an ISN if the individual does not have one. (Dependent children are not assigned an ISN.)
  - The grade, the civilian capacity, and/or the title.

- The sex of the CI and his dependent children.
- The nationality. This is the name of the country that the CI claims for citizenship.
- The occupational skill.
- The name of the person who approved the internment order, the headquarters, and the date.
- **DA Form 4237-R.** Prepare a DA Form 4237-R for each protected civilian processed in an occupied territory as a CI or a dependent child. Enter all available pertinent information and information that the CI is willing to give. Note information that the CI is unable or unwilling to give.

5-34. Information collected during processing (initial and full) and entered into the IRIS (CHA or I/R facility) is sent to the IRIC. The IRIC collects the entire personnel file (it is normally electronic with a hard-copy backup). The I/R facility reports the information to the IRIC, who disseminates it as appropriate. The strength report (DA Form 2674-R) is the only information passed up the I/R facility's chain of command. Information also flows to the ICRC, the state department, and other federal agencies as required. Questions regarding the information or internee flow in the TO are directed to the IRIC.

## CONTROL AND DISCIPLINE

5-35. Treat all CIs fairly. Ensure that directions are reasonable, capable of being obeyed, and given in an understood language. Promptly report refusals and failures to obey facility rules through the chain of command.

## CONTROL

5-36. The MP maintain control of CIs and efficiently administer internment facilities. This includes reducing waste and avoiding duplication of effort. Facility personnel quickly and fairly establish and maintain discipline. For example, they—

- Observe rigorous self-discipline.
- Maintain a professional, impersonal attitude.
- Follow the guidelines established in the ROI and the ROE.
- Cope with hostile or unruly behavior or incidents calmly.
- Take fair, immediate, and decisive action.

5-37. Guards take positive action to establish daily and periodic routines and responses that are conducive to good discipline and control. They—

- Enforce policies and procedures.
- Give reasonable, decisive orders in a language that CIs understand.
- Post copies of the Geneva and UN Conventions in a language that CIs understand and ensure that copies are easily accessed. The internee committee provides copies to CIs who do not have access to posted copies.
- Post rules, regulations, instructions, notices, orders, and announcements that CIs are expected to obey. They ensure that the

information is easily accessed and is in a language that CIs understand. The internee committee provides copies to CIs who do not have access to posted copies.

- Ensure that CIs obey orders, rules, and directives.
- Report refusals and failures to obey orders and regulations.

**NOTE: Per AR 190-8, single CI females are directly supervised or guarded by female personnel. A parent with children, if single or interned without a spouse, is provided quarters that are separate from those for single persons.**

5-38. The CIs can be searched for security purposes, but only same-gender searches are allowed. A strip search can be conducted to recover contraband and to report injuries and signs of drug use.

5-39. To protect CIs from violence, bodily injury, and threats of reprisal at the hand of fellow internees, post a notice of protection (Figure 5-1) in every compound. Ensure that the notice is posted in a language that internees understand.

<b>NOTICE</b>
<p>An internee (regardless of faith or political belief) who fears that his life is in danger or that he may suffer physical injury at the hands of another internee, should immediately report the fact to a US Army officer of this facility without consulting the internee committee. The facility commander provides adequate protection to the internee (such as segregation or transfer). An internee who mistreats a fellow internee will be punished.</p> <p style="text-align: right;">(Signed by the Commanding Officer)</p>

**Figure 5-1. Sample Notice of Protection**

## **DISCIPLINE**

5-40. Maintain and enforce discipline and security, and deal with offensive acts promptly. Maintain a record of disciplinary actions, which may be inspected by protecting powers. The internee committee does not have disciplinary power over and cannot administer punishment to fellow internees. The following actions are not permitted between CIs and US military or civilian personnel:

- Fraternalization.
- Donation or receipt of gifts.
- Engagement in commercial activity.

5-41. The facility commander is authorized to order disciplinary punishment for a CI under the provisions of AR 190-8 and the Geneva Conventions. Before imposing disciplinary punishment, provide an interpreter if necessary and—

- Provide the CI with precise information regarding the offense.
- Give the CI an opportunity to defend the allegation.
- Permit the CI to call witnesses.

5-42. The following disciplinary actions are authorized:

- Discontinuance of privileges that are beyond those granted by AR 190-8 and the Geneva Conventions.
- Confinement.
- A fine (not to exceed one-half of the wages received during a 30-day period).
- Extra fatigue duty to maintain the internment facility (not to exceed 2 hours per day).

5-43. The duration of a single disciplinary punishment will not exceed 30 consecutive days—even if the CI is answerable for several breaches of discipline (related or not) at the time punishment is imposed. The period lapsing between pronouncing the disciplinary punishment and completing its execution will not exceed 30 days. After a disciplinary action has been executed, another disciplinary action cannot be imposed on the same CI until 3 days has lapsed between the execution of any two punishments, if the duration of one of the two punishments is 10 days or more.

## **CONFINEMENT**

5-44. A CI accused of an offense for which disciplinary punishment is contemplated will not be confined unless it is essential to facility order and discipline. If a CI does spend time in confinement awaiting a hearing, it will not exceed 14 days and it will be deducted from his sentence.

5-45. A CI who is subject to confinement serves the time in a facility stockade. Females and males are confined in separate quarters, and females are supervised by females. While undergoing confinement for pretrial, for posttrial, or in connection with disciplinary or judicial proceedings, a CI is—

- Allowed to exercise and stay in the open air at least 2 hours a day.
- Allowed to attend daily sick call, receive medical attention and, if necessary, be transferred to a hospital.
- Given enough food to maintain health.
- Permitted to confer with visiting representatives of the protecting powers and the ICRC.
- Permitted to receive spiritual assistance.
- Treated with proper regard.
- Provided hygienic living conditions.
- Provided adequate bedding, supplies, and facilities necessary for personal cleanliness.
- Allowed to send and receive letters, cards, and telegrams. (Parcels and remittance of money can be withheld from a CI until his punishment is complete.)

## **INTERNEE COMMITTEE**

5-46. One of the best ways to ensure cooperation within a facility is to establish a form of self-government. This minimizes the impression that CIs are prisoners under the control of a foreign government and allows them to feel a sense of control over their lives. The internee committee represents the local CI population to the detaining power, protecting powers, the ICRC, and



other authorized relief and aid organizations. The committee's communications with these organizations are unlimited.

5-47. The internee committee has two or three elected members, and each member can have an assistant who acts as an interpreter. The facility commander approves each elected member and assistant. Members are elected by secret ballot every 6 months, and they can be elected to more than one term. When the commander disapproves an election, it is submitted in writing and states the reason for disapproval. He forwards the disapproval through channels to the IRIC, who forwards it to the national IRIC and protecting powers.

5-48. Duties of a internee committee include—

- Furthering spiritual, physical, and intellectual well-being.
- Being responsible for and having jurisdiction over mutual assistance organizations set up by CIs.
- Visiting outside labor details.
- Checking the management of the canteen and the canteen fund.
- Presenting and transmitting petitions and complaints to appropriate authorities.
- Distributing and disposing of collective relief shipments.
- Receiving briefings about ongoing and final judicial proceedings.

## **CORRESPONDENCE**

5-49. The correspondence system for CIs parallels that for EPWs (Chapter 4). The exceptions are that DA Form 2679-R is used for letters and DA Form 2680-R is used for postcards.

## **COMPLAINTS AND REQUESTS**

5-50. A CI can make a complaint or a request to the facility commander, who tries to resolve the issue. If the CI is not satisfied with the resolution, he may address it to HQDA. A CI can make a complaint by mail, in person to a visiting representative of protecting powers, or through the internee committee.

## **MEDICAL TREATMENT**

5-51. Provide personnel, material, and facilities for routine and emergency medical treatment. Ideally, transfer patients requiring inpatient care to a civilian hospital. If a civilian hospital is unavailable or if its use is infeasible due to security considerations, transfer patients to a US military hospital. Ensure that the treatment they receive is as good as that provided for the general population, and provide guards as necessary.

## **SANITATION**

5-52. Proper sanitation and cleanliness of a facility prevents the spread of disease among the CI population and the US forces guarding them. The facility commander—

- Conducts periodic, detailed sanitary inspections.
- Publishes a detailed sanitary order in a language that CIs understand and posts it in each compound.
- Provides sanitary supplies, services, and facilities necessary for personal cleanliness and sanitation.
- Ensures that—
  - Hygiene and sanitation measures conform to AR 40-5 and related regulations.
  - Latrines are available 24 hours a day.
  - Separate showers and latrines are available for males and females.
  - Adequate space is allocated to prevent overcrowding within housing units, while maintaining proper segregation and family integrity.
  - Good food sanitation and personal hygiene is observed by food service personnel.
  - Waste is disposed of properly.
  - Sufficient potable water is available for drinking, bathing, doing laundry, and preparing food.
  - Materials are available for personal hygiene, including products for female hygiene and infant care.

## **TRANSFER**

- 5-53. The CIs may be transferred, subject to the following conditions:
- They cannot be transferred outside the borders of the occupied country where they are interned, except when material reasons prevent displacement.
  - They will be transferred if they are exposed to greater risk by remaining at the facility if the CZ moves closer to the location.
  - Sick, wounded, infirmed, or maternity cases are not transferred if the transfer would be detrimental to their health.
- 5-54. The facility commander—
- Informs CIs of their impending transfer and new postal address so that they have enough time to pack and notify NOK.
  - Verifies the accuracy and completeness of personnel records and provides records (in a sealed envelope) to escort guards.
  - Verifies that CIs have authorized clothing and equipment.
  - Prepares impounded personal effects and property for forwarding with escort guards or by separate shipment as appropriate.
  - Instructs escort guards on their duties and responsibilities, including procedures to be followed in case of an attack, an escape, a death, or another emergency.
  - Provides or arranges for rations, transportation, and notifications according to prescribed procedures.
  - Ensures that CIs are manifested by name, ISN or ID number, nationality, and physical condition.

- 
- Notifies the IRIC and the national IRIC of CI transfers immediately.
- 5-55. The transfer of personal effects and property parallels that of EPWs (Chapter 4), except—
- Belongings that exceed the 55-pound limit are shipped separately.
  - Parcels and mail are forwarded to the new facility.
  - Items donated by welfare agencies and items used in religious services are forwarded as community property.

## **RELEASE**

5-56. A CI can be released to a representative of his country of residence or a designated protecting power if control and accountability are maintained. He can be released after hostilities cease (subject to pending judicial proceedings) if the reasons for his internment no longer exist as determined by the TO commander. A CI who is eligible for release but has judicial proceedings pending for offenses not exclusively subject to disciplinary punishment is detained until the close of proceedings. The TO commander may decide that a CI must serve his penalty before being released, and a CI already serving a penalty may be similarly detained. Rosters of detained CIs are forwarded to the IRIC and the national IRIC for transmittal to protecting powers.

## **SOCIAL PROGRAMS**

5-57. The commander coordinates social programs. He provides premises and facilities for these activities and procures needed materials and supplies through normal supply channels. The CIs are encouraged to participate, but they are not required to do so.

5-58. Carefully selected and qualified civilian nationals and CIs (supervised by US military personnel) can be used to guide social activities. The selected individuals will not introduce political overtones or further enemy propaganda objectives while conducting these activities.

## **EDUCATION**

5-59. Encourage and support an active, intellectual education program for CIs. Coordinate adequate facilities and instruction material through local agencies. Consider the following when developing an education program:

- Levels of education throughout the CI population.
- Basic courses of education, including—
  - Reading.
  - Writing.
  - Geography.
  - Mathematics.
  - Language.
  - Literature.
  - History.
  - Music.
  - Art.

- The education of dependents who reside with their CI parents.
- Vocational training to develop skills that may be useful during internment.

## **RELIGION**

5-60. Allow CIs the freedom of worship, including attendance at services of their faith held within the internment facility. Permit chaplains and other clergy to minister freely to those who request their help. The facility commander may permit ordained clergy or theological students to conduct services.

## **VISITS**

5-61. Permit close relatives and other persons authorized by the TO commander to visit CIs according to TO regulations. All visitors are subject to security precautions. Under emergency conditions and subject to the TO commander's policy, a CI may visit a close relative who is seriously or terminally ill and may attend the funeral of a close relative.

5-62. Allow accredited representatives of protecting powers and the ICRC full access to the internment facility and the internees. Per DA policies and procedures, permit visits of approved religious organizations, relief societies, NGOs, IOs IHOs, and other organizations who assist housed personnel. Organizations who want access to internees should coordinate visits in advance to avoid confusion upon arrival at the facility. The facility staff establishes an access roster of representatives and develops a method to verify their identity.

## **RECREATION**

5-63. Encourage and support active participation in recreation activities to promote general health and welfare and to alleviate tension and boredom. In addition, provide athletic contests and group entertainment (concerts, plays, music, and motion pictures). Provide playgrounds for dependent children of CIs.

## **AGRICULTURE**

5-64. When practical, CIs should raise vegetables to supplement their diet. Do not overlook the importance of developing an agriculture program. Gardening projects are particularly desirable because they provide gainful employment for large numbers of individuals. The food produced is used for the benefit of the CI population, and it provides a valuable supplement to diets at minimal expense.

5-65. Procure the types and quantities of agriculture supplies required (seeds, fertilizers, and implements) through local purchase. Ensure that the supplies are procured in a timely manner.

## **EMPLOYMENT**

5-66. The TO commander may issue instructions governing the employment and compensation of CIs for labor. The CIs can be employed to construct,

administer, manage, and maintain the facility; and they are compensated according to DFAS-IN 37-1. The CIs are required to work if the labor is consistent with their age and physical condition. Their fitness for work is determined in the same manner as EPWs (Chapter 4). The CIs cannot be compelled to work if they are under the age of 18. They can be compelled to perform the following types of work and may volunteer to perform other types of work:

- Administrative, maintenance, and domestic work within the compound.
- Duties relative to protecting CIs against aerial attack or other war risks.
- Medical duties if they are professionally and technically qualified.

## **SECURITY**

5-67. The facility commander is responsible for security measures that effectively control CIs with minimal use of force. The physical construction of the facility and the presence of guard personnel (Chapter 2) constitute the most obvious means of providing security. Maintaining a high state of discipline, a system of routines, and required standards of behavior enhance effective security and control.

5-68. Most CIs actively cooperate with US internment facility authorities or assume a passive, compliant role. Cooperative CIs are composed, in part, of individuals with ideologies favorable to the US. Others, through resignation or apathy, will simply adapt themselves to the conditions of their internment.

5-69. Some CIs will engage in a campaign of embarrassing and harassing US personnel to create propaganda of value to their cause that would have negative ramifications on the US. The leaders of the uncooperative faction may try to establish a united effort and blind obedience by all its members. Any relaxation of security is immediately detected and fully exploited.

## **ADVERSE ACTIONS**

5-70. Dissident actions by CIs vary from acts of harassment to acts of violence. Such actions may include—

- Sabotaging equipment or facilities.
- Assaulting other CIs or custodial personnel.
- Taking hostages to secure concessions.
- Intimidating other CIs.
- Fabricating weapons or other illegal items.
- Creating embarrassing situations or making false accusations to influence international inspection teams or members of protecting powers.
- Instigating disturbances or riots to place the facility staff in unfavorable positions (this allows CIs to gain concessions and influence custodial policies).

5-71. Paramilitary forces may—

- Establish communications with internees by using agents, smuggled radios, or foreign-language newspapers.
- Order members of its armed forces to infiltrate the facility and become agitators.

## **PLANNING**

5-72. Ensure that security planning is continuous and complete and that it reflects current intelligence information on CIs. Implement an immediate-response plan that is capable of meeting all internal and external threats to security. Security planning for a CI compound is similar to that for an EPW compound (Chapter 4). (See Chapter 2 for more information on security planning.)

## **RULES OF ENGAGEMENT**

5-73. The CINC establishes the ROE in coordination with the SJA and the joint staff. Special ROE can be developed for use in I/R facilities, but they must have CINC approval.

## **MILITARY WORKING DOGS**

5-74. The MWDs enhance the security and safety of an I/R facility. They can be used for patrolling and detecting explosives and narcotics. (See Chapter 2 and AR 190-12 for more information.)

## **DISTURBANCES**

5-75. Disturbances within the compound may range from riots to less violent disorders, and they can be organized or unorganized. (See Chapter 3 and Appendix B for more information.)

## **FACILITY MARKINGS**

5-76. When military considerations permit, mark CI facilities with the letters “CI.” Place the letters so that they are clearly visible in the daytime from the air.

## Chapter 6

# Internment/Resettlement Facilities

The TO commander is responsible for EPW/CI operations, and he provides engineer and logistical support for the MP commander to establish and maintain I/R facilities. Facility construction is included in the planning phase of an operation, and MP leaders take part in the planning process. Planning, coordinating, and establishing facilities begins during the build-up phase of an operation. Each facility provides appropriate segregation, accountability, security, and support of internees. An I/R facility is semipermanent in nature and normally consists of one to eight compounds, each capable of interning 500 people. (Appendix D provides a synopsis of the various MP I/R units that may be assigned to a TO.)

### PLANNING

6-1. Planning for the construction of I/R facilities must be projected into the future. This provides timely notification of engineers, selection and development of facility sites, and procurement of construction materials.

### LOCATION

6-2. The MP coordinate the location with engineers, logistical units, higher headquarters, and the HN. The failure to properly consider and correctly evaluate all factors may increase the logistical and personnel efforts required to support operations. If an I/R facility is improperly located, the entire internee population may require movement when resources are scarce. When selecting a site for an facility, consider the following:

- Will the interned population pose a serious threat to logistical operations if the tactical situation becomes critical?
- Is there a threat of guerrilla activity in the area?
- What is the attitude of the local population?
- What classification of internees will be housed at the site?
- What type of terrain surrounds the site, and will it help or hinder escapes?
- What is the distance from the MSR to the source of logistical support?
- What transportation methods are required and available to move internees, supplies, and equipment?

6-3. In addition, consider the—

- METT-TC.
- Proximity to probable target areas.
- Availability of suitable existing facilities (avoids unnecessary construction).

- Presence of swamps, mosquitoes, and other factors (including water drainage) that affect human health.
- Existence of an adequate, satisfactory source of potable water. The supply should meet the demands for consumption, food sanitation, personal hygiene, and sewage disposal.
- Availability of electricity. Portable generators can be used as standby and emergency sources of electricity.
- Distance to work if internees are employed outside the facility.
- Availability of construction material.
- Soil drainage.

## CONSTRUCTION

6-4. The type of construction necessary depends on the—

- Climate.
- Anticipated permanency of the facility.
- Number of facilities to be established.
- Availability of labor and materials.
- Conditions under which the detaining power billets its forces in the same area.

6-5. Use local, vacant buildings to reduce the requirements for engineer construction materials and personnel. Use internees and local sources of materials to modify and construct structures. In the absence of existing structures, tents are the most practical means for housing internees.

6-6. The Engineer Corps' Theater Construction Management System (TCMS) contains basic plans, specifications, and material requirements for I/R facilities based on the anticipated internee population. The plans can be easily modified for temperate, frigid, tropic, and desert climates. The TCMS also provides specifications and material requirements for the facilities when dimension and/or population requirements are supplied.

## SECURITY REQUIREMENTS

6-7. Separate the compounds from each other to prevent communication between internees. Take advantage of irregular terrain features as obstacles to communication. Locating compounds in close proximity increases efficiency and security; however, distances of a mile may be required between compounds on level terrain. Minimal security requirements include—

- **Clear zones.** A 12-foot clear zone surrounds each facility housing EPWs or CIs. The clear zone is free of vegetation and shrubbery between the inside and outside perimeter fences, and it is constructed around the circumference of the facility.
- **Guard towers.** Locate guard towers on the perimeter of each facility. Place them immediately outside the wall or, in case of double fencing, where they permit an unobstructed view of the lane between the fences. The space between towers must allow overlapping observation and fields of fire. During adverse weather, it may be necessary to augment security by placing fixed guard posts between towers on the



outside of the fence. Ensure that towers are high enough to permit an unobstructed view of the compound and low enough to permit an adequate field of fire. Tower platforms should have retractable ladders and be wide enough to mount crew-served weapons.

- **Lights.** Provide adequate lighting, especially around compound perimeters. Illuminating walls and fences discourages escapes, and illuminating inner strategic points expedites the handling of problems caused by internees. Protect lights from breakage with an unbreakable-glass shield or a wire mesh screen. Ensure that lights on walls and fences do not interfere with guards' vision. Provide secondary emergency lighting.
- **Patrol roads.** Construct patrol roads for vehicle and foot patrols. They should be adjacent to outside perimeter fences or walls.
- **Sally ports.** A sally port (a series of gates) is required to search vehicles and personnel entering or leaving the main compound. Consider placing a sally port at the back entrance to the facility.
- **Communications.** Ensure that communication between towers and operation headquarters is reliable. Telephones are the preferred method; however, ensure that alternate forms of communication (radio and visual or sound signals) are available in case telephones are inoperable.

## LAYOUT

6-8. The facility layout depends on the nature of the operation, the terrain, building materials, and HN support. A standard 4,000-man I/R facility consists of eight 500-man compounds. A sample 500-man compound is shown in Figure 6-1, page 6-4. Each compound has—

- Barracks (may be general purpose [GP] medium tents in the early stages of an operation).
- Kitchen facilities (may include providing internees with culinary equipment and provisions or using military cooks).
- Bath houses.
- Latrines.
- A recreation area.

6-9. The administrative area of each facility has—

- A command post.
- An administrative building.
- Religious and educational buildings.
- A dispensary and an infirmary to treat minor illnesses and injuries.
- A supply building for storage and issue of expendable supplies.
- Latrines.
- Parking areas.
- Trash collection points.
- Potable-water points.
- Storage areas (open and covered).
- Generator and fuel areas.

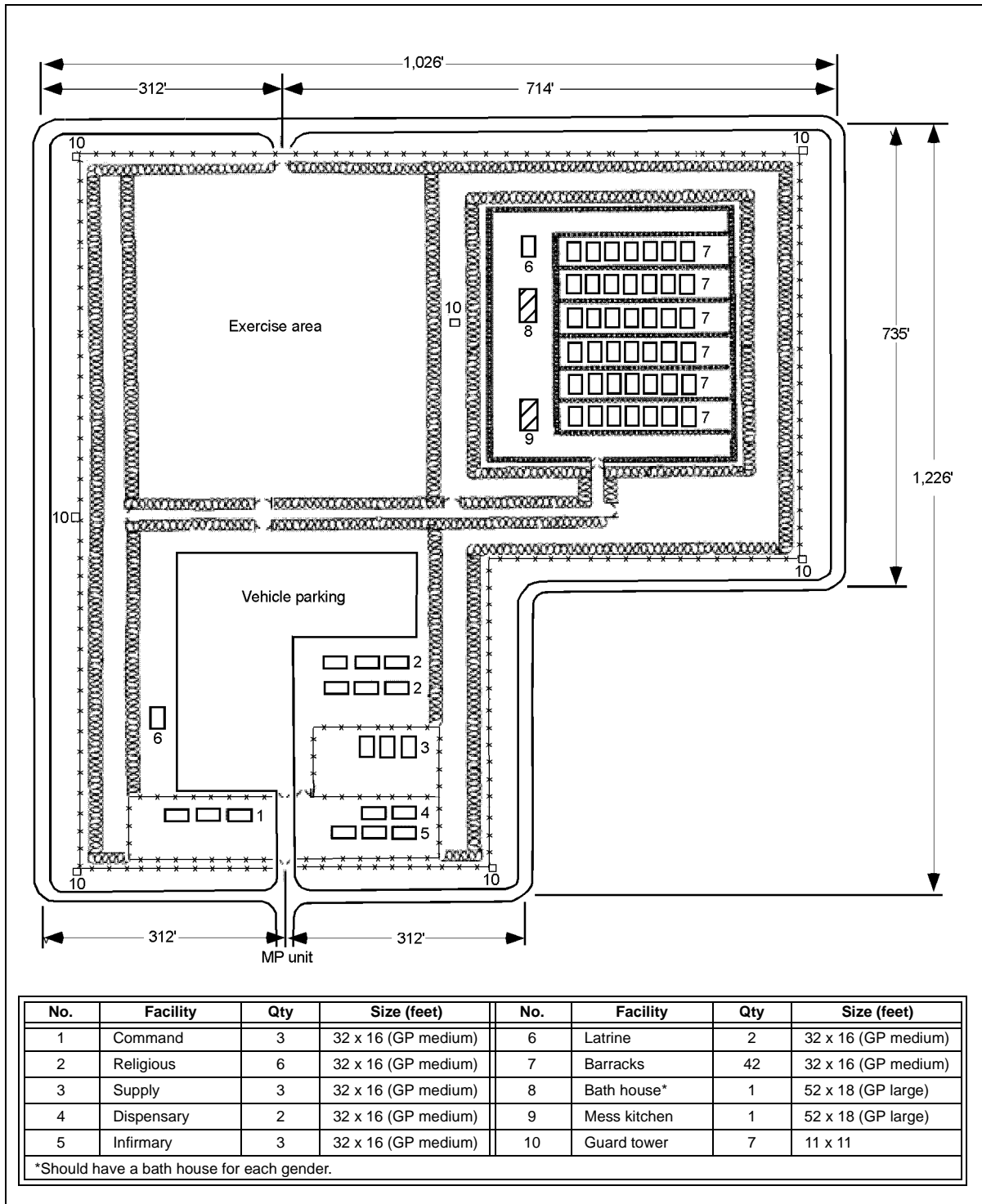


Figure 6-1. Sample 500-Man Enclosure With One Compound

## RECEIVING AND PROCESSING CENTERS

6-10. Captives must be fully processed before being interned, evacuated, or repatriated. The size of a processing center depends on the anticipated number of internees. It may be set up near overseas terminals, international transfer points, and medical facilities. There is no set design for a processing center (Figure 6-2), and a processing center may also have minimal internment capabilities (Figure 6-3, page 6-6).

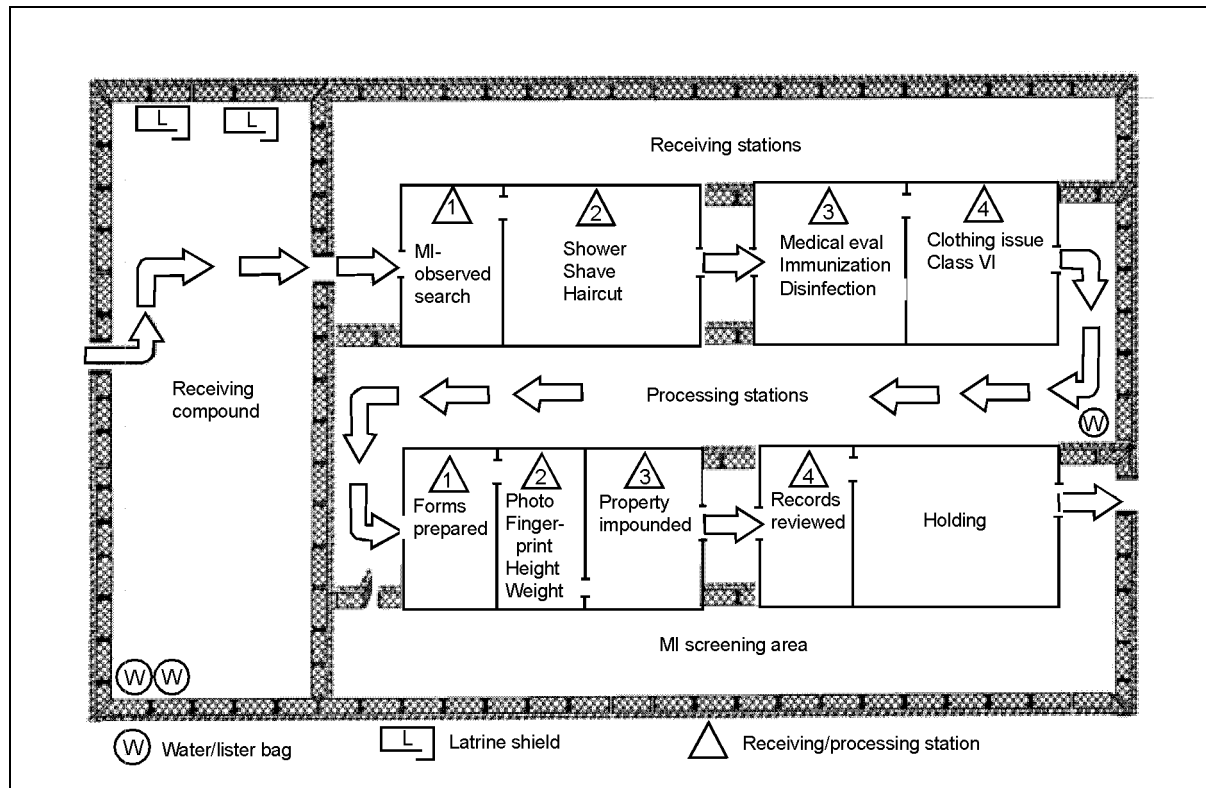


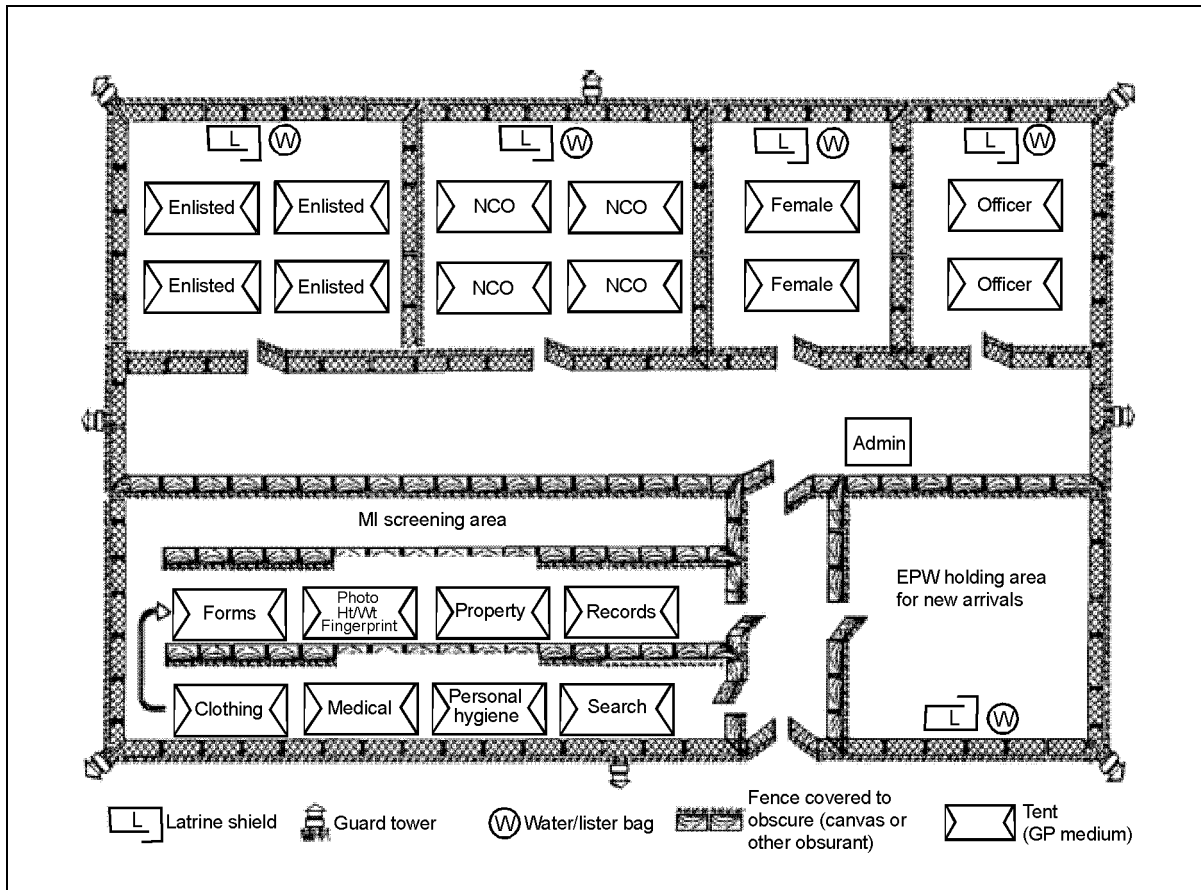
Figure 6-2. Sample Processing Center (Theater)

6-11. When establishing a processing center, coordinate with engineers for construction. If structures are available, use them; otherwise, use tents. Ensure that shelter, water, and latrines are available and that the processing center is equal in quality to facilities used by US forces. Arrange the processing center so that internees are not aware of what is taking place in the next station.

6-12. The prescribed standards of treatment and care place a great demand on the logistical system. When possible, use captured supplies and equipment and ensure that internees wear captured clothing. Properly secure and account for all supplies and equipment to avoid exploitation by internees.

## SUBSISTENCE

6-13. Ensure that daily food rations are sufficient in quantity, quality, and variety to maintain good health and prevent weight loss and nutritional



**Figure 6-3. Sample Processing Center with Internment Capability**

deficiencies. Medical personnel apprise the commander of situational needs and the nutritional health of the internee population. Provide working internees with additional rations when required. Ensure that internees have sufficient drinking water and latrine facilities. Sustain the health of internees at a level that is equal to that of guarding US forces.

6-14. If dining facilities are unavailable, feed internees MREs. They can be stored easily and require no additional dietary supplements. If fresh fruits and vegetables are available, substitute them for nonperishable items. Consider the habitual diet of internees, and allow them to prepare their own meals under the supervision of US personnel (see AR 190-8). Ensure that internees do not stockpile rations to use for escapes.

6-15. Food service equipment requirements vary depending on internees' habitual diets and customs. The commander may authorize local procurement of cooking equipment instead of requiring internees to use standard-issue kitchen equipment. One food operations sergeant and one first cook will be assigned to each 19547AB MP detachment (I/R) (EPW/CI). Food service personnel train and supervise selected internees to perform food service operations.

---

## **CHAPEL FACILITIES**

6-16. Provide chapels and religious materials in I/R facilities. Allow internees to make chapel fixtures from available material or, if necessary, obtain material through supply channels.

## **RECREATION EQUIPMENT**

6-17. Obtain recreation equipment through supply channels if possible. If necessary, secure equipment through local purchase.

## **CLEANING SUPPLIES**

6-18. Each I/R facility requires housekeeping supplies. The types and quantities required vary depending on the environment, the housing, and the food service facility. Common Table of Allowance (CTA) 50-970 contains an extensive list of housekeeping supplies. Use it as a guide to develop allowances for janitorial and cleaning supplies. Ensure that there is plenty of potable water available in each compound.

## **MEDICAL AND SANITATION CONSIDERATIONS**

6-19. Ensure that medical treatment is available for all internees. Each I/R facility has an infirmary where internees with contagious diseases, mental conditions, or other illnesses can be isolated from other patients. Internees have 24-hour access to latrines, which are clean and conform to the rules of hygiene. Provide separate latrines for male and female internees. Provide internees with facilities, soap, and water for their personal needs and laundry. Consider the following sanitation standards to prevent disease and ensure cleanliness of the facility:

- Distributing information to internees (in their language) on the importance of proper hygiene, sanitation, and food sanitation.
- Teaching food sanitation procedures and ensuring that they are observed and practiced.
- Disposing of human waste properly to protect the health of everyone associated with the facility according to the guidelines established by PVNTMED.
- Providing—
  - Adequate space to prevent overcrowding.
  - Sufficient showers and latrines and ensuring that they are cleaned and sanitized daily.
  - Enough potable water for drinking, bathing, doing laundry, and conducting food service operations.
  - Personal-hygiene materials.

## **PART THREE**

# **United States Military Prisoners**

The US military prisoner operations are conducted under the umbrella of the Army Corrections System (ACS). The ACS is an integral part of the military justice system, which provides incarceration and correctional services for US military personnel. The ACS provides custody and control of military offenders, while providing access to basic education, offense-related counseling, selected academic courses, and training necessary for return to military duty or the civilian community. Specific use-of-force guidelines and the ROI apply to US military prisoner operations. On the battlefield, US military prisoner operations parallel the internment and evacuation systems for EPWs, CIs, RPs, ODs, and DCs. However, US military prisoners are not treated as or confined with them.

Chapter 7 contains information on the ACS and provides the foundation and guidance for conducting US military prisoner operations during wartime. Chapter 8 discusses the short-term confinement of US military prisoners abroad during wartime, the field detention facility (FDF), and the field confinement facility (FCF).

---

## **Chapter 7**

# **Army Corrections System**

The ACS provides confinement and correctional treatment for US military prisoners. It operates on a corrective basis, rather than a punitive basis, and its goal is to help prisoners become responsible, productive citizens. The ACS facilities are staffed with carefully selected, well-trained, professional personnel. Prisoners have access to programs that provide education and rehabilitation. The staff and the programs are dedicated to helping prisoners recognize and resolve their problems, correct their behavior, and improve their attitudes.

## **LEVELS OF CONFINEMENT**

7-1. The Army maintains a three-tiered correctional system to meet the needs of prisoners. Although the mission at all levels is to confine and provide correctional treatment, the mission emphasis differs at each level. These differences are based on the length of time prisoners are confined and the facilities and services required by the confinement.

**LEVEL I—CONFINEMENT FACILITIES**

7-2. Confinement facilities provide—

- Pretrial confinement.
- Short-term posttrial confinement (normally 90 days or less).
- Custody.
- Control.
- Administrative support.
- Limited counseling.

7-3. Installations without ACS facilities can contract to incarcerate pretrial prisoners in federally approved civilian jails. Agreements must provide for segregation of prisoners by rank (officer, NCO, and enlisted), sex, and posttrial status. Forward copies of agreements with civilian jurisdictions to HQDA (DAMO-ODL-C). A sentenced prisoner who is pending transfer to an ACS facility cannot be confined in a civilian jail for more than 10 days. However, an installation commander can notify HQDA (DAML-ODL-C) and authorize exceptions for prisoners sentenced to 30 days or less.

**LEVEL II—REGIONAL CORRECTIONS FACILITIES**

7-4. Regional corrections facilities (RCFs) provide—

- Pretrial confinement support.
- Multifaceted correctional-treatment programs.
- Vocational and military training to prepare prisoners for return to duty or, if determined suitable, return to civilian society.
- Administrative support.
- Basic educational opportunities.
- Employment.
- Selected mental-health programs.
- Custody.
- Control.

**LEVEL III—UNITED STATES DISCIPLINARY BARRACKS**

7-5. The United States Disciplinary Barracks (USDB) is a maximum-custody facility that provides long-term incarceration for prisoners. It is the only ACS facility authorized to permanently incarcerate posttrial prisoners who are sentenced to death.

7-6. Although federal civilian penal institutions are not a part of the ACS, they may be used to confine prisoners. The Federal Bureau of Prisons administers and operates the federal penal system. Military prisoners whose disciplinary and adjustment records indicate a need for treatment that is available in a federal penal institution may be transferred to that system. Those scheduled for incarceration in a federal institution are first confined at the USDB and then transferred to the federal institution. (See AR 190-47 for more information.)

---

## **CORRECTIONAL FACILITIES**

7-7. Based on operational requirements and programs, HQDA (DAMO-ODL-C) determines where prisoners are incarcerated if they are sentenced to more than 30 days. The RCF provides short- and medium-term confinements, and the USDB provides long-term confinement.

7-8. The facility commander is responsible for the administration and operation of specialized correctional programs. The programs provide the professional evaluation, counseling, education, and administration needed to prepare prisoners for return to military or civilian life. Chapter 8 discusses procedures and guidelines for establishing FDFs and FCFs.

## **LEGAL RIGHTS AND REQUIREMENTS**

7-9. The UCMJ and local and service regulations govern the restraint and confinement of military personnel. The ACS provides legal, humane, and just treatment of prisoners throughout the confinement process, from pretrial confinement to sentence expiration.

## **PRISONERS' RIGHTS**

7-10. Soldiers do not automatically forfeit all of their rights upon confinement. Prisoners retain most of the rights guaranteed by the US Constitution, although perhaps to a lesser degree. The most important constitutional rights for prisoners are:

- First Amendment (freedom of speech and religion).
- Fourth Amendment (freedom against unreasonable search and seizure).
- Fifth Amendment (right against self-incrimination [Miranda Rights]).
- Sixth Amendment (right to counsel).
- Eighth Amendment (prohibition of cruel and unusual punishment).

## **CONFINEMENT REQUIREMENTS**

7-11. Prisoners in pretrial confinement are informed of the charges causing their confinement. Within 48 hours of their confinement (via their chain of command), a US magistrate reviews the circumstances of the confinement and determines whether continued pretrial confinement is necessary.

7-12. Individuals are accepted for confinement only on receipt of a court-martial order, a report of the trial results, or a confinement order. The convening authority ordering the execution of the sentence must issue the court-martial order. If a commissioned or warrant officer is placed in pretrial confinement, the confinement order originates with his commander. The confinement order is read to the soldier by a commissioned officer. An enlisted soldier may be pretrial confined by order of his commanding officer or any commissioned officer who has personal knowledge of the offense or has made inquiry into it.

7-13. Specific procedures for pretrial confinement are contained in local SOPs and local supplements to AR 27-10. A new confinement order is not needed to reconfine a soldier who is convicted at trial by court-martial following pretrial



confinement. A commander or the trial counsel, if such authority is delegated to him, can order the soldier into posttrial confinement with a report of the trial results.

## PRISONER STATUS

7-14. A prisoner or a pretrial detainee is informed of his status upon arrival at a confinement facility. His status is necessary in response to judicial proceedings and other actions. The following statuses pertain to US military prisoners:

- **Casual.** A casual prisoner is confined awaiting—
  - Further instructions from another command or military service.
  - Transfer to another facility.
  - Return to his unit.
- **Detained.** A detained prisoner (pretrial detainee) is an enlisted service member who is confined awaiting—
  - Charges to be filed.
  - The disposition of charges.
  - A trial by court-martial.
  - A trial by a foreign court.
- **Adjudged.** An adjudged prisoner has been sentenced in open court, but the convening authority has not approved the sentence.
- **Approved-adjudged.** An approved-adjudged prisoner's sentence has been approved and adjudged, but it has not been ordered into execution.
- **Sentenced.** A sentenced prisoner is serving a sentence that has been ordered into execution.
- **Officer.** An officer prisoner or an officer pretrial detainee is a commissioned or warrant officer on active duty who has been placed in confinement, but his sentence has not been ordered into execution.

## SEGREGATION

7-15. Segregate prisoners as follows:

- **Pretrial detainee.** A pretrial detainee is not treated the same as a posttrial prisoner whose status is adjudged, approved-adjudged, or sentenced. He has not been proven guilty of an offense. His confinement is not a punishment, but it ensures his presence for trial and prevents further misconduct. If possible, segregate his living and working areas from all other prisoners.
- **Officer.** An officer prisoner whose sentence has not been ordered into execution is entitled to certain rights and privileges. These privileges end when an officer's sentence begins and his status changes from an officer prisoner to a sentenced prisoner. House a posttrial officer prisoner in the general prisoner population.
- **Female.** A female prisoner or a female pretrial detainee is confined in a facility that is approved for housing women. If an on-post facility is unavailable, coordinate confinement with local officials who have a federally approved detention facility for women. A civilian facility may

---

only be used for pretrial or short-term, posttrial confinement. Segregate female prisoners from male prisoners except when they are participating in supervised classes, vocational education, or group counseling. Female correctional personnel supervise and control female prisoners in administration or disciplinary segregation. If two female guards are unavailable, use precautions when escorting a female prisoner. For example, use two male guards or one male guard and one female guard. Female prisoners are incarcerated in ACS facilities when directed by HQDA (DAMO-ODL-C).

## **CUSTODY AND CONTROL**

7-16. Custody and control are basic functions for every confinement or correctional facility. Facility personnel achieve and maintain custody and control by subjecting prisoners to a structured schedule of calls 24 hours a day.

### **CUSTODY MEASURES**

7-17. Custody is restricting a prisoner's freedom of movement by placing physical barriers on or around him. It is maintained within a facility by the presence of guards, walls, fences, protective lighting, alarms, and locking devices. Outside a facility, custody is maintained by the presence of supervisors and guards. Prisoners designated as trustees are afforded custody and control by the conditions placed on their parole agreement.

### **CUSTODY GRADES**

7-18. Each prisoner is assigned a custody grade (trustee, minimum, medium, or maximum) that designates the degree of supervision required to control his movements. The facility commander assigns custody grades to prisoners based on signs of emotional disturbance and instability, history of escape, drug addiction, violence, and access to sensitive material.

7-19. Custody grades are assigned based on the minimum level of control necessary. A custody grade can be changed at any time, and reclassification is based on continual observation and evaluation of the prisoner. Each prisoner is promptly advised of his custody grade.

7-20. For example, each incoming RCF prisoner is assigned a maximum custody grade for the first 72 hours of confinement. During that time, the correctional staff observes and evaluates the prisoner's behavior. At the end of the evaluation period, the staff reviews the prisoner's behavior and assigns the appropriate custody grade.

### **ADMINISTRATIVE SEGREGATION**

7-21. Sometimes, prisoners must be separated from the larger population for more intense custodial supervision. Facility commanders may authorize the segregation of prisoners individually or by groups. Administrative segregation is imposed for the benefit of the segregated prisoner(s) or the prisoner population. Prisoners may be placed in administrative segregation while awaiting the results of an investigation or for protective measures, medical reasons, or homosexual behavior.

7-22. Segregated prisoners requiring increased supervision are placed in close confinement and are escorted when they leave their cells. Privileges for administratively segregated prisoners are the same as those of prisoners not in close confinement. However, exceptions to this requirement are suicidal and disciplinary segregated prisoners (see the facility SOP for details).

7-23. Prisoners placed in administrative segregation can be kept in close confinement 24 hours a day or only at night. They must receive at least 60 minutes of exercise daily and can be employed if the work is consistent with the purpose of the segregation. A qualified mental-health professional interviews and prepares a written report on each inmate who is segregated more than 30 days.

### **CONTROL MEASURES**

7-24. Control is placing limitations on a prisoner's actions and behaviors. It is invoked by the correctional staff's insistence on a state of order and military discipline among the prisoners. Control is sustained by a consistent routine in daily lives. For example, prisoners are routinely required to provide a daily display of their clothing, equipment, and health and comfort supplies. Control is reflected in the disciplined appearance, bearing, and conduct of the prisoners and by their prompt obedience to rules, regulations, and orders.

### **DISCIPLINARY MEASURES**

7-25. Disciplinary measures are imposed on prisoners to correct deviant behavior and to protect other prisoners, the staff, and government property. Abusive measures are not imposed in the ACS. Prisoners are medically cleared before being placed in disciplinary segregation, which may not exceed 60 consecutive days. Prisoners undergoing disciplinary measures are not employed, except to clean their own quarters. They must receive at least 30 minutes of exercise each day if their behavior is manageable. Hand and leg irons or other restraining devices are used during movement outside the cell. Guards inspect prisoners in close confinement according to the facility SOP.

7-26. The imposition of disciplinary measures often begins with an objective disciplinary report. The report presents a detailed summary that addresses the who, what, when, where, why, and how of an incident. The facility commander has several options when he receives a disciplinary report. He may reduce the report to a memorandum of record, refer the prisoner for counseling, refer the case to a discipline and adjustment board, or recommend action under the UCMJ.

### **PROHIBITED PUNITIVE MEASURES**

7-27. The following punitive measures are prohibited:

- Clipping a prisoner's hair excessively close.
- Ordering the lockstep.
- Requiring silence at meals.
- Requiring a prisoner to break rocks.

- Using hand or leg irons, restraining straps or jackets, or shackles as punishment. (The FCF SOP gives authority for the use of these devices and specifies the circumstances warranting their use.)
- Removing a prisoner's underclothing or clothing or using other debasing practices.
- Flogging, branding, tattooing, or using any other cruel or unusual punishment.
- Requiring domicile in a tent as punishment.
- Ordering strenuous physical activity or body positions designed to place undue stress on a prisoner.
- Using hand or leg irons or belly chains that give the appearance of a chain gang.

## **EMERGENCIES**

7-28. Confinement facilities provide custody and control of prisoners during emergencies (fires, escape attempts, and other disturbances). Develop a formal emergency action plan and periodically review it to ensure that it is complete and current. Properly training custodial personnel and reviewing facilities and restraints can prevent or greatly reduce the possibility of escapes. Escapes result in emergency actions being executed and guards and prisoners taking immediate action according to the facility SOP.

7-29. Disturbances among prisoners may be a minor disorder, a major disorder, or a full-scale riot. Disorders and riots may be spontaneous disturbances or organized diversions for escape attempts. How a facility staff handles a minor disorder determines whether it is brought under control or escalates to major proportions. Disperse prisoners who are involved in a disturbance so that they cannot organize as a cohesive group. Once dispersed, prevent participants from rejoining the disturbance. Identify, isolate, and remove ringleaders from the disturbance as soon as possible.

## **MOVEMENT**

7-30. Prisoners have the best opportunity for escape while being moved from one place to another (outside the facility). Established and stringent custody and control measures reduce the likelihood of escapes. Procedures and techniques for moving prisoners can be modified as needed by the facility commander or the commander directing the movement.

7-31. When a prisoner is in pretrial confinement, his unit is responsible for escorting him to the confinement facility unless custody and control become integrity issues. The unit coordinates with the RCF for a briefing on custody and control procedures, future escort requirements, and the use of force.

7-32. Frisk each prisoner before he leaves the facility. Complete a DD Form 2708 (hard copy or electronic) for each prisoner escorted out of the facility. Move prisoners by motor vehicle, rail, air, or foot (if the distance is short enough to justify it and when other means of transportation are unavailable) (see STP 19-95C14-SM-TG).

## **CORRECTIONAL-TREATMENT PROGRAMS**

7-33. Correctional-treatment programs are based on and tailored to the custody, employment, education, and treatment needs of prisoners. Each prisoner and his treatment is professionally monitored. The goal of correctional-treatment programs is to return prisoners to civilian life as productive citizens or to the Army as productive soldiers.

7-34. Correctional-treatment programs provide a professional evaluation and study of each prisoner and his background. They provide for prisoners' health and welfare, include constructive work that teaches work skills, and administer individual and group counseling and therapy.

7-35. Each program specifies the custody grade and disciplinary requirements needed to achieve goals. The goals can be achieved by receiving no disciplinary reports, being involved in an established correctional-treatment plan, or obtaining other program objectives.

## **EVALUATION**

7-36. The facility commander, in conjunction with an evaluation board, determines a prisoner's custody grade and treatment program by a two-phase system. The first phase is to identify the needs that require immediate intervention, and the second phase is an ongoing evaluation of the prisoner while he is in confinement.

7-37. The board uses the following tools to begin its initial evaluation:

- The guard's observation report.
- The mental health's evaluation.
- The chaplain's evaluation.
- The medical officer's evaluation.
- The prisoner's personnel file.

7-38. The prisoner's custody grade and treatment program may change as additional information becomes available during his incarceration. The following aspects are considered and closely monitored during his entire confinement period:

- Employment.
- Education.
- Medical condition.
- Religious participation.
- Family and financial problems.

## **COUNSELING**

7-39. Counseling is a process in which behavioral problems are observed and guidance is provided to induce productive, useful behavior. Counseling programs are based on the type, size, and mission of a confinement facility, its staffing abilities, and AR 190-47. At a minimum, counseling is available for problem solving and crisis intervention. The ACS regional facilities and the USDB provide the following:

- Chemical abuse treatment.

- Anger management.
- Stress management.
- Adjunct therapy (such as Alcoholics Anonymous [AA] and Narcotics Anonymous [NA]).
- The impact of crimes on victims.
- Other programs consistent with staffing, professional support, and prisoner needs.

7-40. The RCF primarily relies on counseling/treatment programs available to all soldiers. Installations unable to provide basic regional counseling services request a waiver from HQDA (DAMO-ODL).

7-41. The counseling program in a correctional facility has two goals:

- Help prisoners set realistic goals and adjust to the confinement environment.
- Help prisoners gain problem-solving techniques and develop acceptable behavior.

7-42. The facility commander can choose counselors from assigned cadre. When possible, he selects experienced, mature NCOs who do not have a corrections background. He ensures that counselors are oriented to the missions, objectives, and operational procedures of the facility before they begin their counseling duties. Counselors must understand and be able to apply certain principles and concepts of human behavior and social values. They—

- Believe in the dignity and worth of an individual.
- Recognize that individuals are different.
- Understand that all behavior has meaning.
- Understand that individuals are the result of their environment and life experiences.
- Understand that attitude and behavior are related.
- Understand that there are always reasons or causes for changes in behavior.
- Believe that people have the capacity to change.
- Believe that people have a right to participate in decisions affecting their welfare.
- Understand that judging individuals in terms of right and wrong is not within their purview.
- Are objective and unbiased.
- Are alert for situations that exceed their capabilities and responsibilities, and if necessary, refer the prisoner for specialized counseling or problem solving.

7-43. Staff members identify and report prisoners who are—

- Escape-minded.
- Dangerous.
- Alcoholic.
- Drug-addicted.
- Sexually deviant.

- Suicidal.
- Emotionally disturbed (refer prisoners to mental health for evaluation).

7-44. Continuity is essential to a successful counseling program. Ideally, a counselor is assigned to a prisoner and continues to work with him throughout his confinement. The counselor makes contact with the prisoner within 48 hours of his inprocessing. The counselor completes necessary records (journal and worksheet) and initiates a follow-up plan. He maintains a case file on each prisoner that contains a record of counseling sessions, a personal-data sheet, observation reports, or other correspondence. High prisoner morale and the lack of disciplinary problems reflect a successful counseling program. The final test is a prisoner's satisfactory adjustment on his return to society. (See FMs 8-51 and 22-100 for more information on counseling.)

## **EMPLOYMENT AND EDUCATION**

7-45. Prisoners can be employed in tasks that benefit them and meet the needs of the facility. Education activities take priority over work projects. The USDB employment and education programs are key correctional tools for preparing prisoners to return to civilian life. The programs provide prisoners with marketable skills and self-confidence, and they teach the value of self-discipline. Job training opportunities range from unskilled, manual labor to highly skilled trades.

7-46. Close coordination between the facility commander and the garrison commander or his equivalent is maintained to establish worthwhile work projects for prisoners. The facility commander approves work projects and the assignment of prisoners to work projects. The employment section determines the best type of employment for each prisoner. The needs of the facility are considered along with the prisoner's—

- Education.
- Aptitude and achievement scores.
- MOS.
- Attitude and interests.

## **RECREATION**

7-47. Nonduty activities fill gaps between work and education activities and take up idle time that might otherwise be used for undesirable activities. Encourage prisoners to develop nonduty time interests, and when possible, set up a program to guide and direct nonduty activities. A prisoner's involvement in nonduty activities indicates that he is adjusting to confinement. Note and report soldiers who are not participating in nonduty activities.

7-48. Ensure that prisoners have access to a library and recreation facilities. Based on the commander's approval, prisoner recreation programs may include sporting events, hobbies, motion pictures, videotapes, and religious activities. Encourage prisoners to further their academic education by taking part in the facility's education program or through self-study courses offered by the Army Correspondence Course Program (ACCP).

## COMPENSATION, CLEMENCY, AND PAROLE

7-49. Prisoners who respond well to correctional treatment can be rewarded in several ways. The severity of their sentences may be lessened, their sentences may be reduced, or they may be granted greater freedom and more privileges. These rewards help maintain morale, discipline, and welfare.

### COMPENSATION

7-50. An inmate who is serving a sentence to confinement (other than a life sentence) can earn time off the sentence term by taking part in selected activities for which extra good-conduct time (EGCT) is authorized. The EGCT is an additional incentive to prisoners who demonstrate excellence in work, education, or vocation. It is awarded at the rate shown in Table 7-1. Only those prisoners who demonstrate ability, initiative, and productivity and meet the eligibility criteria for their assigned duties are recommended for EGCT.

**Table 7-1. Rates for EGCT**

Level	Description	EGCT
1	Prisoners continuously employed 1 to 5 months	1 day per month
2	Prisoners continuously employed 6 to 10 months	2 days per month
3	Prisoners continuously employed 11 to 15 months	3 days per month
4	Prisoners continuously employed 16 to 20 months	4 days per month
5	Prisoners continuously employed 21 to 25 months	5 days per month
6	Prisoners serving as assistant instructors or supervisor assistants (following attainment of Level 5) <sup>1</sup>	6 days per month
7	Trustees who have maintained Level 6 for 6 months <sup>2</sup>	7 days per month
<p><sup>1</sup>A prisoner (including a trustee) who loses his position as an assistant instructor or a supervisor assistant is reduced to Level 5 or the earning level held prior to elevation, whichever is less.</p> <p><sup>2</sup>The Level 7 increase is removed if a prisoner is removed from trustee status. He is reduced to Level 6 or the earning level held prior to elevation, whichever is less.</p>		

7-51. Additional EGCT can be authorized for participation in community service programs and special projects that support institutional goals or missions. It is awarded in a lump sum and does not exceed 3 days for any event or 5 days in any month.

### CLEMENCY

7-52. Clemency modifies the severity of a court-martial sentence and can be achieved through mitigation, suspension, or remission as follows. The facility commander makes recommendations concerning each prisoner's sentence if he has responded in a positive manner to correctional programs.

- **Mitigation.** Mitigation lessens the severity of a sentence.
- **Suspension.** Suspension is the granting of a probationary period that results in remission if it is completed successfully.
- **Remission.** Remission cancels the unexecuted part of a sentence to which the remission applies.



## PAROLE

7-53. A parole is based on conduct during confinement or on special circumstances. There are three types of paroles that a prisoner may be awarded—a parole, a temporary home parole (THP), and an emergency home parole (EHP):

- **Parole.** A parole serves as a transition between the strict supervision of confinement and the conditions most likely to ensure a prisoner's earliest assumption of responsibilities as a productive, law-abiding citizen.
- **THP.** A THP is a temporary release from confinement granted to strengthen family relationships, and it provides incentive and reinforcement to positive behavior and morale.
- **EHP.** An EHP is a temporary release from confinement due to an emergency, such as the death or critical illness of an immediate family member or a disaster.

7-54. The facility commander notifies victims and witnesses who are identified in the prisoner's correctional-treatment file (CTF) that a prisoner is being released from confinement (see AR 190-47, DOD Directive 1030.1, and DOD Instruction 1030.2). Notify victims and witnesses by the most direct means practicable before releasing a prisoner on THP or EHP. This allows the victim or witness the opportunity to respond, favorably or negatively, to the proposed release.

## CLEMENCY AND PAROLE BOARD

7-55. The facility commander appoints a permanent board that consists of at least three voting members (one officer and two enlisted). He may also assign nonvoting members to the board. The board considers factors involved in a prisoner's request for clemency or parole and recommends acceptance or rejection of the request to the Army Clemency and Parole Board.

## CORRECTIONAL STAFF

7-56. The ACS correctional staff consists of dedicated professionals who serve as positive role models for prisoners. Staff members include corrections NCOs and specialists (MP who have entered the corrections career program and received resident training in MOS 95C at the US Army Military Police School). Due to their close contact with prisoners, corrections NCOs and specialists must be firm, fair, and decisive. Their behavior and attitude form an integral part of the correctional-treatment process. Support personnel are experts in areas other than corrections, but their expertise plays an important role in the facility.

## CORRECTIONAL-SUPERVISION BRANCH

7-57. The chief, correctional-supervision branch (CSB) (senior corrections NCO)—

- Assists in the custodial operations of the facility.
- Supervises correctional and custodial personnel within the facility.

- Informs the facility commander of matters that affect the custody, control, and security of the facility.
- Ensures that rules, regulations, and SOPs are followed and enforced.

### **Guard Commander**

- 7-58. The guard commander—
- Supervises custodial personnel.
  - Is responsible for prisoner activities during his tour of duty.
  - Monitors custody, control, and security measures.
  - Ensures compliance with the schedule of calls.
  - Initiates emergency control measures.
  - Maintains the facility blotter.
  - Deals with situations involving prisoner admission in the absence of the chief, CSB, and the chief, prisoner services branch (PSB).

### **Prisoner Control Team**

7-59. The prisoner control team NCOIC performs many of the same duties in an I/R battalion module as in a garrison confinement facility. This specialized environment requires the same corrections background to respond to behavioral incidents requiring calm, decisive action. During I/R operations, the NCOIC is responsible for—

- Security.
- Accountability.
- Intelligence. Intelligence is information obtained through observation and reports submitted by guards who are in daily contact with prisoners. The best source of intelligence gathering for the CSB is the guard force.
- The guard force. There are two types of orders for the guard force—general and special. General orders apply to all guards, and special orders apply to particular posts and duties.
- Escape prevention. The MWDs can be used to track an escapee, but they cannot be used to apprehend him.

### **Cellblock Guards**

- 7-60. Cellblock guards—
- Maintain custody, control, and discipline of prisoners under their supervision.
  - Supervise all activities according to the schedule of calls.
  - Supervise the response to emergency action plans.
  - Conduct periodic inspections, searches, head counts, roll calls, and bed checks.

### **Close-Confinement Guards**

- 7-61. Close-confinement guards—

- Maintain custody and control of prisoners who are segregated from the general population due to inprocessing or administrative or disciplinary reasons.
- Accomplish activities within the schedule of calls, as applicable to the close-confinement area.
- Conduct 30-minute checks (or 15-minute checks for special-status prisoners) when a DD Form 509 is required.
- Ensure that all required signatures on DD Form 509 are obtained on a daily basis.

### **Dining-Facility Guards**

#### 7-62. Dining-facility guards—

- Maintain custody and control of prisoners during mealtime.
- Ensure that the dining-facility traffic plan is followed.
- Prevent congestion at condiment and juice areas.
- Account for silverware before and after a meal.
- Search prisoners before they leave the dining facility.

### **Employment Detail Guards**

#### 7-63. Employment detail guards—

- Maintain custody, control, and supervision of prisoners while on details.
- Ensure that work details are accomplished and safety precautions are observed.
- Maintain strict accountability of equipment and tools.
- Assist with frisks and strip searches of prisoners returning from details.
- Account for prisoners on details according to the schedule of calls.
- Track prisoners' locations at all times while on details.

### **Escort and Absent-Without-Leave Apprehension Guards**

#### 7-64. Escort and absent-without-leave (AWOL) apprehension guards—

- Maintain custody and control of prisoners while moving them to and from designated places.
- May be armed with a pistol if required and authorized by the facility commander.
- Are qualified with a pistol and trained in the use of force and the ROE.
- Are trained in firearms safety procedures necessary to transport prisoners by land, air, and sea.

### **Main Gate and Sally Port Guards**

#### 7-65. Main gate and sally port guards—

- Maintain custody and control of prisoners.
- Ensure that only authorized persons enter the facility.
- Inspect vehicles entering and exiting the facility.

- Inspect packages.
- Conduct inventories of items entering and exiting the facility.
- Require noncustodial personnel to register on sign-in logs.

### **Visitor Room Guards**

#### 7-66. Visitor room guards—

- Maintain custody and control of prisoners during visits by family members and other authorized persons.
- Detect violations of rules and regulations, improper behavior, and contraband.
- Position themselves in inconspicuous places and observe conversations rather than listening to them.
- Identify and report infractions, which may be grounds for terminating visits.

### **Hospital Guards**

#### 7-67. Hospital guards—

- Maintain custody and control of prisoners while escorting them to and from medical appointments and during hospitalization.
- Ensure that rooms are clear of contraband.
- Prevent unauthorized communications.

### **Tower Guards**

#### 7-68. Tower guards—

- Maintain custody and control by observing specific sectors of the perimeter.
- Are briefed on the use of force and are familiar with a 12-gauge shotgun.
- Ensure that contraband is not passed through the fence.
- Provide protection for compound guards.

### **TRAINING**

#### 7-69. Personnel assigned to a confinement facility are oriented and trained in the procedures of custody and control. The formal training program includes—

- Supervisory and interpersonal communications skills.
- Self-defense techniques.
- Use of force (priorities of force).
- Weapons qualification (see DA Pam 350-38).
- First aid.
- Emergency action plans.
- Facility regulations.
- Riot control techniques.

## **SUPPORT PERSONNEL**

7-70. Support personnel in a confinement facility include chaplains, medical personnel, the SJA, and the IG. They perform the same functions as support personnel in a garrison.

## **PRISONER SERVICES BRANCH**

7-71. The chief, PSB—

- Supervises the administrative concerns of the facility.
- Maintains records and forms.
- Computes sentences.
- Manages property and funds.
- Processes prisoners for transfer or release.
- Monitors admissions, services, THPs, EHPs, and the victim/witness program.
- Advises the facility commander of administrative concerns involving prisoners.

7-72. Some administrative procedures at ACS facilities are unique to confinement and corrections operations. Key procedures include inprocessing prisoners, maintaining records and forms, computing sentences, managing property and fund accounts, and transferring and releasing prisoners. In addition to ensuring the day-to-day functioning of facilities, these procedures have a direct impact on prisoner discipline and morale. A prisoner's first contact with the facility staff is during admissions processing, when he is briefed on the facility rules and his legal rights.

## **ADMISSION PROCEDURES**

7-73. Prisoners begin their confinement by inprocessing. Segregate newly confined prisoners from the main prisoner population until they are processed according to the following guidelines:

- Check the DD Form 2707 for accuracy.
- Search and segregate authorized and unauthorized property.
- Strip-search each prisoner.
- Issue appropriate health and comfort supplies to each prisoner, and complete DD Form 504.
- Photograph and fingerprint each prisoner.
- Complete individual prisoner forms.
- Inform prisoners of their visitation rights.
- Arrange for a medical officer to examine each prisoner within 24 hours of confinement, and complete DD Form 503.

## **CORRECTIONAL-REPORTING SYSTEM**

7-74. The Correctional-Reporting System (CRS) is the primary means of information management within the ACS. (See AR 190-47 for more information.)

---

## REQUIRED REGULATIONS AND FORMS

7-75. Each facility must have a complete, current set of regulations covering correctional administration. The facility commander ensures that the facility is part of the publications distribution system. The following regulations and publications must be available:

- AR 15-130.
- AR 190-14.
- AR 190-47.
- AR 210-174.
- AR 633-30.
- Misc Pub 27-7.
- UCMJ.

7-76. Confinement facilities use a variety of forms to maintain records and reports. The following forms must be available:

- DA Form 1124.
- DA Form 1125-R.
- DA Form 1128.
- DA Form 1129-R.
- DA Form 1130-R.
- DA Form 1131-R.
- DA Form 1132-R.
- DA Form 1134-R.
- DA Form 1135-R.
- DA Form 3078.
- DA Form 3955.
- DA Form 3997.
- DD Form 2 (ACT).
- DD Form 499.
- DD Form 503.
- DD Form 504.
- DD Form 506.
- DD Form 509.
- DD Form 515.
- DD Form 2707.
- DD Form 2710.
- DD Form 2718.
- Federal Bureau of Investigation (FBI) Form FD-249.

## CORRECTIONAL-TREATMENT FILE

7-77. Establish a CTF within the first 72 hours of confinement, and maintain it throughout the confinement period. (See AR 190-47 for more information.)

## SENTENCE COMPUTATION

7-78. Compute sentences according to AR 633-30 and DOD Directive 1325.4. The facility commander ensures that selected corrections NCOs working in the PSB are properly trained to compute sentences. Incorrect computations result in incorrect release dates and can violate a prisoner's legal rights. The rate of earnings for good-conduct time is calculated based on the prisoner's length of confinement, including pretrial time (see Table 7-2).

**Table 7-2. Rates for Good-Conduct Time**

Length of Sentence	Good-Conduct Time
Less than 1 year	5 days for each month of the sentence
1 year to less than 3 years	6 days for each month of the sentence
3 years to less than 5 years	7 days for each month of the sentence
5 years to less than 10 years	8 days for each month of the sentence
10 years or more, excluding life	10 days for each month of the sentence
<b>NOTE: If the term of confinement is reduced or if an additional sentence increases the term of confinement, recompute the good-conduct time at the abatement appropriate to the new term of confinement.</b>	

## PERSONAL PROPERTY AND FUNDS

7-79. Prisoners are permitted to place personal property in safekeeping if it is not authorized for retention by the facility commander. Without an exception, the number of items stored cannot exceed the capacity of a 12- by 16-inch envelope. Account for personal property and funds according to AR 210-174, and place the funds in the prisoners' deposit fund. The facility commander appoints (in writing) a commissioned officer, a warrant officer, or a DA civilian as the custodian of the prisoners' property and funds. The appointee must be bonded as outlined in AR 600-13.

7-80. The custodian safeguards prisoners' property and funds in trust. With few exceptions, any action involving property or funds requires the prisoner's authority and consent. The exceptions to this rule are as follows:

- The Internal Revenue Service (IRS) can levy a prisoner's personal deposit fund to satisfy delinquent federal income taxes.
- Property that has evidentiary value is subject to impounding. When the property is taken from a prisoner, disposition is made only by instructions received from a competent authority. (See AR 190-22 for more information.)
- Property of an escapee is disposed of according to DOD 4160.21-M.

## PROCEDURES

7-81. A system of internal controls is used to protect prisoners' property and funds, to ensure the accuracy of records, and to promote efficiency in operations. The custodian and the correctional staff must ensure that prisoners are denied access to property and funds (their own and other prisoners'). Staff members inventory the prisoners' property and list the items

---

on DA Form 1132-R (five copies). (See ARs 190-47 and 210-174 for detailed procedures.)

7-82. Dispose of an escapee's or a deceased prisoner's personal property according to ARs 630-10 and 700-84. The facility commander or the installation commander appoints a disinterested officer to audit the prisoner's personal property. When the audit is complete, the officer signs a DA Form 1132-R in lieu of and for the prisoner.

7-83. A prisoner's sentence determines if and how much he is paid. Prisoners are not allowed to have money in their possession. All money received while in confinement is deposited in the prisoners' deposit fund, which is a trust fund. It contains the personal funds of all the prisoners in the facility. The fund's balance equals the total of the individual accounts on the ledger.

7-84. Take all money from each prisoner during processing. Deposit US currency and US government paychecks in his deposit fund. Prepare a DA Form 1124 (in triplicate) that lists all the money received for deposit, and issue a receipt for personal checks surrendered by the prisoner.

7-85. Deposit all cash receipts in the name of the fund, and make daily deposits when practical. Ensure that checks received by prisoners while in confinement are endorsed immediately for deposit to the fund, and promptly deposit the checks in the bank for collection.

7-86. When a prisoner is transferred from one confinement facility to another, transfer his personal deposit fund to the receiving facility. When a prisoner is released and his personal deposit fund is \$50 or less, pay the entire amount to him in cash. If the balance is more than \$50, issue the balance of his personal deposit fund in the form of a check.

### **PETTY-CASH FUND**

7-87. The USDB commandant and the RCF commander are authorized to set up a petty-cash fund, which provides prisoners with cash to make minor purchases. The commandant or the commander determine each prisoner's contribution to the petty-cash fund, and the amount is drawn from each prisoner's personal deposit fund. The commandant or the commander sets the limit, in writing, on the amount of money in the petty-cash fund.

7-88. Expenditures from the petty-cash fund may not exceed \$50 for anyone authorized expenditures except when the prisoner is released from confinement. When a petty-cash disbursement is made to a prisoner, he submits a DA Form 1128 to the cashier of the petty-cash fund.

### **MAIL AND CORRESPONDENCE**

7-89. The correctional staff keeps a record of each prisoner's mail, correspondence, and authorized correspondents on DD Form 499. They conduct inspections to control trafficking of contraband, money, and valuables. Incoming and outgoing mail is normally inspected but not read. However, it can be read, rejected, or censored if the facility commander has probable cause to believe that it contains plans for criminal activities or escapes, codes or plans for activities in violation of facility rules, requests for prohibited gifts or



money, or obscenity. If a prisoner's mail is being censored or rejected, notify him of the decision and provide the author of the letter a reasonable opportunity to appeal the decision. An official, other than the person who originally disapproved the correspondence, decides appeals, and the appellate official's decision is final. (See AR 190-47 for more information.)

7-90. Different rules apply to inspecting and reading privileged mail. Privileged mail can be opened and inspected to control contraband, money, and valuables and to verify authenticity; but it cannot be read. If a letter qualifies as privileged mail, it is usually delivered to the prisoner unopened. If privileged mail is opened, it must be opened in the presence of the prisoner and a commissioned officer, an NCO (E7 and above), or a civilian (GS7 and above). Privileged mail consists of correspondence between prisoners and—

- The President or his representative.
- The Vice President or his representative.
- A member of Congress or his representative.
- The US Attorney General or his representative.
- The Judge Advocate General or his representative.
- The prisoner's defense counsel or an attorney of record.
- A chaplain or a clergy when recommended by the installation chaplain.

## SUPPORT PERSONNEL

7-91. Support personnel aid the correctional process in numerous areas as follows:

- **Chaplain.** The chaplain promotes the spiritual and moral welfare of prisoners through worship services; special religious activities; counseling; and emphasis on moral, ethical, spiritual, and social values.
- **Medical activity.** The commander of the local medical activity provides medical services for prisoners. Medical services include the services of psychiatrists, psychologists, and social workers. They provide professional evaluations of prisoners and help develop correctional-treatment programs. The medical-activity commander coordinates with the PM and the facility commander to ensure that custody and control measures conform to medical requirements.
- **IG.** The IG may assist the facility commander by investigating complaints, allegations, and charges. These actions frequently provide a basis for corrective action and discourage unfounded allegations by prisoners. The PM and the facility commander establish and maintain close liaison with the IG.
- **SJA.** The SJA serves as the legal advisor to the commander and the staff. The SJA plays a major role in correctional treatment and administrative activities. He provides legal advice and assistance to the PM and the facility commander, legal assistance to prisoners when consistent with professional responsibility requirements, and official information to prisoners about the status of cases and sentences as prescribed by law and regulation. The SJA coordinates with the US

Trial Defense Service, an independent legal organization, to ensure that prisoners have independent legal advice relating to military justice.

- **AG.** The AG processes recommendations for administrative elimination of prisoners without a punitive discharge from the service. He advises the facility commander and unit commanders on processes and procedures.
- **Technical service.** Technical service provides support to education and employment programs. Work programs permit on-the-job training for prisoners in carpentry, mechanics, painting, and masonry. They may also include skilled tasks required to maintain and operate the installation.

## TRANSFER AND DISPOSITION PROCEDURES

7-92. The transfer of a prisoner or a pretrial detainee refers to his relocation from one confinement facility to another to continue a sentence. AR 190-47 provides detailed guidance on the administrative and operational processing required for a prisoner transfer.

7-93. A prisoner or a pretrial detainee is released from confinement only with the proper authorization. At the USDB and the RCF, the installation commander can authorize the facility commander to authenticate DD Form 2718. A prisoner or a pretrial detainee is released for the following reasons:

- A causal prisoner is returned to his unit.
- The charge is dismissed.
- Parole or clemency is granted.
- Pretrial confinement is no longer deemed necessary.
- The sentence expires.
- The sentence is mitigated, suspended, or remitted.

7-94. A confined prisoner—

- Can be kept in confinement and a new confinement order can be issued if he completes a sentence and has additional charges pending.
- Is released from confinement if he is adjudged and completes a sentence before determination is made to punitively discharge him. However, he remains subject to military jurisdiction until the sentence is approved and the discharge is executed.
- Is released from confinement when he completes a sentence that includes a punitive discharge or a dismissal.
- Is released from confinement if his sentence is mitigated or remitted by the convening authority or another competent authority.
- Cannot be released from confinement until a release order is executed if a court-martial renders a decision of not guilty while he is confined.
- Cannot be released from confinement until a release order is executed if the charges are withdrawn.
- Can be retained under military jurisdiction after release for treatment of an illness or an injury that occurred or was aggravated during military service or confinement.

## **LOGISTICS**

7-95. Confinement facilities provide supplies for prisoners during their incarceration and for the correctional staff during their daily tour of duty. The quality of treatment programs and the morale of prisoners and staff are directly affected by the availability of supplies.

7-96. Unit commanders ensure that soldiers in pretrial status have the necessary clothing when they enter confinement. Prisoners confined in outside continental United States (OCONUS) confinement facilities wear a battle dress uniform (BDU), and those confined in CONUS facilities wear a distinctive prisoner uniform as prescribed in CTA 50-900. Prisoners are also issued two blankets, two sheets, one pillow, and one pillowcase.

7-97. The supply branch issues general and janitorial items to prisoners and staff as needed. Items include mops, buckets, brooms, cleansers, and office supplies.

## **FOOD SERVICE SUPPLIES**

7-98. Food service operations are important for maintaining morale and discipline. Provide prisoners wholesome, sufficient food that is prepared from the Army master menu. Supply them with a full complement of eating utensils (fork, knife, and spoon). Prisoners in close confinement and those who have lost privileges can be denied supplemental rations as described in the Army master menu.

## **HEALTH AND COMFORT SUPPLIES**

7-99. The facility commander ensures that basic supplies are available for prisoners to maintain personal hygiene and comfort. Health and comfort supplies are issued to new prisoners during inprocessing and regularly thereafter. Prisoners request additional supplies on DD Form 504, and they receive the supplies gratuitously if they are in a nonpay status. Basic supplies include haircuts, postage stamps, safety razors, bath soap, toothbrushes, toothpaste, and shoe polish.

7-100. A physical inventory is reconciled and balanced monthly (minimum) with the previous inventory, supplies received, and supplies issued to prisoners. The facility commander or a designated representative verifies the inventory in writing.

## **SUPPLY SERVICES**

7-101. Supply functions in a confinement facility are the same as those in other military units. However, stronger security measures are necessary to prevent certain supplies and equipment from falling into the hands of prisoners.

7-102. Weapons, ammunition, and emergency equipment (protective masks and hand and leg irons) must be stored in maximum-security, locked racks or cabinets in a room that is located away from prisoner areas. Guards draw weapons and ammunition as needed, and the staff keeps records of all transactions. To reduce hazards, set up an area for loading and unloading weapons outside the facility.

---

## **MEDICAL AND DENTAL TREATMENT**

7-103. The facility commander establishes a close liaison with commanders of local medical and dental facilities to ensure their full support of the confinement facility. He ensures that prisoners receive the same medical and dental care as other soldiers.

7-104. Medical officers or other medically trained personnel conduct sick call, perform emergency medical treatment, and dispense medication. Hold sick call daily at a time that does not interfere with duties and training of prisoners. Medical examinations and treatment usually require using instruments and medications that can cause custody and control problems. Secure medications and equipment when they are not in use, and inventory them frequently.

7-105. Corrections NCOs dispense medication to prisoners in cellblocks, supervise the ingestion or application of the medication, and maintain a medication issue register. When possible, use qualified medical personnel to dispense prescription medication.

## Chapter 8

# Battlefield Confinement of United States Military Prisoners

In a mature TO, MP may operate FDFs and FCFs to hold US military prisoners and pretrial detainees in short-term pretrial or posttrial confinement. Posttrial confinement includes temporary custody of prisoners until they are evacuated to permanent facilities and custody of prisoners with short-term sentences as determined by the combatant commander. Leaders tasked with performing US military prisoner operations must be familiar with the doctrine in this chapter and Chapter 7, the policies outlined in AR 190-47, the ACS, and the tasks described in STP 19-95C14-SM-TG.

## PLANNING

8-1. There are two types of battlefield facilities—FDF and FCF. When the combatant commander makes the decision to retain prisoners in the TO, FDFs are set up in the CZ and an FCF is set up in the COMMZ. Prisoners are evacuated from one facility to another according to established guidelines and available facilities (see Figure 8-1, page 8-2).

8-2. The MP plan US military prisoner operations to meet the needs of the combatant commander. The commander may decide to establish facilities throughout the TO if he encounters any of the following:

- The projected or actual amount of prisoners exceeds the unit's handling capability and may interfere with military operations.
- The distance between the TO and the CONUS/OCONUS facility is too great and makes evacuation impractical.
- Transportation assets are unavailable for expeditious evacuation to other facilities.
- The length of military operations and the maturity of the TO enable facilities to be established.
- The facilities are necessary to meet other operational needs.

8-3. The PM is a key player and assumes an important role by keeping the combatant commander informed throughout the planning process. The PM coordinates with the SJA, civil affairs (CA), the HN, the appropriate echelon coordinating staff, and the major subordinate commands before recommending that US military prisoner facilities be established. During the planning process, the PM must determine—

- The date a facility is required.
- The location of an FCF in the COMMZ.
- The resources and logistical support needed to construct and operate a facility.

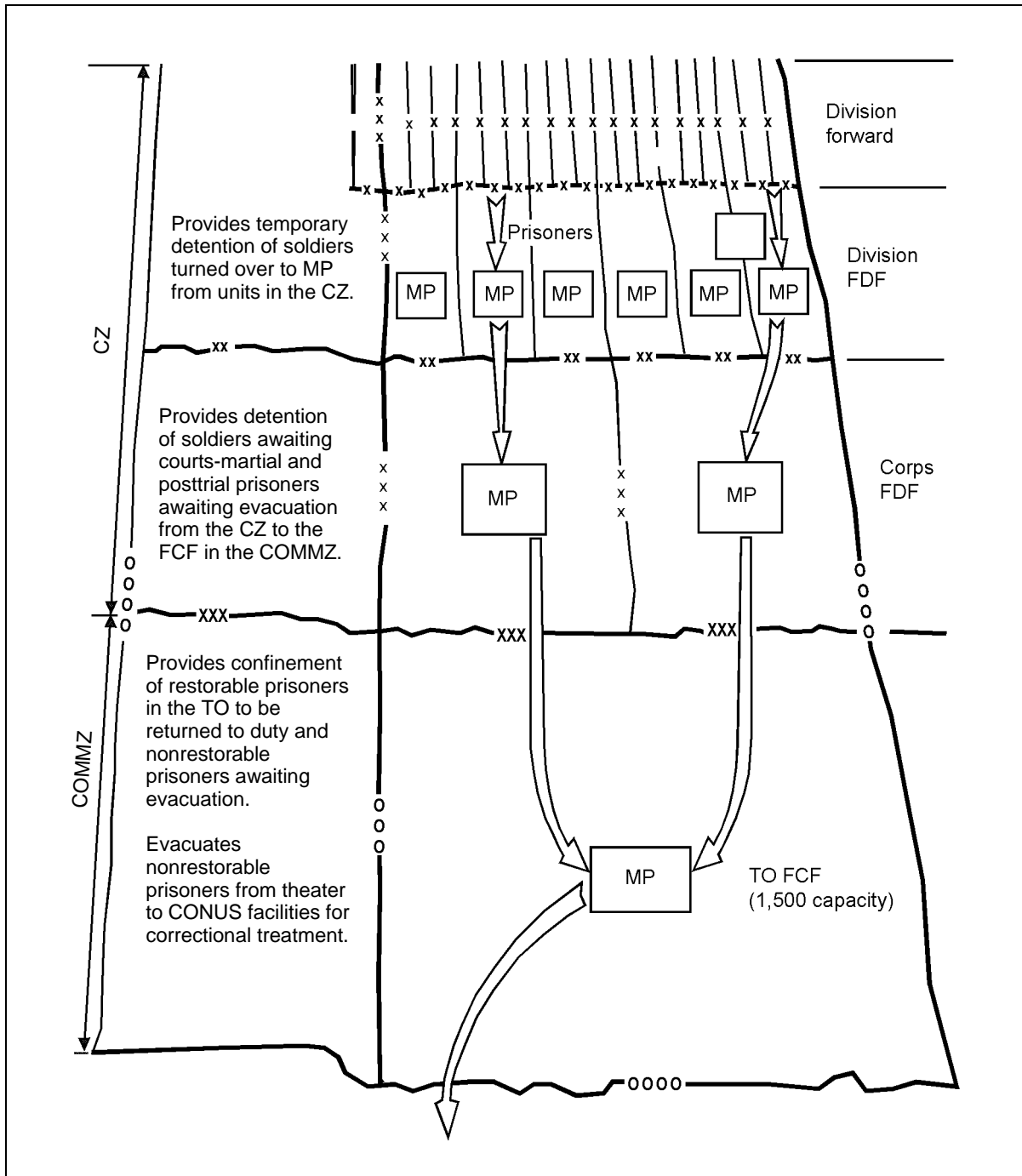


Figure 8-1. TO Confinement Evacuation Flow

- The availability of MP forces (CS MP forces in the TO or an I/R MP unit deployed from CONUS).
- The type of prisoners to be interned (pretrial, posttrial, and multiservice).
- The evacuation requirements and other prisoner-specific considerations.
- The requirements of division and corps FDFs and other requirements that may impact on the operation.

## **FIELD DETENTION FACILITY**

8-4. In the CZ, division and corps PMs are responsible for the location, setup, and operation of FDFs for as long as necessary. The MP use FDFs to detain soldiers until they can be tried, sentenced to confinement, and evacuated from the area. Soldiers awaiting trial remain in their units if possible. When the UCMJ requirements of Rules for Courts-Martial (RCM) 305 are met, soldiers are placed in pretrial confinement and retained by MP. Per RCM 305, no one can be ordered into pretrial confinement except for probable cause. Probable cause to order pretrial confinement exists when there is a reasonable belief that—

- An offense triable by court-martial has been committed.
- The person confined committed it.
- Confinement is required by the circumstances. For example, less severe forms of restraint are inadequate or it is foreseeable that the prisoner will engage in serious criminal misconduct or will not appear at trial, pretrial hearing, or investigation.

8-5. When operating an FDF, MP sign a receipt for each prisoner (DD Form 2708) and his property (DA Form 4137). Use existing structures for FDFs if possible. If tents are used, they should be as large as a GP medium tent. Plans for establishing an FDF should include the following list of equipment and supplies:

- Barbed wire and concertina.
- Fence posts.
- Gates and doors.
- Floodlights and spotlights.
- A generator.
- Food service and cleaning equipment.
- Water cans or lister bags.
- First aid equipment and supplies.
- Clothing and bedding.

## **FIELD CONFINEMENT FACILITY**

8-6. The MP establish an FCF in the COMMZ to detain soldiers placed in short-term custody during pretrial or posttrial or while in transit to another facility. An FCF can be a semipermanent or permanent facility, and it is more complex and elaborate than an FDF. A CS MP unit or an I/R MP unit can be tasked with operating an FCF. The respective unit commander uses the

military decision-making process (MDMP) to determine tasks that are necessary to accomplish the mission. Some considerations are—

- Location.
- Construction.
- Setup.
- Processing.
- Classification.
- Identification.
- Clothing.
- Subsistence.
- Dining facilities.
- Medical facilities.
- Sanitation.
- Discipline.
- Control.
- Administration.
- Emergency planning and investigations.
- ROI.
- Use of force.
- Escape.
- Transportation.
- Transfer and disposition of prisoners.

## **LOCATION**

8-7. The PM coordinates with engineers, the SJA, the HN, and the coordinating staff before selecting an FCF site. He ensures that the FCF is located away from perimeter fences, public thoroughfares, gates, headquarters, troop areas, foliage, and wooded areas. The location depends on several factors, such as—

- The availability of logistical assets (transportation and medical facilities).
- The availability of terrain and preexisting structures.
- The enemy situation.
- The battlefield layout.
- LOC.
- METT-TC.

## **CONSTRUCTION**

8-8. The construction of an FCF depends on the availability of existing structures, the work force, and materiel. Use preexisting facilities to the maximum extent possible. If they are unavailable, coordinate with engineers to construct a facility that meets security and safety requirements. If a CS MP unit is tasked to construct an FCF, request supplies and materiel through the established supply channels. An I/R MP unit requires engineer support to



construct guard towers, fences, and perimeter roads and to repair unimproved roads.

## SETUP

8-9. The FCF setup corresponds with established standards as outlined in AR 190-47. The physical layout includes facilities for administration, housing, and training (if required) as well as recreation and work areas (if available). The facilities and areas are secure against escape. Figure 8-2 shows a sample FCF setup.

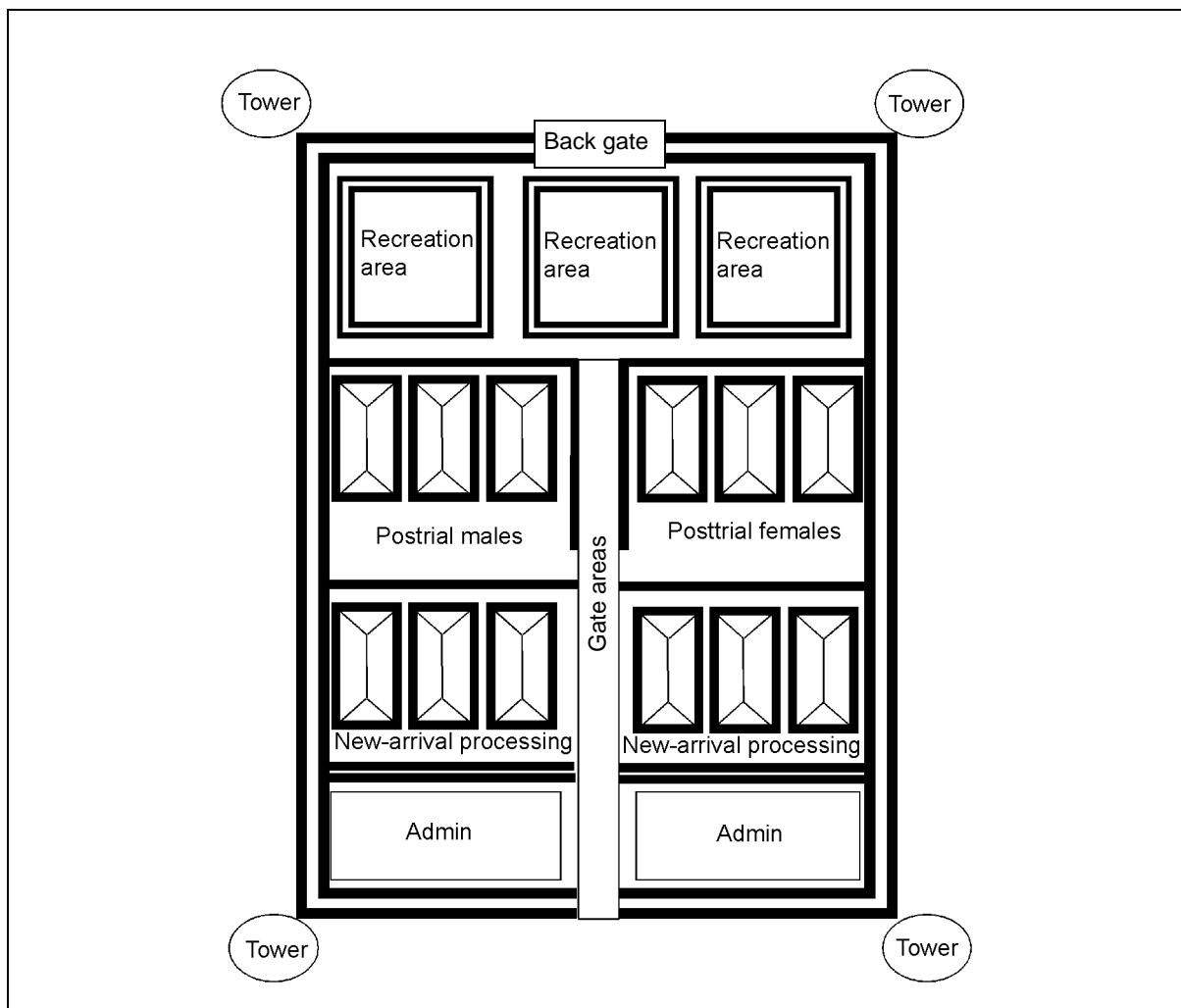


Figure 8-2. Sample FCF Setup

## PROCESSING

8-10. Processing begins when the control of a prisoner is transferred from a non-MP unit to an MP unit or from an MP unit to another MP unit. Each time control is transferred, the receiving organization signs a receipt for each prisoner (DD Form 2708) and his property (DA Form 4137).

8-11. Prisoners begin their confinement by inprocessing into the facility. If a confinement detachment is available, it performs all tasks related to inprocessing prisoners. Otherwise, the MP unit commander performs inprocessing with organic assets. Part of the inprocessing procedure is to help prisoners integrate into the confinement environment. Process each newly confined prisoner according to the guidelines in Table 8-1.

**Table 8-1. Processing a US Military Prisoner**

Station	Purpose	Responsible Individuals*	Actions
1	Search	MP	Escort prisoner and property. Conduct same-gender strip search. Accomplish this before he enters the processing area unless conditions prohibit it. Supervise his movement to the next station.
2	Property inventory	MP	Inventory personal property. List items on DA Form 1132-R. Place items in a container or on a tray. Mark items with his name and SSN. Secure items in a storage area. Confiscate his money, and record it on DA Form 1124. Supervise his movement to the next station.
3	Administrative processing	Processing clerk and MP	Initiate a CTF. Complete individual prisoner forms (see Chapter 7). Supervise his movement to the next station.
4	Photography and fingerprinting	MP	Fingerprint and identify him, and record the information on a fingerprint card. Photograph him with instant film. Use a photographic name board (black background with white characters). List his SSN and name at the bottom center. Attach the photograph to his CTF. Supervise his movement to the next station.
5	Personal hygiene	MP	Allow him to shower, shave, and get a haircut. Supervise his movement to the next station.
6	Medical evaluation	Medical personnel and MP	Examine him within 24 hours of arrival at the confinement facility. Complete DD Form 503. Supervise his movement to the next station.
7	Records review	MP	Review processed records for completeness. Escort him back to processing stations as needed. Prepare and maintain an accountability roster. Supervise his movement to the next station.
*The number of people used to perform tasks depends on the number of prisoners and the time available.			

**Table 8-1. Processing a US Military Prisoner (continued)**

Station	Purpose	Responsible Individuals*	Actions
8	Briefing	MP	Brief him on rules and regulations and visitation and correspondence rights. Supervise his movement to the next station.
9	Movement	MP	Move him to a secure area.
*The number of people used to perform tasks depends on the number of prisoners and the time available.			

8-12. Ensure that all newly assigned prisoners complete training, as soon as possible, that explains the—

- Facility rules and regulations.
- Counseling procedures.
- UCMJ.
- Disciplinary authority and procedures.
- Work assignments.
- Complaint and grievance procedures per AR 20-1.

8-13. Orient pretrial prisoners and officers on their status, rights, and privileges, including the following:

- They are required to participate in correctional orientation and treatment programs that ensure their control, custody, employment, training, health, and welfare as determined by the facility commander.
- Officer and NCO prisoners will not exercise command or supervisory authority over others. They will comply with facility rules and regulations to the same extent as other prisoners. They are not permitted special privileges normally associated with their rank.

## **CLASSIFICATION**

8-14. Prisoners are classified into two categories—pretrial and posttrial. Separate pretrial prisoners (males and females) from posttrial prisoners. Posttrial prisoners include those retained during short-term sentences and in-transit prisoners who are being evacuated to another facility.

## **IDENTIFICATION**

8-15. Take two front and two profile photographs of each prisoner. Use a name board, if available, and place his last name, first name, and middle initial on the first line and his social security number (SSN) on the second line. Add a prisoner registration number on the third line if desired. (See AR 190-47 for fingerprint card requirements.)

## **CLOTHING**

8-16. Prisoners wear a BDU without rank insignia during incarceration. Return personal clothing and other articles to prisoners per AR 700-84 as determined by the facility commander. Issue clothing to prisoners, except officers, according to AR 700-84 and CTA 50-900. Maintain a DA Form 3078 on prisoners with less than 6 months active-duty service and prisoners who

receive clothing on an issue-in-kind basis. Provide organizational clothing within the allowances prescribed in AR 710-2 and CTA 50-900. Launder and dry-clean clothing for prisoners (except officers on pay status) without charge per AR 210-130. Dispose of clothing and personal property according to AR 190-47.

## **SUBSISTENCE**

8-17. Provide prisoners with wholesome, sufficient food that is prepared from the Army master menu, and supply them with a full complement of eating utensils. The facility commander can deny eating utensils for security or other reasons. Prisoners in close confinement and those who lost privileges associated with approved disciplinary action can be denied supplemental rations as described on the Army master menu. The facility commander can authorize alternate meal control procedures to prevent injury when a prisoner abuses food. The procedures require documentation in the facility blotter and concurrence of a medical officer, and they will not exceed 7 days.

## **DINING FACILITIES**

8-18. Dining facilities can be organic to the unit operating the FCF, or they can be set up through the appropriate contracting procedure. The facility commander decides the best feeding method to sustain prisoners based on the available dining facilities and the logistical and HN support.

## **MEDICAL TREATMENT**

8-19. Medical personnel in support of the FCF provide medical, dental, and mental-health care or referral; limited counseling; and social services. Except in matters requiring protection of medical information, the facility commander provides medical observations and recommendations concerning correctional-treatment requirements. Medical officers, nurse clinicians, or PAs—

- Conduct a daily examination of each prisoner in close confinement.
- Perform a medical examination to determine the fitness of a newly confined prisoner or a prisoner who has been outside military control for more than 24 hours. Complete the examination within 24 hours of a prisoner's arrival or return to confinement.
- Test each prisoner for HIV and TB within 3 duty days after initial incarceration. Record test results on DD Form 503.

## **SANITATION**

8-20. An Army Medical Department (AMEDD) representative, a PVNTMED NCO or officer, an environmental-science officer, a sanitary engineer, or a medical entomologist inspects the facility monthly. This inspection ensures that the operation meets PVNTMED standards. The inspector provides a copy of the inspection results to the facility commander. (See AR 190-47 for further guidance.)

8-21. Ensure that all prisoners bathe and follow basic personal-hygiene practices to prevent communicable diseases. Enforce high sanitation standards in facilities where prisoners share latrines and showers.

---

## DISCIPLINE

8-22. Public law and AR 190-47 authorize facility commanders to—

- Restrict the movement and action of prisoners.
- Take action to maintain control as required.
- Protect the safety and welfare of prisoners and other personnel.
- Ensure orderly operation and administration of the FCF.

8-23. A prisoner is considered in an on-duty status except during mandatory sleeping hours, mealtimes, and reasonable periods of voluntary religious observations (as determined by the facility commander in coordination with the facility chaplain). A prisoner who is denied recreation time as part of an administrative disciplinary action may be required to perform recreation time duties as deemed necessary by the appropriate authority. Recreation time duties are not considered extra duty. Privileges are withheld from prisoners on an individual basis, without regard to custody requirements or grade and only as an administrative disciplinary measure authorized by AR 190-47. The attractiveness of living quarters and the type and amount of material items that can be possessed by prisoners may differ by custody grade to provide incentives for custody elevation. Prisoners are denied the privilege of rendering the military salute. Pretrial prisoners will salute when they are in the appropriate service uniform.

8-24. Authorized forms of administrative disciplinary action and punishment are described in AR 190-47 and the UCMJ. Constantly review procedures, rules, regulations, living conditions, and similar factors affecting discipline for violations and disciplinary problems. Physical and mental punishments are strictly prohibited. Authorized administrative disciplinary actions (listed in ascending order) and are as follows:

- A written or oral reprimand or warning.
- Deprivation of one or more privileges. Visits can be deprived or restricted as a disciplinary action only when the offense involves a violation of visitation privileges. Restrictions on mail cannot be imposed as a disciplinary measure.
- Extra duty. Extra duty on work projects cannot exceed 2 hours per day for 14 consecutive days. It cannot conflict with regular meals, sleeping hours, or attendance at regularly scheduled religious services.
- Reduction of custody grade or classification.
- Segregation. Segregation can be imposed for an indefinite period, but it normally should not exceed 60 consecutive days. Tell prisoners why they are being segregated and that they will be released when the segregation has served its intended purpose. Segregated prisoners receive the same diet as other prisoners. Withhold nonessential food items, such as soft drinks and candies, that are in addition to the diet stipulated by the Army master menu.
- Forfeiture of all or part of earned good-conduct time or EGCT according to AR 633-30. The forfeiture need not specify whether it is good-conduct time or EGCT. Both forms of abatement satisfy forfeiture; however, take good-conduct time before taking EGCT.

8-25. The facility commander is authorized to administer punishment, and he can delegate the authority to a subordinate officer (captain [CPT] or above) for minor punishments. The first field grade commander in the chain of command can impose major punishment when delegated authority by the first general officer in the chain of command. The following are prohibited punitive measures:

- Clipping a prisoner's hair excessively close.
- Ordering the lock-step.
- Requiring silence at meals.
- Requiring a prisoner to break rocks.
- Using hand or leg irons, restraining straps or jackets, or shackles as punishment. (The FCF SOP gives authority for the use of these devices and specifies the circumstances warranting their use.)
- Fastening a prisoner to a fixed or stationary object.
- Removing a prisoner's underclothing or clothing or using other debasing practices.
- Flogging, branding, tattooing, or using any other cruel or unusual punishment.
- Requiring domicile in a tent as punishment.
- Ordering strenuous physical activity or body positions designed to place undue stress on a prisoner.
- Using hand or leg irons or belly chains that give the appearance of a chain gang.

8-26. The following are prohibited security measures:

- Using dogs to guard prisoners. Dogs can be used to track escaped prisoners.
- Using chemicals except as riot control agents.
- Using machine guns, rifles, or automatic weapons at guard towers except to protect the facility from enemy or hostile fire by a belligerent power. Selected marksmen who are equipped with rifles can be used when directed as part of a disorder plan and when specifically authorized by a higher echelon commander other than the facility commander.
- Using an electrically charged wire.
- Securing a prisoner to a fixed object except in emergencies or when specifically approved by the facility commander to prevent potential danger to the facility staff or the outside community. Consult medical authorities to assess the health risk to prisoners.

**NOTE: See AR 190-47 for additional guidance and procedures on disciplinary measures.**

## CONTROL

8-27. The facility commander follows control and custody guidelines as outlined in AR 190-47. The inspecting officer's report includes the verification of prisoner strength. He conducts a physical count of prisoners daily that includes a—

- Roll call or a similar accounting method during morning, noon, and evening formations.
- Head count immediately upon the return of prisoners from work detail.
- Bed check between 2300 and 2400 and again between 2400 and 0600.

8-28. The degree of custodial supervision necessary for an individual prisoner is based on a review his records, the Army Inmate Correction System (AICS), and the recommendations of correctional supervisors and professional-services support personnel. Prisoners are not assigned a permanent custody grade based solely on the offenses for which they were incarcerated. Classification is the minimum custody grade necessary based on security requirements and the AICS. Custody grades include trustee and minimum, medium, and maximum security. Facility commanders can subdivide the custody grades as required to facilitate additional security controls.

## ADMINISTRATION

8-29. The FCF is administered by a CS MP unit or an I/R MP unit with an MP I/R confinement detachment if available. The facility commander appoints a guard commander who—

- Supervises facility guards and correctional and custodial personnel within the facility.
- Monitors custody, control, and security measures and informs the facility commander on matters that affect the facility.
- Ensures that rules, regulations, and SOPs are followed and enforced.
- Is responsible for prisoners' activities and the facility blotter.
- Ensures compliance with the schedule of calls.
- Initiates emergency control measures.

**NOTE: CSB personnel assigned to the FCF may also perform these duties.**

8-30. Facility guards are responsible for the custody, control, and discipline of prisoners under their supervision. See Table 8-2, page 8-12, for a complete list of their duties.

**NOTE: Control team guards assigned to the FCF may also perform these duties.**

**Table 8-2. Guard Duties**

Position	Actions
Close-confinement guards	<p>Maintain custody and control of prisoners who are segregated from the general population due to inprocessing or administrative or disciplinary reasons.</p> <p>Accomplish activities within the schedule of calls, as applicable to the close-confinement area.</p> <p>Conduct 30-minute checks (or 15-minute checks for special-status prisoners) when a DD Form 509 is required.</p> <p>Ensure that all required signatures on DD Form 509 are obtained on a daily basis.</p>
Dining-facility guards	<p>Maintain custody and control of prisoners during mealtime.</p> <p>Ensure that the dining-facility traffic plan is followed.</p> <p>Prevent congestion at condiment and juice areas.</p> <p>Account for silverware before and after a meal.</p> <p>Search prisoners before they leave the dining facility.</p>
Employment detail guards	<p>Maintain custody, control, and supervision of prisoners while on details.</p> <p>Ensure that work details are accomplished and safety precautions are observed.</p> <p>Maintain strict accountability of equipment and tools.</p> <p>Assist with frisk and strip searches of prisoners returning from details.</p> <p>Account for prisoners on details according to the schedule of calls.</p> <p>Track prisoners' locations at all times while on details.</p>
Escort and AWOL apprehension guards	<p>Maintain custody and control of prisoners while moving them to and from designated places.</p> <p>May be armed with a pistol if required and authorized by the facility commander.</p> <p>Are qualified with a pistol and trained in the use of force and the ROE.</p> <p>Are trained in firearms safety procedures for transporting prisoners by land, air, and sea.</p> <p><b>NOTE: If available, an escort guard MP company may perform these duties.</b></p>
Main gate and sally port guards	<p>Maintain custody and control of prisoners.</p> <p>Ensure that only authorized persons enter the facility.</p> <p>Inspect vehicles entering and exiting the facility.</p> <p>Inspect packages.</p> <p>Conduct inventories of items entering and exiting the facility.</p> <p>Require noncustodial personnel to register on sign-in logs.</p> <p><b>NOTE: If available, an MP guard company may perform these duties.</b></p>
<p><b>NOTE: The facility commander adjusts the number and type of guards based on the available personnel.</b></p>	



**Table 8-2. Guard Duties (continued)**

Position	Actions
Visitor room guards	Maintain custody and control of prisoners during visits by family members and other authorized persons. Detect violations of rules and regulations, improper behavior, and contraband. Maintain positions in inconspicuous places and observe conversations rather than listening to them. Identify and report infractions, which may be grounds for terminating visits.
Hospital guards	Maintain custody and control of prisoners while escorting them to and from medical appointments and during hospitalization. Ensure that rooms are clear of contraband. Prevent unauthorized communications.
Tower guards	Maintain custody and control by observing specific sectors of the perimeter. Are briefed on the use of force and are qualified with a 12-gauge shotgun or their assigned weapon. Ensure that contraband is not passed through the fence. Provide protection for compound guards.
<b>NOTE: The facility commander adjusts the number and type of guards based on the available personnel.</b>	

### Required Regulations and Forms

8-31. Each facility must have a complete, current set of regulations covering correctional administration. The facility commander ensures that the facility is part of the publications distribution system. The following regulations and publications must be available:

- AR 15-130.
- AR 190-14.
- AR 190-47.
- AR 210-174.
- AR 633-30.
- Misc Pub 27-7.
- UCMJ.

8-32. Confinement facilities use a variety of forms to maintain records and reports. The following forms must be available:

- DA Form 1124.
- DA Form 1125-R.
- DA Form 1128.
- DA Form 1129-R.
- DA Form 1130-R.
- DA Form 1131-R.
- DA Form 1132-R.
- DA Form 1134-R.
- DA Form 1135-R.

- DA Form 3078.
- DA Form 3955.
- DA Form 3997.
- DD Form 2 (ACT).
- DD Form 499.
- DD Form 503.
- DD Form 504.
- DD Form 506.
- DD Form 509.
- DD Form 515.
- DD Form 2707.
- DD Form 2710.
- DD Form 2718.
- FBI Form FD-249.

**Correctional-Treatment File**

8-33. Establish a CTF within the first 72 hours of confinement, maintain it throughout the confinement period, and transfer it with the prisoner when he is evacuated to another facility. (See AR 190-47 for more information.)

**Sentence Computation**

8-34. Based on the type of operation and its projected duration, the theater commander may determine that certain sentences will be served in the TO. The FCF commander computes sentences according to AR 633-30 and DOD Directive 1325.4. He ensures that NCOs working in the personnel section are properly trained to compute sentences. Incorrect computations result in incorrect release dates and can violate a prisoner’s legal rights. The rate of earnings for good-conduct time is calculated based on the prisoner’s length of confinement, including pretrial time (see Table 8-3).

**Table 8-3. Rates for Good-Conduct Time**

Length of Sentence	Good-Conduct Time
Less than 1 year	5 days for each month of the sentence
1 year to less than 3 years	6 days for each month of the sentence
3 years to less than 5 years	7 days for each month of the sentence
5 years to less than 10 years	8 days for each month of the sentence
10 years or more, excluding life	10 days for each month of the sentence
<b>NOTE: If the term of confinement is reduced or if an additional sentence increases the term of confinement, recompute the good-conduct time at the abatement appropriate to the new term of confinement.</b>	

**Mail and Correspondence**

8-35. The FCF staff keeps a record of inspection of each prisoner’s mail, correspondence, and authorized correspondents on DD Form 499. The

---

guidance outlined in Chapter 7 and AR 190-47 also applies to the battlefield confinement of US military prisoners.

### **Prisoner Personal Property and Funds**

8-36. Prisoners in the FCF are permitted to place personal property in safekeeping if it is not authorized for retention by the facility commander. The guidance outlined in Chapter 7 and AR 190-47 also applies to the battlefield confinement of US military prisoners.

### **Support Personnel**

8-37. Support personnel organic to a CS MP unit or an I/R MP unit provide support to the FCF. Support personnel include medical officers, chaplains, and social-service workers. They may help administer the facility and are oriented and trained in custody and control procedures. Establish a formal training program that includes—

- Supervisory and interpersonal communications skills.
- Self-defense techniques.
- The use of force.
- Weapons qualification (see DA Pam 350-38).
- First aid.
- Emergency action plans.
- Facility regulations.
- Riot control techniques.

### **Supply Services**

8-38. Supply functions in an FCF are the same as in other military operations. However, stronger security measures and accountability procedures are necessary to prevent certain supplies and equipment from falling into the hands of prisoners. Weapons, ammunition, and emergency equipment, such as hand and leg irons, must be stored in maximum-security, locked racks or cabinets in a room that is located away from prisoner areas.

8-39. The unit logistics officer ensures that a sufficient amount of general and janitorial items are available to keep the facility sanitary and free of potential diseases. Issue the items under strict control procedures and on an as-needed basis to prisoners and staff. Items include mops, buckets, brooms, cleansers, and office supplies.

8-40. Issue health and comfort items to new prisoners during inprocessing and regularly thereafter. Prisoners request additional supplies on DD Form 504, and they receive the supplies gratuitously if they are in a nonpay status. Basic supplies include safety razors, bath soap, toothbrushes, toothpaste, and shoe polish.

8-41. Conduct a physical inventory monthly to reconcile and balance the records of the previous inventory, supplies received, and supplies issued to prisoners. The facility commander or his designated representative verifies the inventory in writing.

## EMERGENCY PLANNING AND INVESTIGATIONS

8-42. The facility commander publishes formal plans for the apprehension of escaped prisoners, fire prevention, facility evacuation, prisoner riots and disorders, NBC evacuation, mass casualty, quarantine, special confinements, and prisoner processing. The plans must form part of the unit's SOP and be tailored to the operational environment where the FCF is located. Test the plans at least every six months, and record tests of emergency action plans in the facility blotter. The EEI are as follows:

- Alarm, notification, and escape validation procedures.
- The manning of critical points outside the facility; for example, crowd control procedures, likely escape routes, observation points, and defensive positions.
- Procedures to secure the prisoner population while executing an emergency action plan.
- Prisoner and cadre recall procedures and a means for organizing forces; for example, search parties and riot control teams.
- Procedures to terminate the plan and follow-up actions.
- The mass casualty plan, including how to secure prisoners.

8-43. The facility commander organizes a reactionary force that is trained in the use of force, riot control procedures, and other emergency actions. The size of the reactionary force depends on the personnel assets available and the nature of the emergency.

8-44. Where appropriate or legally required, use AR 15-6 to investigate reported incidents of misconduct, breaches of discipline, or violations of the UCMJ. Before interviewing prisoners suspected or accused of violations, advise them of their rights under Article 31, UCMJ, against self-incrimination. Any statement made may be used as evidence against them in a criminal trial or disciplinary-and-adjustment board proceeding. They have the right to consult with counsel and to have counsel present during questioning. A request to consult with counsel at this point does not automatically result in the case being referred to a three-member board. If requested, make arrangements for the prisoner to meet with an attorney as soon as practical. Interview relevant witnesses, including those identified by the prisoner, as deemed appropriate; and obtain written, sworn statements when possible. Complete the investigation expeditiously, and submit a disciplinary report to the facility commander.

8-45. Upon receipt of the disciplinary-and-adjustment board report, the facility commander reduces the report to a memorandum for record. He refers the case for counseling or reprimand, refers it to the disciplinary-and-adjustment board, or takes other appropriate action. (See AR 190-47 for more information.)

## RULES OF INTERACTION

8-46. The facility commander establishes and enforces the ROI that allow humane treatment and care of prisoners, despite the reason they are incarcerated. The ROI are established by the facility commander, and some include—

- Remaining professional and serving as positive role models for prisoners.
- Being firm, fair, and decisive in actions concerning prisoners.
- Refraining from being too familiar or too belligerent with prisoners.
- Avoiding becoming emotionally or personally involved with prisoners.
- Not gambling, fraternizing, or engaging in any commercial activities with prisoners.
- Not showing favoritism to any prisoners.

## **USE OF FORCE**

8-47. Guidance on the use of force is incorporated in orders, plans, SOPs, and instructions at FDFs and FCFs. Using firearms or other means of deadly force is justified only under conditions of extreme necessity and as a last resort. Do not use physical force against a prisoner except in self-defense, to prevent escape, to prevent injury to others, to prevent damage to property, to quell a disturbance, to move an unruly prisoner, or as otherwise authorized in AR 190-47.

8-48. In the event of an imminent group or mass breakout from the FCF or another general disorder, ensure that prisoners know authority prevails, order will be restored, and means are available to restore order by force if necessary. Before applying force, try to reason with prisoners if the situation permits. If reasoning fails or if the existing situation does not permit reasoning, issue prisoners a direct order to terminate the disorder. Do not give the order until it can be enforced effectively by applying force as the situation requires. Before escalating beyond a show of force, allow uninvolved prisoners to voluntarily assemble in a controlled area away from the disturbance.

8-49. When force is necessary, apply it according to the priorities of force and limit it to the minimum degree necessary. The use of deadly force is prescribed by AR 190-14. The application of the priorities of force, or the application of a higher numbered priority without first employing a lower numbered one, depends on and is consistent with the situation encountered during any particular disorder. The priorities of force for an FCF are as follows:

- First: Verbal persuasion.
- Second: Show of force.
- Third: Chemical aerosol irritant projectors (subject to local and HN restrictions).
- Fourth: Use of physical force other than weapons fire.
- Fifth: Presentation of deadly force capability.
- Sixth: Deadly force.

8-50. The facility commander coordinates with the higher echelon commander and the SJA. He designates representatives who are authorized to direct the use of firearms and riot control agents in the event of a riot or other disturbance. Orders, plans, SOPs, and instructions include use-of-force rules and specify the types of weapons to be used.

## ESCAPE

8-51. Provide each guard with a whistle or other suitable alarm. Per AR 190-14, using firearms to prevent an escape is justified only when there is no other reasonable means available. If a prisoner tries to escape from the facility, the guard—

- Alerts other guards of the attempted escape by blowing three short blasts on a whistle or delivering the signal with another alarm.
- Orders the prisoner to halt three times in a loud voice.
- Fires only when the prisoner has passed all barriers of the facility and is continuing to escape. (The location of a barrier is determined by the physical arrangement of the facility. It normally includes fences or walls enclosing athletic, drill, recreation, housing, and administrative areas.)

8-52. Do not fire on an escapee if it endangers others. When firing is necessary, aim shots to disable the prisoner rather than kill him. Guidance for the use of firearms by guards escorting prisoners outside the facility are the same as those for using firearms in the facility. (See AR 190-47 for more information.)

8-53. The facility commander ensures that guards are trained in the use of their assigned weapons. Orient all personnel on policies regarding the use of force and the provisions of AR 190-14. Issue 12-gauge shotguns with cylinder (unchoked) barrels to facility guards, and ensure that barrels do not exceed 20 inches in length. Authorized ammunition for armed guards (perimeter and escort) is number 9 shot in trap loads of 2 3/4 grams of powder and 1 1/8 ounces of shot. Tower guards use number 00 buckshot ammunition.

8-54. Instruct tower and escort guards not to fire at less than 20 meters to prevent prisoner escapes. Ensure that these instructions appear in training programs and special instructions for guards.

8-55. Guards use a 9-millimeter pistol when escorting prisoners. Do not use rifles, machine guns, or submachine guns when guarding prisoners. Do not take weapons inside the controlled areas of an FCF except as directed by the facility commander.

## TRANSPORTATION

8-56. The facility commander maintains safety and security for prisoners under his control. He is also responsible for transportation requirements when prisoners are in his custody. Ensure that guard and escort personnel are familiar with the use-of-force guidelines above and the movement tasks outlined in STP 19-95C14-SM-TG. Some of the tasks are as follows:

- **Motor vehicle transport.** Escort guards—
  - Know the type of vehicle, the departure time, the number of prisoners and their status, the number of assigned escorts, and the type of weapon and restraint (if applicable), and the release procedures at the final destination.
  - Know the actions to take in case of a disorder or an escape attempt.

- Conduct a thorough vehicle search and remove or secure all items that can be used as weapons.
- Do not handcuff two escape risk prisoners together or handcuff prisoners to any part of the vehicle.
- Sign DD Form 2708 for each prisoner escorted out of the facility and frisk him before he enters the vehicle.
- Follow the loading procedures for the vehicle.
- **Aircraft transport.** Escort guards—
  - Know the type of aircraft, the departure time, the number of prisoners and their status, the number of assigned escorts, and the type of weapon and restraint (if applicable), and the release procedures at the final destination.
  - Follow the procedures outlined in AR 190-47 for transporting prisoners via a commercial aircraft.
  - Sign for each prisoner on DD Form 2708.
  - Do not secure prisoners to any part of the aircraft.
  - Know latrine, beverage, meal, loading, and unloading procedures as outlined in AR 190-47.
- **Rail transport.** Use two escort guards (one armed and one unarmed) when transporting prisoners by rail. If possible, transport prisoners in enclosed accommodations or compartments (day and night). If they are unavailable, use coach class or standard sleeping cars. Escort guards seat themselves in such a way that they block avenues of escape. The unarmed guard accompanies prisoners who use latrine facilities and remains in visual contact with them.

## TRANSFER AND DISPOSITION OF PRISONERS

8-57. The FCF commander is prepared to transfer US military prisoners from his facility to other confinement facilities outside the TO or back to their units. He releases prisoners from confinement with proper authorization. He coordinates with the SJA and the next higher commander to determine release authority and for authentication of DD Form 2718. (See Chapter 7 and AR 190-47 for detailed guidance on transferring prisoners.)

## PART FOUR

# Military Police Support to Civil-Military Operations

The CMO establish, maintain, influence, or exploit relations between the civilian populace and military forces or government and nongovernment civilian organizations and authorities. Operations are conducted in friendly, neutral, and hostile AOs to facilitate military operations and to consolidate and achieve US objectives. Military forces may perform activities and functions that a local, regional, or national government normally performs. Activities may occur before, during, or after military operations or, if directed, in the absence of military operations. The CMO may be performed by designated CA forces and/or other military forces.

The CA forces help plan, coordinate, and supervise CA activities to support CMO. The activities are mission-dependent and are determined after careful evaluation of mission requirements and the force mix and time available. Under the umbrella of CMO, CA forces perform FN support, civil-administration support, PRC, HA, and ES.

If required, I/R units are deployed and employed to support CMO in CONUS and OCONUS. The I/R units provide an array of significant capabilities by performing their wartime mission in peace and during conflicts. The MP must understand the intent of CMO because SA and the correct mind-set are critical. Since forces may be called upon to relieve human suffering, such as that encountered after a natural disaster, strict discipline measures and control may not be appropriate.

In Parts Two and Three, this manual addressed MP units' capabilities during internment and confinement operations. Part Four expands on these capabilities and addresses resettlement operations in support CMO.

---

## Chapter 9

# Populace and Resource Control

Civilian and military authorities exercise PRC to provide security for the populace, deny personnel and materiel to an enemy, mobilize population and materiel resources, and detect and reduce the effectiveness of enemy agents. Populace control includes curfews, movement restrictions, travel permits, registration cards, and resettlement operations. Resource control includes licenses, regulations, guidelines, checkpoints, ration controls, amnesty programs, and facility inspections. This chapter addresses MP support to DC operations conducted under the umbrella of PRC operations.



## **DISLOCATED-CIVILIAN OPERATIONS**

9-1. The DC operations are a special category of PRC, and they are the most basic collective tasks performed by CA personnel. The DC operations minimize civilian interference with military operations and protect civilians from combat operations. They are normally performed with minimal military resources. Nonmilitary international-aid organizations, NGOs, and IHOs are the primary resources used by CA forces. However, CA forces may depend on other military units, such as I/R MP units, to assist with a particular category of civilians.

9-2. Controlling civilians is essential during military operations because uncontrolled masses of people can seriously impair the military mission. Commanders plan measures to protect civilians in the AO and to prevent their interference with the mission.

### **CATEGORIES**

9-3. During military operations, US forces must consider two distinct categories of civilians—those who remained in place and those who are dislocated. The first category includes civilians who are indigenous to the area and the local populace, including civilians from other countries. They may or may not need help; and if they can take care of themselves, they should remain in place.

9-4. The second category includes civilians who leave their homes for various reasons. They are categorized as DCs, and their movement and physical presence can hinder military operations. They probably require some degree of aid (medicine, food, clothing, water, and shelter) and may not be native to the area or the country. The term *DC* is generic, and it is further subdivided into categories (see Chapter 1).

### **LEGAL OBLIGATIONS**

9-5. All commanders are under the legal obligation imposed by international law, including the Geneva Conventions and other applicable international humanitarian laws. In particular, commanders must comply with the principles and spirit of the law of land warfare during armed conflicts (and other operations unless directed otherwise by competent authorities), regardless of how they are characterized. (See FM 27-10 and the SJA for additional information.)

### **OBJECTIVES AND PRINCIPLES**

9-6. The primary objective of DC operations is to minimize civilian interference with military operations. They also—

- Protect DCs from combat operations.
- Prevent and control the outbreak of disease.
- Relieve human suffering.
- Centralize masses of DCs.

9-7. Although the Assistant Chief of Staff, G5 (Civil Affairs) (G5) or the Civil Affairs Officer (US Army) (S5) is the primary planner of DC operations, all

military planners consider DC operations. The G5 or the S5, in conjunction with supporting CA units, assesses the needs of DCs to ensure that they receive adequate and proper help. He considers the cultural background of DCs and the cultural background of the country where DCs are located. The planning of DC operations differs at each level of command. All commands and national and international agencies involved in DC operations have clearly defined responsibilities within a single overall program. The following principles apply to DC operations:

- Coordinate with the DOS, the UNOCHA, and FN civil and military authorities to determine the appropriate levels and types of aid required and available.
- Minimize outside contributions to meet basic needs as DCs become self-sufficient, and encourage DCs to become as independent as possible.
- Review the effectiveness of humanitarian responses, and adjust relief activities as necessary.
- Coordinate with CA units to use US, HN, international, and third-nation organizations such as the United Nations Children's Fund (UNICEF) and the Cooperative for American Relief Everywhere, Incorporated (CARE). Their use not only capitalizes on experience but also reduces requirements placed on US military forces.
- Restrict the rights of DCs as required. Under international law, DCs have the right to freedom of movement; but in the event of a mass influx, security considerations may require restrictions.

## **PLANNING DISLOCATED-CIVILIAN OPERATIONS**

9-8. The planning scope for DC operations and the actual task implementation differ, depending on the command level and the TO. Before describing how MP units support DC operations, MP leaders must have a basic understanding of how CA forces plan DC operations. Except as specifically noted, planning considerations discussed in this manual are applicable to all tactical scenarios, including logistics operations for units in the COMMZ.

## **POLICES AND PROCEDURES**

9-9. Based on national policy directives and other political efforts, the theater commander provides directives on the care, control, and disposition of DCs. The corps commander integrates the theater commander's guidance with the corps ground tactical plan. The driving force for DC planning must be generated at corps level. At division, COSCOM, and other subordinate command levels, the DC plan must—

- Allow the accomplishment of tasks assigned by higher command echelons.
- Be within the restrictions imposed by higher headquarters.
- Guide subordinate commands in handling and routing DCs.
- Ensure that all concerned parties—including the fire support coordination center and the Assistant Chief of Staff, G3 (Operations and Plans) (G3), or the Operations and Training Officer (US Army)

(S3)—receive information on DC plans, routes, and areas of concentration.

- Help DCs by alleviating their suffering while awaiting status determination.
- Provide security and safety for DCs and soldiers by maintaining proper order and discipline within the facility.
- Provide an aggressive information program by using support agencies and DC leadership.

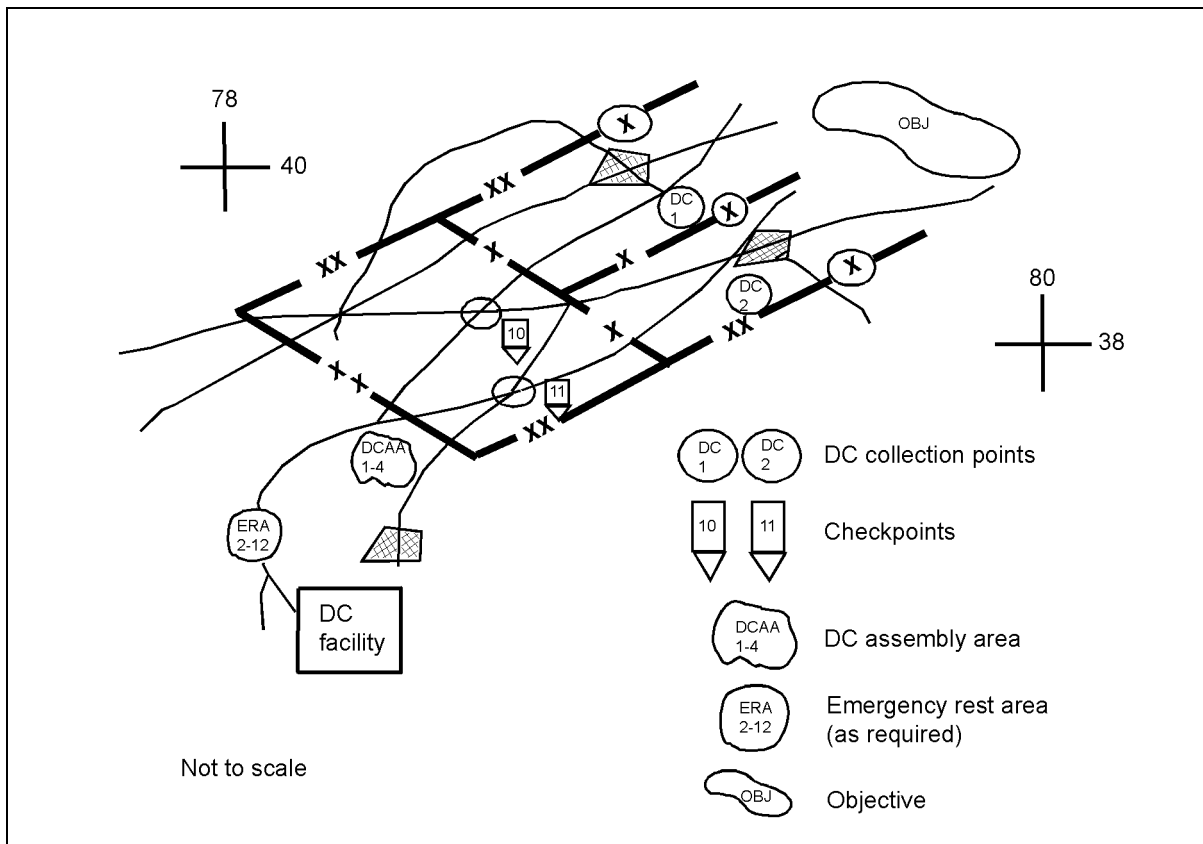
9-10. The DC plans support the OPLAN. As a minimum, DC plans must address the—

- Authorized extent of migration and evacuation.
- Minimum standards of care.
- Status and disposition of DCs.
- Designation of routes and movement control measures.
- Cultural and dietary considerations.
- Designation and delegation of responsibilities.

## HANDLING CONSIDERATIONS

9-11. The care and control of DCs fulfill a dual purpose—to ensure that DCs receive the minimum essentials to subsist (food, water, clothing, shelter, and emergency medical aid) and to maximize the mobility of tactical forces and minimize civilian interference with military operations. The CA and MP forces coordinate and establish movement control early. Major considerations include a stay-put policy, collection points, and assembly areas (see Figure 9-1):

- **Stay-put policy.** Civilians remain near their homes and under controlled movement. The policy assumes the capability for enforcement, information dissemination, and ES. The HN may have a policy that US forces support, but US forces do not have the authority or the right to enforce the policy. It is not within the authoritative capability of US forces.
- **Collection points.** A collection point establishes control and direction over the movement of the civilian populace, and it is the primary measure for gaining initial control over DCs. It is a temporary area for small numbers of DCs until they can return to their homes or move to a safer area. It is as far forward as possible during the flow of battle. Because a collection point is temporary, screening by CA forces, MI, or MP is quick and may include screening for intelligence information and emergency assistance. Screening takes place to segregate EPWs, CIs, and allied soldiers from DCs. Local civilians or civilian agencies can operate collection points under the supervision of tactical or support troops or CA personnel. The MP become involved in DC operations when civilian congestion along MSRs threatens the mobility of the maneuver force. They may be the first US elements to address DC problems and initiate actions to restore force mobility.
- **Assembly areas.** Assembly areas are temporary holding areas for civilians before they return to their homes or move to a more secure area. Detailed screening or segregation of DC categories takes place at



**Figure 9-1. Sample DC Overlay**

assembly areas. They are usually located in a secure, stable environment and may include schools, churches, hotels, and warehouses. When selecting a specific area, consider the ability to provide overnight accommodations for several days. Local civilians can operate assembly areas under the supervision of tactical or support troops or CA personnel.

## EVACUATION

9-12. Evacuation creates serious problems and is only considered as a last resort. Per US doctrine, a division or higher commander can order an evacuation. When the decision is made to evacuate a community, CA and MP make detailed plans to prevent uncontrolled groups from disrupting the movement of military units and supplies. Consider the following when planning a mass evacuation:

- **Transportation.** The CA plans for the maximum use of civilian transportation.
- **Security.** The CA helps the Assistant Chief of Staff, G2 (Intelligence) (G2) with security screening and documentation of evacuees. Since the civilians are being removed from the area where they can best take care of themselves, the military provides security for them after

evacuation. They also provide security for property left behind, including farm animals and pets.

- **Documentation.** Evacuees may need ID documents showing their name and the locality from which they were evacuated. As a control technique, CA personnel prepare a manifest that lists evacuees for movement.
- **Briefing.** The MCO briefs evacuees before movement. He uses leaflets, loudspeakers, posters, and other means available. The briefing explains details of the move, such as restrictions on personal belongings and the organization and schedule for the movement.
- **Rations.** For a movement lasting no more than 2 days, supply personnel issue rations to each evacuee at the time of departure or at designated points en route.
- **Health care.** The public health team makes maximum use of civilian medical personnel, equipment, and supplies to provide health care to evacuees. Use military medical personnel, equipment, and supplies as supplements if necessary. Take proper steps to prevent the spread of infectious diseases before movement.
- **Return.** Evacuation plans provide for evacuees' return and the criteria for determining the duration of their absence.

## MOVEMENT

9-13. Directing and controlling movement are vital when handling masses of DCs. The G5 and HN authorities are responsible for mass DC operations, and the MP may help direct DCs to alternate routes. If possible, incorporate HN assets in planning and implementation. Consider the following:

- **Route selection.** When selecting routes for civilian movement, CA personnel consider the types of transportation common to the area. They coordinate the proposed traffic circulation plan with the transportation officer and the PM. All DC movements take place on designated civilian evacuation routes.
- **Route ID.** After designating movement routes, CA personnel mark them in languages and symbols that civilians, US forces, and allied forces understand. The PSYOP units, MP, HN military forces, and other allied military units can help mark routes.
- **Control and assembly points.** After selecting and marking movement routes, CA and HN authorities establish control and assembly points at selected key intersections. The G5 or S5 coordinates locations with the PM, the movement control center, and the Assistant Chief of Staff, G4 (Logistics) (G4) to include control and assembly points in the traffic circulation plan.
- **Emergency rest areas.** The CA personnel set up emergency rest areas at congested points to provide immediate needs (water, food, fuel, maintenance, and medical services). Notify the PM to ensure that these areas are included in MP area security operations.
- **Local and national agencies.** Using local and national agencies conserves military resources and reduces the need for interpreters and translators. Civilian authorities normally have legal status and are best equipped to handle their own people.

## FACILITIES

9-14. When large groups of civilians are quartered temporarily (less than 6 months) or semipermanently (more than 6 months), the commander may task CA units to establish a DC facility. If existing facilities (HN, NGO, IHO, or IO) are suitable for DC facilities and HN personnel are available to administer and operate the facility, MP units may not be required to establish I/R facilities. Under this scenario, CA units provide the HN with technical advice, support, and assistance, depending on the requirements. They may also furnish additional detachments and functional teams or specialists to resolve public health, welfare, and safety problems at the facility.

9-15. If the commander deploys MP units to the TO or tasks them to support DC operations, MP help set up, administer, and operate facilities in close coordination with CA forces, the HN, PSYOP units, NGOs, IHO, IOs, and other interested agencies. The MP unit commander becomes the I/R facility commander.

## MILITARY POLICE SUPPORT TO DISLOCATED-CIVILIAN OPERATIONS

9-16. The support of DC operations begins before an MP unit arrives in the TO or is tasked with the mission. The I/R facility commander has a thorough understanding of international law, the concept of DC operations, and how they apply to the mission. If time permits, he contacts the in-country G5/S5, CA units, and other organizations that may have a role in DC operations (see Chapter 1). The CA forces provide MP leaders and soldiers with expertise on factors that directly affect DC operations. Some of the factors include—

- The availability of HN agencies and the status of infrastructure.
- Ethnic differences and resentments.
- Social structures (family and regional).
- Religious and symbolic systems (beliefs and behaviors).
- Political structures (distribution of power).
- Economic systems (sources and distribution of wealth).
- Links among social, religious, political, and economic dynamics.
- The cultural history of the area.
- Attitudes toward US military forces.
- Logistical requirements.

9-17. When deployed to the TO, MP leaders coordinate with higher headquarters G5/S5, CA, PSYOP, HN, NGOs, IHO, and IOs before setting up and operating the I/R facility. After a clear understanding of the mission, the concept of operations, and other available information, the I/R facility commander uses the MDMP to determine specific tasks the MP unit performs to accomplish the mission. Some considerations include—

- Location.
- Construction.
- Setup.
- Processing.
- Screening.

- Classification.
- ID.
- Clothing and equipment.
- Subsistence.
- Dining facilities.
- Medical and sanitation.
- Self-government.
- Discipline.
- Control.
- Administration.
- L&O.
- ROI.
- ROE.
- Transportation.
- Disposition.

## **LOCATION**

9-18. The I/R facility commander coordinates with CA, the G5/S5, and other military and nonmilitary organizations when selecting a site for DC operations. The location depends on the availability of supply routes, food, water, power, and waste disposal. Avoid sites near vital communications centers, large military installations, or other potential military targets. Also consider the susceptibility of the area to natural and man-made disasters (floods, pollution, and fire) and the use of facility personnel as a source of local labor support.

## **CONSTRUCTION**

9-19. The DCs, local agencies, or government employees construct facilities when possible. The supporting command's logistics and transportation assets acquire and transport materials to build or modify existing facilities. Local sources may provide materials within legal limitations. The supporting command also furnishes medical, subsistence, and other supporting assets to establish DC facilities. Engineer support and military construction materials may be necessary when I/R facilities are set up in areas where local facilities are unavailable; for example, hotels, schools, halls, theaters, vacant warehouses, and unused factories.

9-20. The TCMS contains basic plans, specifications, and material requirements for building EPW/CI facilities based on population. The plans can be easily modified for DC operations in temperate, frigid, tropic, and desert climates.

9-21. If necessary, CS MP units and I/R MP units set up the facility using acquisitioned tentage and additional materials. The I/R facility commander considers the type of construction necessary to satisfy the needs of the DC operation. Some considerations are the—

- Local climate.
- Anticipated permanency of the facility.

- Number of facilities to be constructed.
- Availability of local materials.
- Extent of available military resources and assistance.

## SETUP

9-22. Subdivide the facility into sections or separate compounds to ease administration and DC tension. Each section can serve as an administrative subunit for transacting facility business. Major sections normally include facility headquarters, hospital, dining facility, and sleeping areas. Subdivide sleeping areas for families, unaccompanied children, unattached females, and unattached males. Consider cultural and religious practices, and try to keep families together. Figure 9-2, page 9-10, shows a sample DC I/R facility. Additional facilities, fencing, and other requirements are based on the—

- Number of civilians.
- Diversity of the population.
- Resources available.
- Need for a reactionary force.
- Need to establish an animal compound.
- Need to establish a vehicle-parking area.

## PROCESSING

9-23. The initial reception of DCs begins with their transport from the assembly area to the inprocessing center of the I/R facility. Conduct processing in a positive manner because DCs are fearful. Ensure that DCs clearly understand why they are being processed and know what to expect at each station. The facility commander, a HN representative, or another official conducts an entrance briefing to DCs upon their arrival.

9-24. While the EPW/CI processing procedures discussed in previous chapters provide a foundation, I/R personnel must be aware of unique aspects when processing DCs. Military personnel provide training and support, while NGOs, IHOs, and IOs actually process DCs. The number and type of processing stations vary from operation to operation. Table 9-1, page 9-11, shows stations that may be required during DC operations.

9-25. The I/R facility commander determines the accountability procedures and requirements necessary for DC operations. Translators are present throughout processing. A senior person greets new arrivals and makes them feel welcome. Brief DCs on facility policies and procedures and screen them to identify security and medical concerns. Offer them the use of personal-hygiene facilities, and always maintain family integrity.

9-26. Conduct pat-down searches to ensure that weapons are not introduced into the compound. Conduct same-gender searches when possible, and do not conduct strip searches. Speed and security considerations may require mixed-gender searches. If so, perform them in a respectful manner, using all possible measures to prevent any action that could be interpreted as sexual molestation or assault. The on-site supervisor carefully controls soldiers doing mixed-gender searches to prevent allegations of sexual misconduct. Using HN, NGO, or IHO assets to conduct searches may prevent an intense situation from developing.



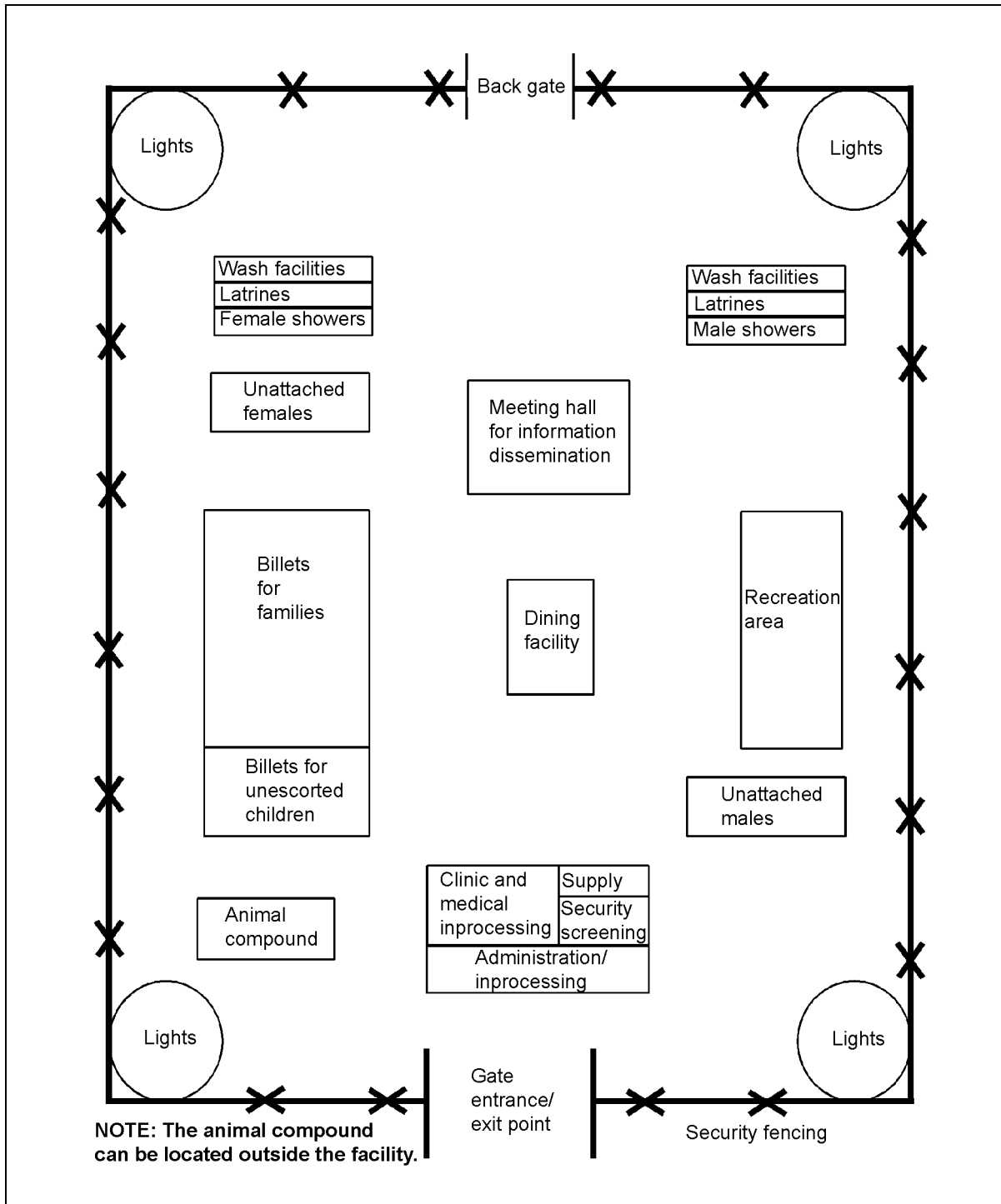


Figure 9-2. Sample DC I/R Facility

**Table 9-1. Actions During Inprocessing**

Station	Purpose	Responsible Individuals*	Actions
1	Search and screening	I/R staff, MI, NGOs, IHOs, and IOs	Conduct a pat-down search to ensure that weapons are not introduced into the facility. Ensure that the facility is not infiltrated by insurgents.
2	Accountability	I/R staff	Prepare forms and records to maintain accountability of DCs. Use forms and records provided by HN, CA, or those used for EPW/CI operations that may apply to DCs.
3	ID card or band	I/R staff	Issue an ID card or band to each DC if required to ease facility administration and control.
4	Medical evaluation	Medical personnel	Evaluate DCs for signs of illness or injury, and treat them as necessary.
5	Assignment	I/R staff	Assign a sleeping area to each DC.
6	Personal items	I/R staff	Issue personal-comfort items and clothing if available.

\*The number of people performing these tasks depends on the number of DCs and the time available. When possible, allow HN authorities to conduct most of the inprocessing.

## SCREENING

9-27. Screening may be necessary to prevent infiltration by insurgents, enemy agents, or escaped members of hostile armed forces. Although intelligence and other units may screen DCs, friendly and reliable local civilians can perform this function under the supervision of MP and CA personnel. Screeners carefully apply administrative controls to prevent infiltration and preclude alienation of people who are sympathetic to US objectives. The screening process also identifies technicians and professionals to help administer the facility; for example, policemen, schoolteachers, doctors, dentists, nurses, lawyers, mechanics, carpenters, and cooks.

## CLASSIFICATION

9-28. The MP classify DCs during processing. They coordinate with CA, NGOs, IHOs, and IOs to determine proper classifications. Expect a continuing need for reclassification and reassignment of DCs. Statements made by a DC and the information on his ID papers determine his initial classification. Agitators, enemy plants, and individuals who should be classified as EPWs or CIs will be identified by their activities. Reclassify them according to their identity or ideology.

## IDENTIFICATION

9-29. Identifying DCs may or may not be necessary; it depends on guidance from higher headquarters, CA, the HN, and other agencies. The need for ID varies from operation to operation, and it is used to—

- Verify rosters against the actual population.

- Provide timely reunification of family members.
- Match DCs with their medical records in case of a medical emergency or evacuation.
- Check identities of DCs against the transfer roster.

9-30. An ID card can be used to facilitate ID. It contains the DC's name, photograph, and control number. The control number may be an ISN or a sequenced control number specific to the DC. Color-coded IDs permit ID by categories (see Chapter 1). An ID band permits rapid, reliable ID of an individual and may also be used in DC operations. While DCs cannot be prevented from removing or destroying ID bands, most will accept their use for ID purposes. When ID bands or cards deteriorate, replace them immediately.

### **CLOTHING AND EQUIPMENT**

9-31. Supply DCs with adequate, suitable clothing and sleeping equipment if they do not have supplies with them. Requisition clothing and equipment through NGOs, IHOs, IOs, and HN sources when possible. In a combat environment, use available captured clothing and equipment. Ensure that DCs wear clothing until it is unserviceable, and replace it as necessary.

### **SUBSISTENCE**

9-32. Ensure that food rations are sufficient in quantity, quality, and variety to maintain health and prevent weight loss and nutritional deficiencies. Consider the habitual diet of the DC population, and be aware that DCs may bring their own rations and cooking utensils. Allow DCs to prepare their own meals after coordination with CA; the HN; and NGOs, IHOs, IOs who support the facility.

9-33. Ensure that expectant and nursing mothers and children under the age of 15 receive additional food in proportion to their needs. Increase the rations of workers based on the type of labor performed. Provide plenty of fresh water. A good planning factor is 20 gallons per individual per day.

9-34. Make minimal menu and feeding-schedule changes to prevent unrest among the DC population. Inform the DC leadership when changes must be made.

### **DINING FACILITIES**

9-35. Dining-facility requirements vary depending on the number of DCs and the availability of equipment. If deemed necessary, the I/R facility commander can authorize local procurement of cooking equipment. Consult with SJA to determine the purchasing mechanism and the legality of items being purchased. Coordinate with NGOs, IHOs, and IOs for food service support. Train selected DCs to perform food service operations, and ensure that they are constantly supervised by US food service personnel.

### **MEDICAL AND SANITATION CONSIDERATIONS**

9-36. Due to the temporary nature of an I/R facility, the need for medical care and sanitation intensifies. If possible, locate a sick call tent adjacent to each

---

major compound inside the facility to ensure prompt medical screening and treatment. Enforcement and education measures ensure that the facility population complies with basic sanitation measures. Provide medical care via organic I/R medical personnel or coordinate with the appropriate HN medical authorities. To prevent communicable diseases, follow the guidance in FM 21-10 and other applicable publications. Conduct routine, preplanned health, comfort, and welfare inspections that appear to be random. Inspections ensure that the facility is safe, sanitary, and hazard-free. When conducting inspections—

- Ensure that their purpose is conveyed and emphasized to DC leaders.
- Respect cultural beliefs such as religious tenets and shrines. The INS, international support groups, community leaders, CA, and DC leaders are good sources for information regarding cultural sensitivities.
- Treat DCs and their possessions with respect.

## **SELF-GOVERNMENT**

9-37. One of the best ways to ensure DC cooperation in a facility is to establish a form of self-government. It minimizes the impression that DCs are under the control of a foreign government and allows them to feel a degree of control over their lives. Chapter 5 and AR 190-8 contain procedures for establishing a CI committee. Use the procedures as a model for establishing a DC self-government, and coordinate with CA for assistance.

9-38. Self-government leaders can help solve problems before they become major events. The infrastructure of self-government promotes a stable environment where rapport is built between the facility commander, the DC leadership, and the DC population. This, in turn, reduces tension and provides an effective means of communicating reliable information to the facility population.

9-39. The DCs can submit complaints and requests to the I/R facility commander via—

- An elected DC internment committee.
- A written complaint.
- A visiting representative of the UNHRC or a similar agency.

## **DISCIPLINE**

9-40. Facility commanders establish and strictly enforce measures to maintain discipline and security. Establish rules that can be easily followed by everyone, and coordinate the rules with SJA and HN authorities. Determine how to enforce rules and how to deal with DCs who violate noncriminal rules. Establish daily or periodic routines and responses that are conducive to good discipline and control. Ensure that facility personnel—

- Enforce policies and procedures to control DCs.
- Give reasonable orders decisively and in a language that DCs understand.
- Post copies of the UN mandate relating to the situation in every compound where DCs can easily read them.

- Post facility rules, regulations, instructions, notices, orders, and announcements that DCs are expected to obey in an easily accessed area. Ensure that the information is printed in a language that DCs understand, and provide a copy to DCs who do not have access to posted copies.
  - Ensure that DCs obey orders, rules, and directives.
  - Report DCs who refuse or fail to obey an order or a regulation to DC leaders and HN authorities.
  - Do not fraternize with DCs.
  - Do not donate or receive gifts or engage in any commercial activity with DCs.
- 9-41. Discipline and control also apply to I/R facility personnel. They—
- Observe rigorous self-discipline.
  - Maintain a professional, impersonal attitude.
  - Follow ROI and ROE guidelines.
  - Cope with hostile or unruly behavior and incidents calmly.
  - Take fair, immediate, decisive action.

## **CONTROL**

9-42. Controlling personnel is the key to successful facility operations. The I/R facility commander ensures efficient, effective control that meets US obligations under international law. Facility control includes measures to reduce waste and avoid duplication of effort. The commander—

- Establishes and maintains discipline quickly and fairly.
- Publishes and enforces rules of conduct and updates them as necessary.
- Serves as the single POC, coordinating all matters within the facility and with outside organizations and agencies.
- Establishes and posts barracks rules such as those shown in Figure 9-3.

9-43. Use HN civilians as cadre for facility administration, and encourage DCs to become involved in facility administration. Past experience shows that about 6 percent of DCs should be employed on a full-time basis. If possible, I/R facility and CA personnel organize and train cadre before the facility opens. The HN civilians come from public and private welfare organizations and are under military supervision.

9-44. Problems might stem from DCs' state of mind. The difficulties they experienced may affect their acceptance of authority. They may have little initiative or may be uncooperative because of an uncertain future. They may be angry because of their losses, or they may resort to looting and general lawlessness because of their destitution. The I/R facility commander can minimize difficulties through careful administration and—

- Maintaining different national and cultural groups in separate facilities or sections.
- Keeping families together.

<b>Barracks Rules</b>	
1.	Do not move from assigned barracks without permission.
2.	Maintain the sanitary and physical condition of barracks.
3.	Empty and wash trash cans daily.
4.	Do not bring food or cooking utensils in barracks.
5.	Do not take food, except baby food and fruit, from the dining facility.
6.	Do not have weapons in barracks or surrounding facilities.
7.	Do not have pets in the dining facility.
8.	Turn off indoor lights in barracks by 2300.
9.	Do not play radios, record players, or tape recorders in barracks after 2300.
10.	Do not allow children to play on fire escapes.
11.	Watch children carefully, and do not allow them to wander out of residential areas.
12.	Do not throw diapers or sanitary napkins in toilets. Place these items in trash cans.
13.	Do not allow children to chase or play with wild animals because they bite and carry diseases.
14.	Obtain barracks supplies from the barracks chief.
15.	Do not smoke, use electrical appliances for heating or cooking, or have open fires in barracks.

**Figure 9-3. Sample Barracks Rules**

- Separating unaccompanied males, females, and children under the age of 18 (based on HN laws as to when a child becomes an adult).
- Furnishing DCs with information about their status and future.
- Allowing DCs to speak freely to facility officials.
- Involving DCs in facility administration, work, and recreation.
- Establishing quick contact with agencies for aid and family reunification.

## **ADMINISTRATION**

9-45. Disseminating instructions and information to the facility population is vital. Communications may be in the form of notices on bulletin boards, posters, public address systems, loudspeakers, facility meetings and assemblies, or a facility radio station. The CA teams and area PSYOP units can help disseminate information.

9-46. Another tool for effective administration is using liaison personnel. Liaison involves coordination with all interested agencies. The US government and military authorities, allied liaison officers, and representatives of local governments and international agencies can provide assistance. Implement the following standards related to DC treatment:

- Do not penalize or expose them to unfavorable treatment because their presence in the country is considered unlawful.

- Do not restrict their movement except when necessary for public health and order.
- Allow them to enjoy their fundamental rights.
- Treat them as persons whose plight requires special understanding and sympathy. Provide necessary assistance; and do not subject them to cruel, inhumane, or degrading treatment.
- Do not discriminate because of race, religion, political opinion, nationality, or country of origin.
- Recognize that they are persons before the law who enjoy free access to the courts of law and other competent administrative authorities.
- Base the I/R facility's location on the safety needs and well-being of DCs and the security needs of the receiving state.
- Provide them with necessities (food, shelter, and basic sanitary and health facilities).
- Maintain family units when possible.
- Provide assistance for tracing relatives.
- Protect minors and unaccompanied children.
- Allow them to send and receive mail.

## **LAW AND ORDER**

9-47. The I/R facility commander is also the safety and security officer. He deals with crimes against persons and property, performs security patrols, and conducts reaction team operations. If an L&O team is attached to the organization, it performs L&O-related functions. Otherwise, the commander uses organic resources, such as an MP guard company, to establish an MP desk and blotter and perform other specific functions. The location of the MP station depends on the facility's layout and the commander's needs.

9-48. Some other sources for security officers include local police forces, HN paramilitary and military forces, and the facility population. Police personnel within the population can supplement security teams or constitute a facility police force if necessary. Internal and external patrols are necessary; however, ensure that security does not give the impression that the facility is a prison. Base patrol areas and distribution plans on the size of the facility and the number of DCs in each subdivision. If a DC is apprehended for committing a crime, coordinate with SJA and HN authorities to determine the disposition and the status of the subject and the disposition of the case paperwork, evidence (including crime lab analysis results), and recovered property. Also obtain information on items, procedures, and agreements unique to the supported HN.

9-49. Be prepared to perform civil-disturbance operations to restore L&O. Identify a reactionary force that can be immediately deployed and employed inside the facility to control a disturbance. The size of the reactionary force depends on the facility population and the available military forces. The reactionary force is well trained, well organized, and knowledgeable of applicable ROE, the use-of-force policy, and the use of NLWs and civil-disturbance measures. (See Appendix B and FM 19-15 for more information.)

---

9-50. Basic guidelines and the foundation for I/R facility L&O are provided in FMs 19-10 and 19-20. The I/R facility commander tailors the forms and procedures to his specific mission.

### RULES OF INTERACTION

9-51. The ROI provide soldiers with a guide for interacting with the DC population. The following points may be included in the ROI:

- Avoid discussing politics or immigration policies with DCs.
- Avoid making promises to DCs. If cornered, reply with, "I will see what I can do."
- Refrain from making obscene gestures at DCs because they may understand the meaning.
- Avoid making derogatory remarks or political comments about DCs. Local linguists understand English, and DCs might understand it.
- Treat DCs equally. They may become offended if they do not receive the same treatment or resources others receive.
- Respect religious articles and materials.
- Treat medical problems seriously.
- Treat DCs with respect.
- Greet DCs in their own language.
- Clear phrases that DCs teach to soldiers through a linguist to ensure that they do not contain obscene language.

### RULES OF ENGAGEMENT

9-52. The DC ROE vary from operation to operation. The CINC establishes ROE in conjunction with SJA and upon joint staff approval. The CINC approves special ROE developed for use in DC facilities that are controlled and secured by MP. The ROE may evolve to fit the changing environment, ensuring continued protection and safety for the DC population and US personnel. Ensure that ROE remain simple and understandable so that soldiers are not confused and do not have to memorize extensive checklists. Key definitions are—

- **Deadly force.** Force that is likely to cause death or serious bodily harm. An attack with an edged weapon and the use of a firearm are examples of deadly force.
- **Hostile act.** An attack or the use of deadly force against a person.
- **Hostile intent.** A threat of deadly force against a person. This term is used to anticipate a hostile act or to react to a threat before it occurs by applying graduated levels of nondeadly force.

9-53. Design ROE around escalating use of force. Resolve a conflict with the minimum force necessary, but allow leaders and soldiers to escalate the level of force as necessary to retain control. For example—

- First: Give a verbal warning.
- Second: Present a show of force, such as pepper spray, a stun gun, or a shotgun.
- Third: Use pepper spray or a stun gun.



- Fourth: Use a riot baton.
- Fifth: Fire a shotgun using nonlethal rounds or bird shot.

9-54. Nonlethal measures can be authorized by the ROE anytime during an operation to protect soldiers and DCs from injury. The NLWs include riot batons, pepper spray, stun guns, and shotguns loaded with nonlethal munitions or bird shot. The ROE may include nondeadly force to protect mission-essential equipment from damage or destruction. Mission-essential equipment includes tactical and nontactical vehicles, communications equipment, weapons, computers, and office and personal equipment.

9-55. The ROE normally authorize the use of deadly force only in extreme situations, such as—

- When there is an immediate or imminent threat of death or serious bodily harm to US personnel, civilians, or DCs.
- When its use would not significantly increase the risk of death or serious bodily harm to innocent persons.
- When lesser, nondeadly force fails or is impractical.
- When it is a last resort.

## **TRANSPORTATION**

9-56. The DC facility requires adequate transportation assets. Since MP units have limited organic transportation assets, the unit MCO or the CA transportation specialist coordinates and determines the types and numbers of vehicles required and makes provisions to have them on hand. The I/R facility commander uses civilian or captured enemy vehicles when possible.

## **DISPOSITION**

9-57. The final step in DC operations is the disposition of DCs. Allowing DCs to return to their homes as quickly as tactical considerations permit lessens the burden on military and civilian economies. It also reduces the danger of diseases that are common among people in confined areas. When DCs return home, they can help restore their towns and can better contribute to their own support. If DCs cannot return home, they may resettle elsewhere in their country or in a country that accepts them. Guidance on the disposition of DCs comes from higher authority upon coordination with US forces, national authorities, and international agencies.

9-58. The most important step in the disposition of DCs is the final handling of personnel and property. Before the DC operation is terminated, the I/R facility commander consults with higher headquarters, the SJA, and other pertinent agencies to determine the proper disposition of records.

## Chapter 10

# Humanitarian Assistance and Emergency Services

The HA operations encompass short-range programs aimed at ending or alleviating human suffering. They are usually conducted in response to natural or man-made disasters. The HA operations are designed to supplement or complement the efforts of HN civil authorities or agencies that have primary responsibility to provide relief. This type of assistance must not duplicate other forms of assistance provided by the US government. Government agencies are primarily responsible for ES operations (police, fire, rescue, and disaster preparedness). The effectiveness of ES plans and organization has a direct impact on CMO, and support to ES agencies can be provided as civil-military assistance. Although HA and ES operations can be conducted OCONUS, they are primarily conducted in CONUS.

## SECTION I - HUMANITARIAN ASSISTANCE

10-1. Military forces provide a secure environment for humanitarian-relief efforts. The HA mission covers a broad range of tasks, and specific requirements are situation-dependent. The HA operations have different meanings to different people, based on their perspective. The operation can encompass reactive programs (disaster relief) and proactive programs (humanitarian and civic assistance [H/CA]).

10-2. The HA operations present a different set of challenges to US military forces. While civilian and military authorities exercise PRC, they may not know the magnitude of the situation requiring HA. In addition, US forces may be tasked to perform HA operations in numerous and complex environments. As with MP support to PRC operations, the MP commander has a clear understanding of the operational environment, the ROE, and legal considerations before setting up an I/R facility to support HA operations.

### OPERATIONAL ENVIRONMENT

10-3. The US force commander coordinates with other responding organizations and assesses the environment where US forces will conduct HA operations. The operational environment includes the political situation, physical boundaries, the potential threat to forces, global visibility, and the media interest climate.

10-4. After the US force commander confirms the operational environment, he determines the types and numbers of forces required to meet the mission.

The operational environment also determines the ROE to be used within the AO. The more permissive the environment, the more predictable the outcome of the mission. The HA operational environments are categorized as permissive, uncertain, and hostile. The distinction between HA conducted in a permissive environment versus a hostile environment is clear. Failure to make this distinction results in inadequate planning and unrealistic expectations.

### **PERMISSIVE ENVIRONMENT**

10-5. A permissive environment is normally associated with relief operations following a natural disaster or an economic collapse. Assistance is provided at the request of the host government. A permissive environment is conducive to HA operations, and little or no opposition or resistance to military forces is expected. Nonhostile, anti-US interests may try to disrupt US military activities. The physical-security environment may be permissive; however, other nonthreatening means (demonstrations) may be employed to impair credibility or to reduce the effectiveness of US military activities. A permissive environment is characterized by—

- A commonality of purpose for all parties.
- A quantifiable problem (often a single, natural disaster).
- Clear objectives (providing support until normalcy returns).
- HN cooperation.

### **UNCERTAIN ENVIRONMENT**

10-6. In an uncertain environment, FN forces do not have effective control of the territory and population in the intended AO. They may or may not be receptive to HA operations.

### **HOSTILE ENVIRONMENT**

10-7. A hostile environment includes conditions, circumstances, and influences ranging from a civil disorder or a terrorist act to full-scale combat. Forces conducting HA must be prepared for a full range of contingencies. Commanders can employ forces to safeguard the populace, defend the perimeter, provide escort convoys, screen the local populace, and assist in personnel recovery operations. A hostile environment is characterized by—

- Multiple conflicting parties.
- Imminent danger to all parties.
- Relief as a weapon manipulated by combatants for political gain.

10-8. The more hostile the environment, the less predictable the outcome of the mission. The HA forces must be prepared to counter actions by hostile forces attempting to disrupt the HA mission and to counter actions by a previously friendly populace. Commanders do not depend on their humanitarian mission to shield them from hostile acts. The joint forces commander (JFC) coordinates with higher authorities and determines the appropriateness of the use of force. The effects of the environment on HA activities are shown in Figure 10-1. As the environment becomes more hostile, the requirement for security increases and the capability for HA (such as food distribution and medical assistance) decreases. (See FM 100-23-1 for more information on HA operations.)

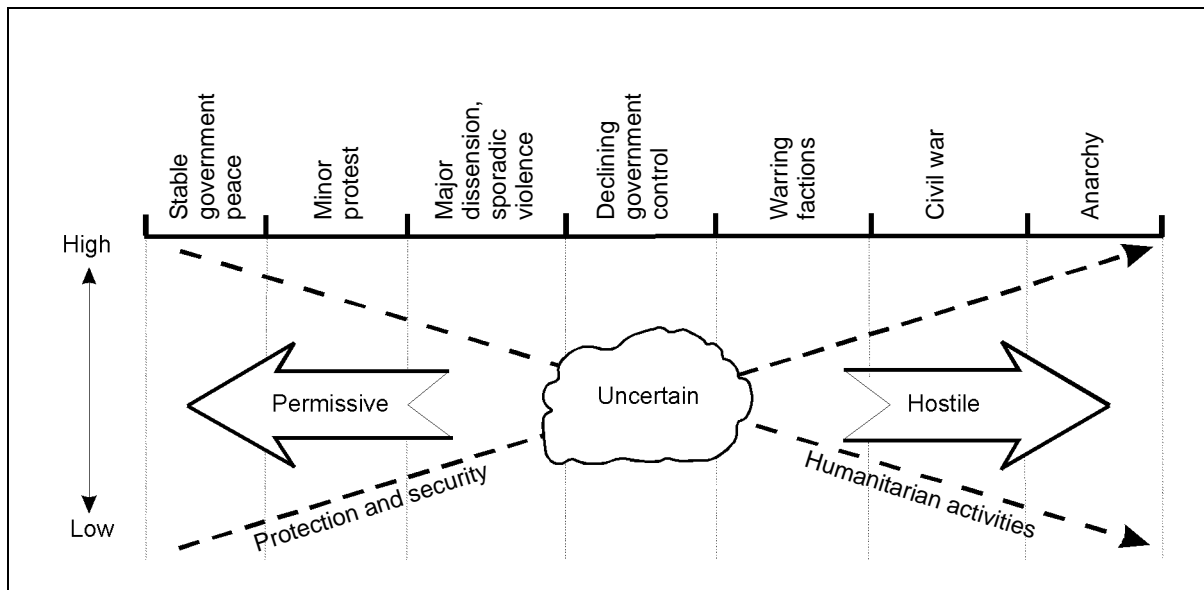


Figure 10-1. HA Environment

## RULES OF ENGAGEMENT

10-9. The sensitive political and international nature of HA operations means that the CINC must coordinate the ROE details (which may change as the operation evolves) with the JFC. Under normal circumstances, the joint chief of staff's (JCS's) standing ROE apply to all military operations. The CINC requests supplemental measures to deal with the specifics of the mission. Actual ROE established for each HA mission depend on the individual situation and the operational environment.

10-10. The ROE development for forces participating in HA operations is essential to mission success and is characterized by restraint. The levels of force, tactics, and weaponry are evaluated and addressed. For multinational operations, all participating military forces establish common HA ROE to provide consistency within the force. Individual nations using separate ROE respond differently to the same situation. The following precepts are essential to the ROE for US military forces:

- The right of self-defense is never prohibited. The two elements of self-defense are necessity and proportionality.
- A unit commander defends against a hostile act or intent. A hostile act must occur or a hostile intent must be apparent. The use of force must be reasonable in intensity, duration, and magnitude to ensure the safety of forces.

## LEGAL CONSIDERATIONS

10-11. Regardless of the circumstances under which US forces are employed, international law obligates the commander with respect to civilians, governments, and economics. Agreements or the law of land warfare usually specify the requirements. The Hague and Geneva Conventions and similar

documents set forth treaty obligations, and FM 27-10 and other service publications explain the commander's legal obligations.

10-12. The JFC must be aware of existing international agreements that may limit the flexibility of the HA mission. Existing agreements may not be shaped to support HA operations. Military HA commanders dealing with HNs and IOs should anticipate the difficulties that international agreements can impose on HA operations.

10-13. Normally, the law of land warfare does not apply to HA operations. However, it is used in conjunction with the Geneva and Hague Conventions, protocols, and custom laws that may provide guidance to the JFC. Commanders, unless otherwise directed by competent authorities, comply with the principles and spirit of the law of land warfare during HA operations. Mission imperatives and tasks must have a sound legal basis, and commanders ensure that personnel conform to internationally accepted standards of behavior and actions—especially as they relate to the humane treatment of civilians, the respect for private property, and the use of force.

## **MILITARY POLICE SUPPORT**

10-14. There are some key differences between MP support to DC operations and MP support to HA. Since HA operations are usually conducted in response to a disaster, the level of property devastation and human suffering may require special attention and planning considerations. One of the special considerations may be the need for temporary shelter. If the JFC determines that the availability of HN shelters or other services is inadequate, he may request the assistance and deployment of CS or I/R units to accomplish the HA mission. When the decision is made to employ an MP unit, the MP commander becomes the I/R facility commander.

10-15. The MP support to HA operations begins before the unit arrives in the TO or is tasked with the mission. The I/R facility commander has a thorough understanding of the legal considerations and the concept of operations, including how they apply to the MP mission. If time permits, the I/R facility commander contacts the JFC G5/S5, SJA, CA, and other organizations that may have a role in HA operations. The CA forces can provide expertise on factors that affect HA operations, such as—

- The availability of HN agencies and the status of infrastructure.
- Ethnic differences and resentments.
- Social structures (family and regional).
- Religious and symbolic systems (beliefs and behaviors).
- Political structures (distribution of power).
- Economic systems (sources and distribution of wealth).
- Links among social, religious, political, and economic dynamics.
- The cultural history of the area.
- Attitudes toward US military forces.

10-16. When deployed to the TO, an I/R facility commander coordinates with and receives updated information from higher headquarters G5/S5, CA, and PSYOP; the HN; and applicable NGOs, IHOs, and IOs before setting up and

---

operating an I/R facility. He uses the MDMP to determine the specific tasks the MP unit performs to accomplish the HA mission. Some considerations include—

- Location.
- Construction.
- Setup.
- Processing.
- Screening.
- ID.
- Clothing and equipment.
- Subsistence.
- Dining facilities.
- Medical and sanitation.
- Self-government.
- Control and discipline.
- Administration.
- L&O.
- ROI.
- Transportation.
- Disposition.

## **LOCATION**

10-17. The location of the I/R facility is extremely important, especially when responding to a disaster. Consider METT-TC, the susceptibility of the area to natural or man-made disasters (flood, pollution, and fire), and the use of HN personnel as a source of local labor support. The location also depends on the availability of supply routes, food, water, power, and waste disposal. The I/R facility commander selects the location of the facility after coordinating with JFC, CA, G5/S5, the HN, and other military and nonmilitary organizations.

## **CONSTRUCTION**

10-18. Try to construct the facility using local agencies or government employees. The goal is to have the facility fully constructed and operational before accepting any civilians. This is important because the civilian population may have suffered total family or property loss and may not be in the best psychological or physical condition to help with construction efforts. Within legal limitations, use local sources and materials if they are available. Otherwise, use the supporting command's logistics and transportation assets to acquire and transport the resources required to build or modify existing facilities for HA operations. The supporting command and the HN also furnish medical, subsistence, and other supporting assets to establish I/R facilities. Engineer support and military construction materials may be necessary when I/R facilities are set up in areas where local facilities are unavailable or destroyed; for example, hotels, schools, halls, theaters, vacant warehouses, unused factories, or workers' camps. The TCMS can be used for HA operations. If necessary, MP units set up a facility using acquisitioned tentage and additional materials. The I/R facility commander considers the type of

construction necessary to satisfy the needs of the HA operation. Some considerations are—

- The local climate.
- The anticipated permanency of the facility.
- The number of facilities to be constructed.
- Local materials available.
- Military resources and assistance available.

## **SETUP**

10-19. Subdivide the facility into sections or separate compounds to ease administration and alleviate stress among civilians. Each section can serve as an administrative subunit for transacting facility business. Major sections normally include facility headquarters, a hospital, a dining facility, and sleeping areas. Subdivide sleeping areas for families, unaccompanied children, unattached females, and unattached males. Consider cultural and religious practices, and try to keep families together. Figure 10-2 shows a sample HA I/R facility. Additional facilities, fencing, and other requirements are based on—

- The number of civilians.
- The diversity of the population.
- Resources available.
- The need for a reactionary force.
- Guidance from higher headquarters, CA, and the HN.
- The need for temporary storage.
- The duration of the operation.
- The number of animals to be housed.
- The number of vehicles.

## **PROCESSING**

10-20. Processing may or may not be required. Coordinate the decision to process civilians with NGOs, IHOs, IOs, the HN, CA, and other interested agencies. The initial reception begins with the transport of civilians from their neighborhoods or other places to the inprocessing center of the I/R facility. The HN (in coordination with NGOs, IHOs and IOs) normally arranges transportation. Civilians may be fearful and in a state of shock, so conduct processing in a positive manner. In most situations, they should clearly understand why they are being processed and know what to expect at each station. The facility commander, an HN representative, or another official conducts an entrance briefing to civilians upon their arrival.

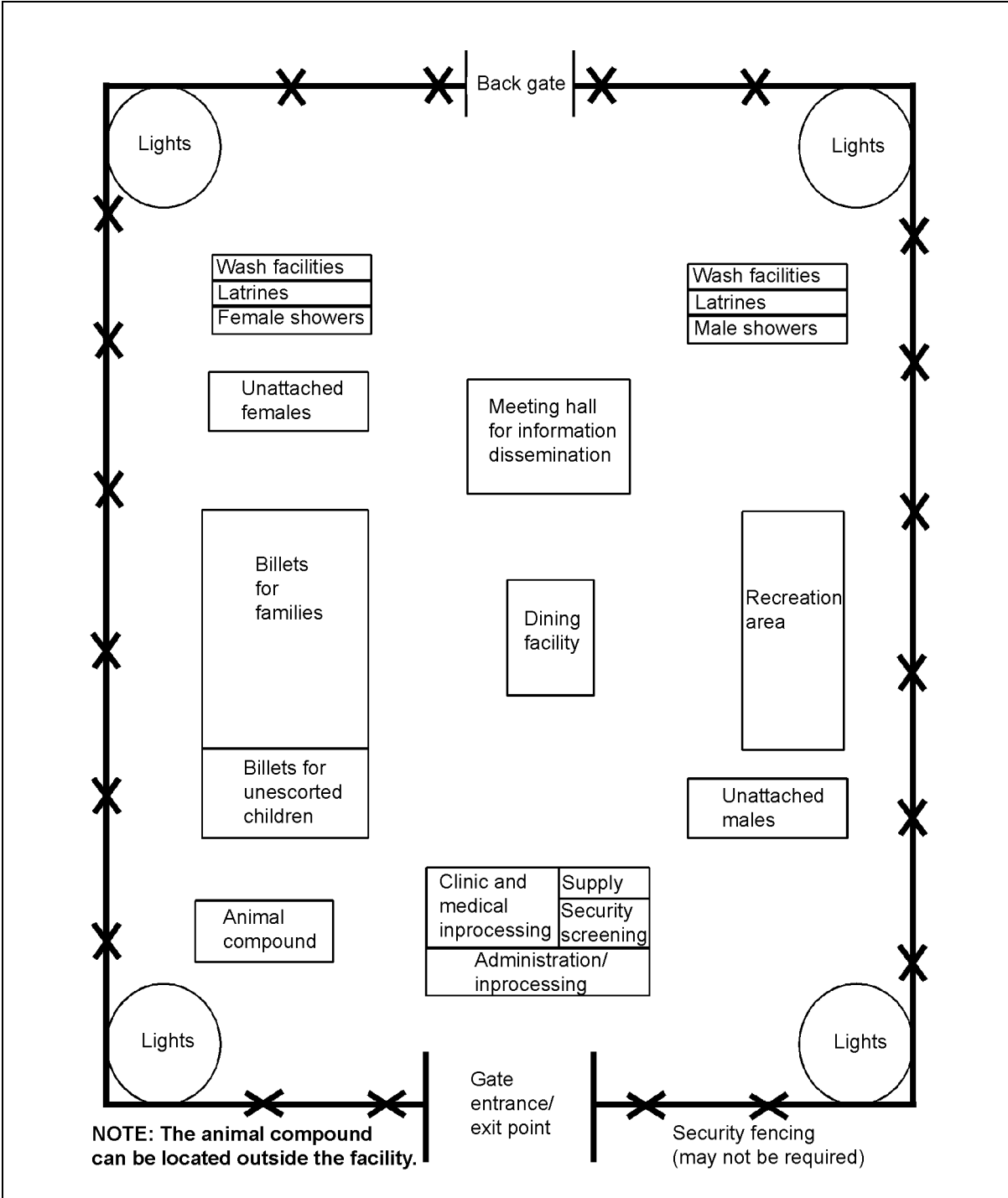


Figure 10-2. Sample HA I/R Facility



10-21. While DC processing procedures in Chapter 9 provide a foundation, I/R facility personnel must be aware of unique aspects when conducting HA operations. Military personnel normally provide training and support, and HN authorities do the actual processing. The number and type of processing stations vary from operation to operation. Table 10-1 shows stations that are required for HA operations.

**Table 10-1. Actions During Inprocessing**

Station	Purpose	Responsible Individuals*	Actions
1	Accountability	HN and I/R staff	Prepare forms and records to maintain accountability of civilians. Use forms and records provided by the HN, CA, or those used for EPW/CI operations that may apply to HA operations.
2	ID card or band	HN and I/R staff	Issue ID cards or bands to facilitate administration and control of the facility if necessary.
3	Medical evaluation	HN, I/R staff, and medical personnel	Evaluate civilians for signs of illness or injury.
4	Assignment	HN and I/R staff	Assign each civilian a sleeping area.
5	Personal items	HN and I/R staff	Issue personal-comfort items and, if available, clothing.

\*The number of people performing these tasks depends on the number of civilians and the time available. Allow HN authorities to conduct most of the inprocessing.

10-22. The I/R facility commander determines the accountability procedures and requirements necessary for HA operations. Translators are present throughout processing. A senior person greets new arrivals and makes them feel welcome. Brief civilians on facility policies and procedures and screen them to identify security and medical concerns. Offer them the use of personal-hygiene facilities, and always maintain family integrity.

10-23. Conduct pat-down searches to ensure that weapons are not introduced into the compound. Conduct same-gender searches when possible, and do not conduct strip searches. Speed and security considerations may require mixed-gender searches. If so, perform them in a respectful manner, using all possible measures to prevent any action that could be interpreted as sexual molestation or assault. The on-site supervisor carefully controls soldiers doing mixed-gender searches to prevent allegations of sexual misconduct.

**SCREENING**

10-24. Depending on the environment, screening may or may not be necessary. The screening process also identifies technicians and professionals to help administer the facility; for example, policemen, schoolteachers, doctors, dentists, nurses, lawyers, mechanics, carpenters, and cooks.

**IDENTIFICATION**

10-25. Identifying DCs may or may not be necessary; and it depends on guidance from higher headquarters, CA, and the HN. The need for ID varies from operation to operation, and it is used to—

- Verify rosters against the actual population.

- Provide timely reunification of family members.
- Match civilians with their medical records in case of a medical emergency or evacuation.
- Check identities of civilians against the transfer roster.

10-26. An ID card can be used to facilitate ID. It contains the civilian's name, photograph, and control number. The control number may be an ISN or a sequenced control number specific to the civilian. Color-coded IDs may be necessary to permit ID. An ID band permits rapid, reliable ID of an individual and may also be used in HA operations. While civilians cannot be prevented from removing or destroying bands, most will accept their use for ID purposes. When ID bands or cards deteriorate, replace them immediately.

### **CLOTHING AND EQUIPMENT**

10-27. Supply civilians with adequate, suitable clothing and sleeping equipment if they do not have supplies with them. Requisition clothing and equipment through NGOs, IHOs, and IOs when possible. In a hostile environment, use available captured clothing and equipment. Ensure that civilians wear clothing until it is unserviceable, and replace it as necessary.

### **SUBSISTENCE**

10-28. Ensure that food rations are sufficient in quantity, quality, and variety to maintain health and prevent weight loss and nutritional deficiencies. Consider the habitual diet of the civilian population. Ensure that expectant and nursing mothers and children under the age of 15 receive additional food in proportion to their needs. Increase the rations of workers based on the type of labor performed. Provide plenty of fresh potable water. Make minimal menu and feeding-schedule changes to prevent unrest among the population, and inform civilians when changes must be made.

### **DINING FACILITIES**

10-29. Dining-facility requirements for HA operations are similar to those for DC operations. If deemed necessary, the I/R facility commander can authorize local procurement of cooking equipment. Consult with SJA to determine the purchasing mechanism and the legality of items being purchased. Coordinate with NGOs, IHOs, and IOs for food service support. A qualified food service person is authorized in each 19547AB I/R detachment, and a food operations sergeant and a first cook provide food service support for each compound. Train selected civilians to perform food service operations, and ensure that they are constantly supervised by US food service personnel.

### **MEDICAL AND SANITATION CONSIDERATIONS**

10-30. The need for medical care and sanitation intensifies in an I/R environment due to its temporary nature, the lack of proper sanitation facilities, and the lack of basic community services (potable water and sewer). Enforcement and education measures ensure that the facility population complies with basic sanitation measures. Provide medical care via organic I/R medical personnel or coordinate with the appropriate HN medical authorities. To prevent communicable diseases, follow the guidance in FM 21-10 and other

applicable publications. Conduct routine, preplanned health, comfort, and welfare inspections that appear to be random. Ensure that inspections cause minimal disruption of space and privacy. Inspections ensure that the facility is safe, sanitary, and hazard-free. When conducting inspections—

- Ensure that their purpose is conveyed and emphasized to the civilian population.
- Respect cultural beliefs such as religious tenets and shrines. The INS, international support groups, community leaders, CA, and HN authorities are good sources for information regarding cultural sensitivities.
- Treat civilians and their possessions with respect.

## **SELF-GOVERNMENT**

10-31. The I/R facility commander determines whether self-government is required and appropriate. If responding to a natural disaster, such as an earthquake, the civilian government may not be affected and the I/R facility may be used as shelter only. However, if the civilian government cannot be established or is nonoperational, self-government may be appropriate. Chapter 5 and AR 190-8 contain procedures for establishing a CI committee. Use the procedures as a model for establishing a CA self-government, and coordinate with CA for assistance.

10-32. Self-government leaders can help solve problems before they become major events. The infrastructure of self-government promotes a stable environment where rapport is built between the facility commander, the civilian leadership, and the civilian population. This, in turn, reduces tension and provides an effective means of communicating reliable information to the facility population.

10-33. Civilians can submit complaints and requests to the I/R facility commander via—

- An elected civilian internment committee.
- A written complaint.
- A visiting representative of the UNHRC or a similar agency.

## **CONTROL AND DISCIPLINE**

10-34. Controlling people is the key to successful facility operations. Civilians housed in I/R facilities during HA are not prisoners. Consider this fact when drafting rules and guidelines. Establish, maintain, and enforce discipline and security to avoid unstable conditions that may further affect civilians during HA operations. Establish and explain rules that can be easily followed by everyone in the facility. Coordinate with SJA and HN authorities to determine how to enforce rules and how to deal with civilians who violate noncriminal rules. Publish and enforce rules of conduct and update them as necessary. The I/R facility commander serves as the single POC and coordinates all matters with outside organizations or agencies. Keep barracks rules brief and to a minimum (see Figure 9-3, page 9-15).

10-35. Discipline and control also apply to I/R facility personnel. They—

- Observe rigorous self-discipline.

- Maintain a professional, impersonal attitude.
- Follow the ROI and the ROE.
- Cope with hostile or unruly behavior and incidents calmly.
- Take fair, immediate, decisive action.

10-36. The I/R facility commander takes positive action to establish daily or periodic routines and responses that are conducive to good discipline and control. He ensures that I/R facility personnel—

- Enforce policies and procedures.
- Give reasonable orders decisively and in a language that residents understand.
- Post facility rules, regulations, instructions, notices, orders, and announcements that residents are expected to obey in an easily accessed area. Ensure that the information is printed in a language that residents understand, and provide a copy to residents who do not have access to posted copies.
- Ensure that residents obey orders, rules, and directives.
- Report residents who refuse or fail to obey an order or a regulation.
- Do not fraternize with residents.
- Do not donate or receive gifts or engage in any commercial activity with residents.

## ADMINISTRATION

10-37. Due to the large number of civilians requiring control and care, use HN civilians as cadre for facility administration when possible. The HN civilians should come from public and private welfare organizations and be under military supervision. Also encourage residents to become involved in facility administration. If possible, CA and I/R facility personnel organize and train cadre before the facility opens.

10-38. Problems might stem from civilians' state of mind. The difficulties they experienced may affect their acceptance of authority. They may have little initiative or may be uncooperative because of an uncertain future. They may be angry because of their losses, or they may resort to looting and general lawlessness because of their condition. The I/R facility commander can minimize difficulties through careful administration and—

- Maintaining different national and cultural groups in separate facilities or sections.
- Keeping families together.
- Separating unaccompanied males, females, and children under the age of 18 (based on HN laws as to when a child becomes an adult).
- Allowing civilians to speak freely to facility officials.
- Involving civilians in facility administration, work, and recreation.
- Establishing quick contact with agencies for aid and family reunification.

10-39. The I/R facility commander administers the facility to ensure that civilians are treated according to the following basic standards:

- Do not restrict their movement except when necessary for public health and order.
- Allow them to enjoy their fundamental rights.
- Treat them as persons whose plight requires special understanding and sympathy. Provide necessary assistance, and do not subject them to cruel, inhumane, or degrading treatment.
- Do not discriminate because of race, religion, political opinion, nationality, or country of origin.
- Recognize that they are persons before the law who enjoy free access to the courts of law and other competent administrative authorities.
- Provide them with necessities (food, shelter, and basic sanitary and health facilities).
- Maintain family units when possible.
- Provide assistance for tracing relatives.
- Protect minors and unaccompanied children.
- Allow them to send and receive mail.
- Permit material assistance from friends and relatives.
- Arrange for the registration of births, deaths, and marriages if possible.
- Grant them the means necessary to obtain a satisfactory, durable solution.
- Permit them to transfer assets to the country where they obtain a durable solution.
- Take steps to facilitate voluntary repatriation.
- Provide humane treatment and protect them against violence, intimidation, insults, and public curiosity.

10-40. Disseminating instructions and information to the facility population is vital. Communications may be in the form of notices on bulletin boards, posters, public address systems, loudspeakers, camp meetings and assemblies, or a facility radio station. The CA teams and area PSYOP units can help disseminate information.

10-41. Another tool for effective administration is using liaison personnel. Liaison involves coordination with all interested agencies. The US government and military authorities, allied liaison officers, and representatives of local governments and international agencies can provide assistance.

## **LAW AND ORDER**

10-42. The I/R facility commander is also the safety and security officer. He deals with crimes against persons and property, performs security patrols, and conducts reaction team operations. If an L&O team is attached to the organization, it performs L&O-related functions. Otherwise, the commander uses organic resources, such as an MP guard company, to establish an MP desk and blotter and perform other specific functions. The location of the MP station depends on the facility's layout and the commander's needs.

10-43. Some other sources for security officers include local police forces, HN paramilitary and military forces, and the facility population. Police personnel within the population can supplement security teams or constitute a facility police force if necessary. Internal and external patrols are necessary; however, ensure that security does not give the impression that the facility is a prison. Base patrol areas and distribution plans on the size of the facility and the number of civilians in each subdivision. Before apprehending a civilian, the commander coordinates with SJA and HN authorities to determine his jurisdiction and authority. He determines the disposition and the status of the subject and the disposition of the case paperwork, evidence (including crime lab analysis results), and recovered property. The commander also obtains information on items, procedures, and agreements unique to the supported HN.

10-44. Be prepared to perform civil-disturbance operations to restore L&O if HN reactionary forces are unavailable. Identify a reactionary force that can be immediately deployed and employed inside the facility to control a disturbance. The size of the reactionary force depends on the facility population and the available military forces. The reactionary force is well trained, well organized, and knowledgeable of applicable ROE, the use-of-force policy, and the use of NLWs and civil-disturbance measures. (See Appendix B and FM 19-15 for more information.)

10-45. Basic guidelines and the foundation for I/R facility L&O are provided in FMs 19-10 and 19-20. The I/R facility commander tailors the forms and procedures to his specific mission.

## **RULES OF INTERACTION**

10-46. The ROI provide soldiers with a guide for interacting with the civilian population. The following points may be included in the ROI:

- Avoid discussing politics or other policies with civilians.
- Avoid making promises. If cornered, reply with, "I will see what I can do."
- Refrain from making obscene gestures because civilians may understand the meaning.
- Avoid making derogatory remarks. Local linguists understand English and civilians might.
- Treat civilians equally. They may become offended if they do not receive the same treatment or resources others receive.
- Respect religious articles and materials.
- Treat medical problems seriously.
- Treat civilians with respect.
- Greet civilians in their own language.
- Clear phrases that civilians teach to soldiers through a linguist to ensure that they do not contain obscene language.

## **TRANSPORTATION**

10-47. The I/R facility requires adequate transportation assets. Since MP units have limited organic transportation assets, the unit MCO, the CA

transportation specialist, the HN, NGOs, and IHOs coordinate and determine the types and numbers of vehicles required and make provisions to have them on hand.

## **DISPOSITION**

10-48. The final step in HA operations is the disposition of civilians. Allowing civilians to return to their homes as quickly as conditions permit lessens the burden on military and civilian economies. It also reduces the danger of diseases that are common among people in confined areas. When civilians return home, they can help restore their towns and can better contribute to their own support. If civilians cannot return home, they may resettle elsewhere in their country. Guidance on the disposition of civilians comes from higher authority upon coordination with US forces, national authorities, and international agencies.

## **SECTION II - EMERGENCY SERVICES**

10-49. Government agencies are primarily responsible for ES (police, fire, rescue, and disaster preparedness). Military support to ES agencies can be provided as civil-military assistance. The ES operations are normally conducted in CONUS, but they can be conducted OCONUS.

## **IN CONTINENTAL UNITED STATES**

10-50. In the US, the federal government is responsible for ES at all levels. It provides planning advice and coordinates research, equipment, and financial aid. State and local governments determine the allocation of these resources. In the event of an emergency, US forces are prepared to help civil authorities restore essential services, repair essential facilities and, if necessary, ensure national survival. Federal statutes and military regulations govern conditions for employing active component (AC) and United States Army Reserve (USAR) military forces. (See FM 100-19 for more information.)

10-51. The DOD components develop appropriate contingency plans for disaster assistance and ensure coordination with the appropriate federal, state, and local civil authorities. When a disaster is so serious that waiting for instructions from higher authority causes unwarranted delays, a military commander can take action under DOD Directive 3025.1. The directive authorizes military forces to respond immediately to save lives, prevent human suffering, and mitigate great property damage. This support cannot exceed 72 hours without DOD approval. The commander promptly reports the action to higher authority and requests guidance if continued support is necessary or beyond his capability.

10-52. The AC and USAR forces used in disaster relief are under the command of their military superiors. Other military participation and the use of military resources occur on a mission-by-mission basis and end at the earliest practicable time. Commanders ensure that personnel participating in domestic assistance are not in violation of the Posse Comitatus Act. This act prohibits the use of federal military personnel to enforce federal, state, or local

---

laws unless expressly authorized by the Constitution or by an act of Congress. The act does not apply to state national guard (NG) forces unless they have been federalized. When placed on state active duty, NG forces (Army and Air) are under the C<sup>2</sup> of state authorities, not federal forces.

10-53. Measures to ensure the continuity of operations, troop survival, and the rehabilitation of essential military bases take precedence over military support of local communities. Consider requests for support on a mission-by-mission basis. With the exception of support directed in response to a nationally declared emergency, the military commander decides the necessity, amount, duration, and employment method of support rendered.

10-54. When committing USAR units or individual reservists to disaster relief operations, ensure that—

- The President's reserve call-up allows CONUS deployment of USAR troops.
- The commitment of USAR volunteers is consistent with Army policy for military assistance and is coordinated with the proper Corps of Engineer district or division to avoid duplication of effort. (The authority to commit USAR volunteers can be delegated no lower than CONUS Army.)
- Civil authorities make a firm commitment to repay active-duty tour (ADT) costs.
- State and local assets (including the NG) are committed if the requested assistance is within their capabilities.

10-55. A USAR commander can approve immediate-response, voluntary USAR participation during imminently serious conditions in a nondrill, nonpay status per DOD Directive 3025.1. The USAR members taking part in such support are performing official duty. The USAR commander—

- Does not order members to participate.
- Approves voluntary participation only when time or conditions do not permit seeking guidance from higher headquarters.
- Ensures that state and local assets are fully committed if the requested assistance is within their capabilities.
- Provides support on a mission-by-mission basis.
- Discontinues support when adequate state and local assets become available.

10-56. The MP units assisting ES operations in CONUS involve DOD-sponsored military programs that support the people and the government at all levels within the US and its territories. These programs and operations are classified as domestic support, and civil law and military regulations closely regulate a commander's authority and responsibilities.

10-57. Protecting life and property within the territorial jurisdiction of a community is the primary responsibility of state and local governments and civil authorities. Federal armed forces can be employed when—

- The situation is beyond state and local capabilities.
- State and local authorities do not take appropriate action.



## **FEDERAL EMERGENCY MANAGEMENT AGENCY**

10-58. The FEMA serves as the single POC within the US government for all emergency planning and management. It establishes and maintains a comprehensive, coordinated emergency management capability in the US. The FEMA plans and prepares for, responds and recovers from, and most importantly, mitigates the effects of emergencies, disasters, and hazards that range from safety and protection in the home to a nuclear attack. Within FEMA, two primary departments provide civil-defense plans and guidance.

### **Plans and Preparedness Department**

10-59. The Plans and Preparedness Department develops and implements overall concepts and policy guidance. It directs activities for nationwide plans and preparedness for emergencies during peace and war. The department develops guidance for federal emergency plans and state and local response capabilities, including tests and exercises for communications, warning, and damage assessment systems. It also develops policy guidance for stockpiling strategic materiel and develops plans, systems, and capabilities—

- To protect the US populace, government, and industry.
- For resource management and stabilization of the economy during emergencies.

### **Disaster Response and Recovery Department**

10-60. The Disaster Response and Recovery Department provides direction and overall policy coordination for federal disaster assistance programs. It advises the FEMA director on the mission, organization, and operation of the agency's disaster assistance program and the federal response and recovery capabilities. It administers federal disaster assistance and provides overall direction and management of federal response and recovery activities. The department develops summaries of existing situations to support the director's recommendation to the President on a state governor's request for a Presidential declaration of a major disaster or an emergency.

## **MILITARY POLICE SUPPORT**

10-61. The MP can be extremely valuable to civil authorities during ES. The CS and I/R MP units can operate an I/R-type facility that may become essential during ES. The MP units may be called upon to provide shelter to people whose community has been struck by a powerful disaster, such as a tornado or a hurricane. When civil authorities request assistance, MP units may be deployed and employed as part of a JTF anywhere in CONUS or its territories.

10-62. The MP support to ES in CONUS varies significantly from other I/R operations. The basic difference is that local and state governments and the federal government and its agencies have a greater impact and role in supporting and meeting the needs of an affected community. In CMO for disaster relief, MP receive missions from the FEMA through the DOMS and the chain of command. The MP commander uses the MDMP to determine the specific tasks necessary to accomplish the mission. Using the same format as

used in HA operations, the commander modifies and tailors the tasks as necessary.

10-63. If tasked to set up and operate an I/R facility, the MP commander retains control of military forces under his command. Depending on the situation, overall control of the facility may or may not be maintained by FEMA or the DOJ. Coordinate the location of the I/R facility with local authorities. The city chief of police, mayor, or ES director may have already selected a site that has easy access, is located on high ground, or is adjacent to other services.

10-64. The I/R facility commander may or may not be able to depend on local labor to help set up the facility. The victims' state of mind and their physical conditions may prevent them from participating in construction efforts. However, assistance may not be required if the Engineer Corps uses the TCMS to build shelters or if other shelters are available. Discuss the facility's setup with local, state, and federal relief agencies. Although the basic setup for HA operations may be adequate, the I/R facility commander can modify the setup to meet local needs. As a minimum, the facility should have stations for processing, medical screening, and distribution of personal-hygiene items.

10-65. Screening, classification, and ID requirements may not be needed in CONUS ES operations. Discuss these capabilities with local authorities to determine the need for them. As with HA operations, clothing requirements may exceed supply. This will be the case during destructive disasters such as tornadoes, fires, and hurricanes. Coordinate clothing, subsistence, medical, and dining-facility requirements with local, state, and federal relief agencies responding to the disaster.

10-66. Since the Posse Comitatus Act prohibits MP from enforcing civilian laws, local, state, and federal law enforcement officials perform discipline, control, and L&O of the facility. The MP can be used in conjunction with local, state, and federal law enforcement officials; but they cannot be directly involved in law enforcement functions such as search, seizure, and arrest. A facility staff member who observes a violation of criminal law reports the incident to civilian law enforcement officials. The ROI, if applicable, are provided by the JFC.

## **OUTSIDE CONTINENTAL UNITED STATES**

10-67. The FNs are responsible for providing ES for their citizens. When requirements exceed their capabilities, they may request assistance through the US Embassy.

10-68. The DOD components support or participate in foreign disaster relief operations when the DOS determines that disaster relief will be provided to the requesting country. Military commanders at the immediate scene of a foreign disaster may provide prompt relief operations to preserve lives and prevent injuries when time is of the essence and when humanitarian considerations make it advisable. Commanders taking such action immediately report operations according to the provisions of DOD Directive 5100.46.

10-69. The Assistant Secretary of Defense (ASD) for Democracy and Peacekeeping is the approval authority for committing DOD resources or services to foreign disaster relief operations. The DASD for H&RA (Global Affairs) is the DOD coordinator for foreign disaster relief operations. The Logistics Directorate (J4) is the joint staff's POC for the DOD Foreign Disaster Relief and Humanitarian Assistance Program.

10-70. The ASD for International Security Affairs approves DOD supplies and services for disaster and humanitarian purposes. He provides supplies and services from the most expedient source, which is normally the geographic command from whose theater the request emanates.

10-71. The geographic CINC assumes the primary coordinating role for providing DOD supplies and services. The military departments and the joint staff support the designated commander of a unified command as required, primarily by coordinating interdepartmental approval and funding processes through the DASD for H&RA (Global Affairs).

10-72. When a request emanates from a country not assigned to a geographic CINC under the Unified Command Plan, the joint staff or the J4 assumes the primary coordinating role in conjunction with the DASD for H&RA. Requests for DOD assistance are received from the DOS or the USAID through the OFDA.

#### **UNITED STATES AGENCY FOR INTERNATIONAL DEVELOPMENT**

10-73. The USAID administers the President's authority to coordinate assistance in response to disasters, as declared by the ambassador within the country or a higher DOS authority. The USAID is authorized to provide assistance, notwithstanding any other provision of law. This authority allows the USAID to expedite interventions at the operational and tactical levels using NGOs and other relief sources. The USAID—

- Organizes and coordinates the US disaster relief response.
- Responds to requests for disaster assistance.
- Initiates procurement of supplies, services, and transportation.

10-74. The Foreign Assistance Act is the authority for providing disaster relief to—

- Preserve life and minimize suffering by providing sufficient warning of natural events that cause disasters.
- Preserve life and minimize suffering by responding to natural and man-made disasters.
- Foster self-sufficiency among disaster-prone nations by helping them achieve some measure of preparedness.
- Alleviate suffering by providing rapid, appropriate responses to requests for aid.
- Enhance recovery through rehabilitation programs.

10-75. The USAID coordinates with the DOD on matters concerning defense equipment and personnel provided to the affected nation and to arrange DOD transportation. DOD Directive 5100.46 establishes the relationship between the DOD and the USAID. The DASD for H&RA is the primary POC. When the

USAID requests specific services from the DOD, typically airlift, it pays for the services. The CINC coordinates with the OFDA to arrange military and civilian assistance efforts. The USAID provides an excellent means for military and civilian operational-level coordination.

10-76. The USAID has operational links and grants relationships with many NGOs and IOs that have relief programs outside the US. These include the ICRC, the IFRC, the UNICEF, and the WFP. The USAID also coordinates with other governments responding to disasters through donor country coordination meetings to solve operational and political problems. The USAID can deploy a disaster assistance response team (DART) into the AOR to manage US relief efforts.

### DISASTER ASSISTANCE RESPONSE TEAM

10-77. The DART concept was developed to provide rapid response to international disasters. A DART provides specialists trained in a variety of disaster relief skills who assist US Embassies and the USAID in managing the US government's response to disasters.

10-78. The activities of a DART vary depending on the type, size, and complexity of the disaster. The DARTs coordinate with the affected country, other assisting countries, NGOs, IOs, and US military assets deployed to the disaster. During rapid-onset disasters, DARTs—

- Coordinate the needs assessment.
- Recommend US government response actions.
- Manage US government on-site relief activities.

During long-term, complex disasters, DARTs—

- Gather information on the disaster situation.
- Monitor the effectiveness of current US government-funded relief activities.
- Review proposals of relief activities for future funding.
- Recommend follow-on strategies and actions to the OFDA.

10-79. The number of people assigned to a DART depends on the activities needed to meet the strategic objectives. A DART consists of five functional areas—management, operations, planning, logistics, and administration:

- **Management.** It includes the oversight of DART activities, NGOs, IOs, other assisting countries, and the US military. It also involves the development and implementation of plans to meet strategic objectives.
- **Operations.** It includes all operational activities carried out by a DART, such as search, rescue, and aerial operations; technical support; and medical response. This function is most active during rapid-onset disasters.
- **Planning.** It includes collecting, evaluating, tracking, and disseminating information on the disaster. It also includes reviewing activities, recommending future actions, and developing operational (tactical) plans.
- **Logistics.** It includes providing support to the OFDA and DARTs by managing supplies, equipment, and services and by ordering,

receiving, distributing, and tracking people and US government-provided relief supplies.

- **Administration.** It includes the management of contracts, the procurement of goods and services required by the OFDA and DARTs, and the fiscal activities of DARTs.

10-80. The DART team leader organizes and supervises the DART. He is delegated authority from and works for the Assistant Director for Disaster Response or his designee. The delegation lists the objectives, priorities, constraints, and reporting requirements for the DART.

10-81. Before the DART departs, the team leader contacts the USAID or the US Embassy (if present in the affected country) to discuss the situation; review the structure, size, objectives, and capabilities of the DART; and identify the areas of support needed by the DART. Upon arriving in the affected country, he reports to the senior US official or the appropriate country official to discuss DART objectives and capabilities and to receive additional instructions and authority.

10-82. While in the affected country, the team leader advises the USAID or the US Embassy and receives periodic instructions from the agency. The DART follows instructions unless they conflict with OFDA policies, authorities, and procedures. Throughout the operation, the team leader maintains direct LOC with the OFDA.

10-83. The USAID or the US Embassy and the OFDA determine the duration of a DART operation after reviewing the disaster situation and the progress in meeting operational objectives. The DART is a highly flexible, mobile organization that is capable of adjusting its size and mission to satisfy the changing needs of the disaster situation.

10-84. A DART normally tailors its capabilities to the particular situation. It assesses the damage to the civil infrastructure, helps operate temporary shelters, and manages a CMO center. The CA units serve as liaison between military and local relief organizations, NGOs, IOs, and DARTs.

### **MILITARY POLICE SUPPORT**

10-85. The I/R unit support to ES OCONUS is similar to MP support during HA operations. The location, setup, construction, and tasks are based on the nature of the emergency and the needs of the HN.

## Appendix A

# Metric Conversions

This appendix complies with current Army directives which state that the metric system will be incorporated into all new publications. *Table A-1* is a conversion chart.

**Table A-1. Metric Conversion Chart**

<b>US Units</b>	<b>Multiplied By</b>	<b>Metric Units</b>
Cubic feet	0.0283	Cubic meters
Feet	0.305	Meters
Inches	2.54	Centimeters
Square yards	0.836	Square meters
<b>Metric Units</b>	<b>Multiplied By</b>	<b>US Units</b>
Centimeters	0.0394	Inches
Cubic meters	35.3	Cubic feet
Meters	3.28	Feet
Square meters	1.196	Square yards

## Appendix B

# Use of Force and Riot Control Measures

The I/R facility commander provides guidance to all MP guard forces in the appropriate use of force to protect internees and internment facilities and to control unruly and rebellious internee populations. This includes establishing uniform procedures that govern the use of force, weapons, and restraining devices. He ensures that a QRF is organized and trained to respond to disturbances inside and outside the facility—whether prisoners are creating a disturbance or there is a Level I threat against the facility. Supporting MP units train squad- to platoon-sized QRFs and squad-sized elements for extraction and apprehension teams. (See FM 19-15 for more information on civil disturbances.)

### USE OF FORCE

B-1. When force is necessary, use it according to the priorities of force and limit it to the minimum degree necessary. (See AR 190-14 for the use of deadly force.) The application of any or all of the priorities of force, or the application of a higher numbered priority without first employing a lower numbered one, depends on and will be consistent with the situation encountered. Per AR 190-47, the priorities of force are—

- First: Verbal persuasion.
- Second: Show of force.
- Third: Chemical aerosol irritant projectors (subject to local and HN restrictions).
- Fourth: Use of physical force (other than weapons fire).
- Fifth: Presentation of deadly force.
- Sixth: Deadly force.

B-2. The I/R commander coordinates with the higher echelon commander and the SJA. He designates representatives who are authorized to direct the use of firearms and riot control agents during riots or disturbances. He includes the rules for using these means in appropriate plans, orders, SOPs, and instructions. He specifies the types of weapons to be used, which are not limited to shotguns and pistols for guarding prisoners.

### DEADLY FORCE

B-3. Deadly force causes death or serious bodily harm. It is a destructive physical force against a person using a weapon or equipment that exerts deadly force. Use deadly force in extreme situations, when all lesser means have failed or cannot be used reasonably. Deadly force is authorized for the following reasons:

- **Self-defense and the defense of others.** Deadly force is authorized to protect an MP, a guard, or any person who believes he or others are in imminent danger of death or serious bodily harm.
- **Protection of assets involving national security.** Deadly force is authorized to prevent the theft or sabotage of assets vital to national security.
- **Protection of assets inherently dangerous to others.** Deadly force is authorized to prevent the theft or sabotage of resources, such as operable weapons or ammunition, that are inherently dangerous to others.
- **Serious offenses against persons.** Deadly force is authorized to prevent a serious offense involving violence or a threat of death or serious bodily harm.
- **Arrests and apprehensions.** Deadly force is authorized to arrest or apprehend a person who has committed an offense as specified in bullets 2 through 4 above.
- **Escapes.** The law of land warfare permits deadly force to prevent an EPW or an RP from escaping if he poses a threat of serious bodily harm to security personnel or others. If a CI tries to escape, force can only be used when the ROE authorizes it (see AR 190-8).

**NOTE: See AR 190-14 for more information on the use of deadly force.**

B-4. The I/R facility commander ensures that soldiers understand the ROE, including the use of the term *halt*, the use of deadly force, and the ban on using physical or imaginary deadlines. He also ensures that EPWs and RPs understand the meaning of the English word *halt*.

B-5. When a prisoner tries to escape, the guard shouts *HALT* three times. He then uses the least amount of force necessary to stop the escape. If there is no other effective means of preventing escape, deadly force can be used. **Do not** fire on a prisoner unless he has cleared the outside fence (barrier, concertina wire, or razor tape) and is making a further effort to escape. **Do not** fire on a prisoner attempting to escape outside a fenced enclosure unless he does not halt after the third command. An escape is successful if a prisoner—

- Reaches the lines of a force of which he is a member or the allies of that power.
- Leaves a territory that is not controlled by the US or its allies.

## **RULES OF ENGAGEMENT**

B-6. Commanders balance the physical security of forces with mission accomplishment and the ROE issued for the mission. The unified commander develops ROE for his forces. They are based on guidance from the national command authority; operational, political, diplomatic, and legal considerations; mission requirements; threat assessments; the law of land warfare; and HN or third-country constraints on deployed forces.

B-7. The political situation may influence the ROE and conflict with physical-security needs. In these cases, commanders weigh the political gains against the risk to the force. They clearly state their objectives with defined



operational limits that allow mission accomplishment and protect deployed forces.

B-8. Restrictions on combat operations and the use of force are clearly explained in the ROE and understood and obeyed at all levels. Soldiers study and train in the use of the ROE and discuss the ROE for their mission. Misunderstandings and actions, no matter how minor, may have far-reaching repercussions because friendly and enemy media can exploit incidents rapidly.

B-9. The ROE address specific distinctions between internee categories and the instruments of control available for each. Use the following issues to develop guidelines:

- What is considered deadly force?
- Under what conditions—
  - Will deadly force be used?
  - Will nonlethal technology be used?
- What are the required warnings (see ARs 190-8 and 190-14) before using force (nonlethal or lethal)?

## **NONLETHAL WEAPONS**

B-10. The DOD defines NLWs as weapons that are explicitly designed and primarily employed to incapacitate personnel or material, while minimizing fatalities, permanent injury to personnel, and undesired damage to property and the environment. Unlike conventional weapons that destroy their targets through blast, penetration, and fragmentation, NLWs employ other means to prevent the target from functioning.

B-11. The NLW doctrine and concepts of operation are designed to reinforce deterrence and expand the range of options available to commanders. They enhance the capability of US forces to accomplish the following objectives:

- Discourage, delay, and prevent hostile actions.
- Limit escalation.
- Take military action in situations where the use of lethal force is not the preferred option.
- Protect US forces.
- Disable equipment, facilities, and personnel.

B-12. The zero probability of producing fatalities or permanent injuries is not a requirement of NLWs. Complete avoidance of these effects is not guaranteed or expected; however, NLWs significantly reduce them as compared to lethal weapons. When drafting the ROE, clearly articulate that using NLWs is an additional means of employing force for the particular purpose of limiting the probability of death or serious injury to noncombatants or belligerents. However, the use of deadly force is an inherent right of individuals when they, their fellow soldiers, or personnel in their charge are threatened with death or serious bodily harm. The use of NLWs adds flexibility when controlling disturbances in an I/R facility by providing an environment where guard forces can permissively engage threatening targets with limited risk of noncombatant casualties and collateral damage (see FM 90-40). Table B-1, page B-4, shows lethal, nonlethal, and ineffective zones of NLWs.

**Table B-1. Range of NLWs**

NLW	Meters												
	0	5	15	20	25	30	35	50	55	65	95	100	120
MCCM	█	█	█	█	█	█	█	█	█	█	█	█	█
Stun hand grenade	█	█	█	█	█	█	█	█	█	█	█	█	█
12-gauge point	█	█	█	█	█	█	█	█	█	█	█	█	█
12-gauge area	█	█	█	█	█	█	█	█	█	█	█	█	█
40-millimeter point	█	█	█	█	█	█	█	█	█	█	█	█	█
66-millimeter sting ball	█	█	█	█	█	█	█	█	█	█	█	█	█
66-millimeter flash bang	█	█	█	█	█	█	█	█	█	█	█	█	█
66-millimeter CS grenade	█	█	█	█	█	█	█	█	█	█	█	█	█

Lethal zone  
 Nonlethal zone  
 Ineffective zone

B-13. The use of lethal force under the standing ROE is never denied. Never deploy forces without giving them the ability to defend themselves against a lethal threat. Ensure that they are trained, armed, and equipped for combat. Nonlethal force is a complement to, not a replacement for, lethal force. Expand a proactive response across the range of military operations. Delegate the decision to use NLWs against an adversary during a confrontation to the lowest possible level, preferably to the platoon or the squad. Ensure that all personnel, not just leaders, have a clear understanding of the ROE and the commander’s intent (see FM 90-40).

B-14. Facility commanders consider the use-of-force options discussed in this appendix and AR 190-14 when dealing with disruptions. They substitute nonlethal devices for firearms when they are adequate for MP to safely perform their duties. Currently, MP have the following nonlethal options available for crowd control:

- Riot control agents.
  - O-chlorobenzylidene malonitrile (CS).
  - Oleoresin capsicum (OC).
- MWDs.
- MP clubs.
- Riot batons.

B-15. Commanders and public affairs officers are prepared to address media questions and concerns regarding the use and role of NLWs. They make it clear that the presence of NLWs in no way indicates abandoning the option to employ deadly force in appropriate circumstances.

## ADVANTAGES

B-16. The NLWs provide the flexibility to favorably influence a situation with reduced risk of noncombatant fatalities and collateral damage. They are more humane, which is consistent with the political and social intent of humanitarian and peacekeeping missions. The force that properly employs NLWs gains an advantage over forces who rely on lethal options alone because the degree of provocation required to employ these options is substantially less. This advantage provides a proactive posture and a quicker response. It also diminishes the likelihood of a situation escalating to a point where deadly force is required.

B-17. The NLWs are less likely to provoke others; however, they may provoke a negative response. Demonstrated restraint greatly diminishes feelings of anger and remorse when deadly force is required after nonlethal options fail. The NLWs facilitate postincident stabilization by reducing internee alienation and collateral damage.

## TRAINING

B-18. Soldiers and leaders are trained in the correct employment of NLWs. They understand the limited use of these systems in environments with restrictive ROE. Their training is continuous at all levels so that they understand when and how to effectively and properly employ NLWs. The incorrect application of NLWs can have significant operational and political ramifications. Well-trained MP leaders who provide timely, clear guidance to soldiers ensure mission accomplishment.

B-19. Many NLWs have maximum-effective and minimum-safety ranges. Individuals struck short of the minimum safety range often suffer severe injuries or death, while the effects of most nonlethal devices are greatly mitigated at longer ranges. Engage the threat within the nonlethal zone, which is beyond the lethal zone and short of the ineffective zone (see Table B-1).

B-20. When training with and planning for the use of NLWs—

- Never apply them in situations where deadly force is appropriate.
- Never apply them in situations that will place troops in undue danger.
- Always cover them with deadly force.

## TACTICS

B-21. Establish riot control teams that have a minimum response time. Due to the physical nature of riot control, individuals in riot control formations do not carry long rifles. Lethal attachments follow closely behind riot control formations to provide lethal coverage for the entire formation.

B-22. During a nonlethal engagement, a designated marksman supplies lethal overwatch to provide confidence and safety to those facing a riot. The marksman is in an overwatch position and armed with a standard infantry rifle, mounted with a high-powered scope. If a lethal threat is presented, he can scan the crowd to identify agitators and riot leaders for apprehension. He can also fire lethal rounds if warranted. Designated marksmen are ideally suited for flank security and countersniper operations.

**NOTE: See FM 90-40 for an in-depth discussion on the tactics associated with employing NLWs.**

## **CROWD DYNAMICS**

B-23. A commander considers crowd control and the dynamics caused by several people living in close quarters. Generally, he is concerned with two types of disturbances—riots and disorders. Prisoners may organize disturbances within an I/R facility to wear down the guard force.

B-24. Simply being a part of a crowd affects a person. Each person is open to actions that are different from his usual behavior. For example, crowds provide a sense of anonymity because they are large, often temporary, congregations. Crowd members often feel that their moral responsibility has shifted from themselves to the crowd as a whole. Large numbers of people discourage individual behavior, and the urge to imitate is strong in humans. People look to others for cues and disregard their own background and training. Only well-disciplined persons with strong convictions can resist conforming to crowd behavior. Crowd behavior influences the actions of disorderly participants and the authorities tasked to control them.

B-25. Under normal circumstances, a crowd is orderly and does not present a problem to authorities. However, when crowd behavior violates laws or threatens life or property, a disturbance ensues.

## **CROWD BEHAVIOR**

B-26. The presence or absence of social factors (leadership, moral attitudes, and social uniformity) may influence crowd behavior. Leadership has a profound effect on the intensity and direction of crowd behavior. When blocked from expressing its emotions in one direction, a crowd's frustration and hostility may be redirected elsewhere. The first person to give clear orders in an authoritative manner may become the leader. Agitators can exploit the crowd's mood and convert a group of frustrated, resentful people into a vengeful mob. Skillful agitators, using clandestine communications within an I/R facility, can reach large portions of the population and incite them to unlawful acts without having direct personal contact. In an I/R environment, any crowd can be a threat to L&O because it is open to manipulation.

B-27. Crowd behavior may be affected by panic or emotional contagion, which provides psychological unity. The unity is usually temporary, but it may be long enough to push a crowd to mob action. When emotional contagion prevails, normal L&O are suppressed, increasing the potential for violence. Panic can occur during a disturbance when—

- Crowd members perceive that their safety is at risk and they attempt to flee the area.
- Crowd members cannot disperse quickly after exposure to riot control agents.
- Escape routes are limited, blocked, or congested.

B-28. Members of the control force are also susceptible to crowd behavior. They may become emotionally stimulated during a tense confrontation and must exercise individual and collective restraint. Rigorous training, firm and

---

effective leadership, and complete awareness and understanding of the ROE and the ROI are necessary to offset the effect of crowd contagion on the control force.

## CROWD TACTICS

B-29. In disturbances, crowds employ any number of tactics to resist control and achieve their goals. Tactics may be planned or unplanned and violent or nonviolent. The more purposeful the disturbance, the more likely the possibility of well-planned tactics.

### Nonviolent Tactics (Disorders)

B-30. Nonviolent tactics include name calling, conducting demonstrations, refusing to work or eat, participating in a work slowdown, damaging or destroying property, and building barricades. Demonstrators may converse with control force members to distract them or gain their sympathy. They may use verbal abuse such as obscene remarks, taunts, ridicules, and jeers. Crowd members want to anger and demoralize the opposition, and they want authorities to take actions that can later be exploited as acts of brutality.

B-31. In compounds where women, children, and elders are interned, they may be placed in the front ranks of the demonstration to discourage countermeasures by the control force. When countermeasures are taken, agitators try to stir public displeasure and embarrass the control force through the media. Internees may form human blockades to impede movement by sitting down in footpaths or entrances to buildings within the compound. This disrupts normal activity and forces control personnel to remove demonstrators physically. Demonstrators may lock arms, making it hard for the control force to separate and remove them, so that it appears the control force is using excessive force.

B-32. Nonviolent tactics include the following types of disorders:

- **Demonstrations.** Demonstrations are actions by groups of people whose behavior, while not violent, is in conflict with those in authority. They are characterized by unruliness and vocal expressiveness without violence. Demonstrations may be organized in celebration of national holidays or as protests against food, clothing, living conditions, or treatment.
- **Refusal to work or eat.** Housed personnel may refuse to work or eat, collectively or individually, as a means of harassing the detaining power or in an attempt to gain concessions from the detaining power. This type of disorder can normally be controlled by promptly isolating and segregating offenders and ringleaders.
- **Work slowdown.** Housed personnel may initiate a deliberate work slowdown to delay the completion of projects, thereby harassing the detaining power. Disorders of this nature can also be controlled by promptly isolating and segregating offenders and ringleaders.
- **Damage or destruction of property.** Housed personnel often damage or destroy property to harass the detaining power, to impede or prevent normal operation of the facility, or for tactical purposes.

This type of disorder can normally be controlled by identifying, isolating, and segregating offenders.

- **Unorganized disorders.** Unorganized disorders are spontaneous and are started by the actions of a single individual. Like all disturbances, their prompt control is essential.

### **Violent Tactics (Riots)**

B-33. Violent crowd tactics can be extremely destructive. They include attacking other internees, guards, or government property and setting fires or bombings for escape, grievance, tactical, or political advantages. The attitude and ingenuity of crowd members, the training of their leaders, and the materials available are the only limits to violent crowd tactics. Crowd or mob members may commit violence with crude, homemade weapons or anything else that is available. If violence is planned, crowd members conceal makeshift weapons or tools for vandalism.

B-34. Crowd members can erect barricades to impede movement or to prevent the control force from entering an area or a building. They may use vehicles, trees, furniture, fences, or other material to build barricades. In an effort to breach barriers, rioters may throw grapples into wire barricades and drag them. They may use grapples, chains, wires, or ropes to pull down gates or fences to effect a mass escape. They may use long poles or homemade spears (tent poles) to keep control forces back while removing barricades or to prevent the use of bayonets.

B-35. Rioters can be expected to vent their emotions on individuals, troop formations, and control force equipment. They may throw rotten fruits and vegetables, rocks, bricks, bottles, or improvised bombs. They may direct dangerous objects (vehicles, carts, barrels, or liquids) at troops located on or at the bottom of a slope. They may drive commandeered vehicles toward troops to scatter the control force formation and jump out of vehicles before reaching roadblocks and barricades. Rioters may set fire to buildings or vehicles to block the advance of the control force formation, create confusion and diversion, destroy property, and mask escapes. Types of riots include—

- **Organized riots.** Leaders of housed personnel reorganize the internee population into quasi-military groups. The groups are capable of developing plans and tactics for riots and disorders. Riots can be instigated for—
  - **Escapes.** Leaders organize a riot as a diversion for an escape attempt by selected individuals or small groups or for a mass escape attempt.
  - **Political purposes.** Riots are often organized for propaganda or to embarrass the detaining power in its relations with protecting powers and other nations. They may also be organized to intimidate individuals or groups that may have been cooperative with the detaining power.
  - **Grievance protests.** A grievance protest can be organized as a riot. Under normal circumstances, this type of riot is not extremely violent in nature. It may turn violent when leaders try

to exploit the successes of the riot or the weaknesses of the detaining power.

- **Tactical purposes.** Riots are often organized for the sole purpose of diverting the detaining power, thereby limiting its ability to perform the mission.
- **Unorganized riots.** Unorganized riots are spontaneous, although they can be exploited and diverted by leaders into different types of riots. They may begin as a holiday celebration, a group singing, or a religious gathering. Under determined leadership, the pattern of these gatherings can change to an organized riot.
- **Multiple riots.** When housed personnel in one compound start rioting, personnel in other compounds may also riot. To meet this situation with only one riot control force available, the force commander first subdues the most riotous compound. He also employs riot control teams to contain the other compounds where rioting is taking place until the riot control force is free to subdue offenders. If another alert force is available, it channels additional rioters to a different area than the original rioters.

## RECORD OF EVENTS

B-36. Initiate a record of events to provide a basis for preparing and submitting a formal report to higher headquarters. Include the—

- Time the incident was reported and by whom.
- Time the enclosure commander reported to his commander.
- Time the riot control force was alerted.
- Time the riot control force commander reported to the affected enclosure.
- Time the riot control force entered the enclosure.
- Weather conditions as they relate to the use of riot control munitions, the types and amounts used, and their results and effects.
- Number of US personnel injured or killed, a description of how they were injured or killed, and the medical attention they received.
- Number of housed personnel injured or killed, a description of how they were injured or killed, and the medical attention they received.
- Time the operation was completed and when the riot control force cleared the enclosure.

## RIOT CONTROL MEASURES

B-37. The commander exercises effective control of internees by quickly restoring order. Have a well-developed, well-rehearsed plan for defusing tense situations, handling unruly captives, and quelling riots. Because of the differences in I/R facilities, consider the—

- Terrain features.
- Types of structures.
- Number of internees.
- Size of control forces.

B-38. Restore order using the least amount of force possible. The PSYOP resources often play an effective role in restoring order to the compound. If necessary, use riot control agents (CS and OC) and NLWs to incapacitate rioters.

B-39. Preplan riot control measures before a crisis occurs. Control forces will be prepared to react in an emergency and can successfully contain and neutralize the situation. The preplanning process includes training, planning, and intelligence gathering.

## **TRAINING**

B-40. Train the QRF and associated teams in the five basic riot control formations—line, wedge, echelon, diamond, and circle—on a regular basis. Establish a continuous training program that includes—

- Law of land warfare principles, specifically the provisions of the Geneva Conventions.
- Supervisory and human relations techniques.
- Self-defense methods.
- The use of force (riot batons, M16 with and without bayonet, and fatal areas of the body to avoid when using them).
- Weapons familiarization and qualification.
- Public relations.
- First aid.
- Emergency plans.
- Compound regulations.
- Intelligence and counterintelligence techniques.
- Cultural customs, habits, and religious practices.
- Simple training in internees' language.
- The use of riot control agents and the various methods of dispersing them.
- The use of NLWs.

B-41. Ensure that personnel assigned or attached to I/R facilities are oriented and specially trained in the custody and control of EPWs and CIs. Everyone working in the compound must be fully cognizant of the provisions of the Geneva Conventions as they apply to EPWs, CIs, and soldiers who are guarding prisoners.

## **PLANNING**

B-42. The planning process begins during the preplanning process. When the QRF is alerted of a riot situation, leaders and members further develop preplans to fit the situation. This planning process is essential to successfully contain and neutralize a riot. When using riot control agents, ensure that plans are flexible enough to accommodate changes in the situation and weather. Consider the strict accountability and control required when employing riot control agents. They can be employed only when the commander specifically authorizes their use, and their use must be reported.



B-43. Other planning factors to consider are the weather; the cause, nature, and extent of the disturbance; and the demeanor and intent of the gathered EPWs. Based on an analysis of these factors, the commander makes an estimate (as thorough as time permits) of the situation. He considers a course of action, selects riot control agents, and determines munition needs.

B-44. Plans also address the security of riot control agents during storage, transportation, and employment. The wind direction, the size of the area, and the proximity of civilian communities may preclude the use of large quantities of riot control agents. In such cases, it may be necessary to use low concentrations to break up a crowd into smaller groups.

B-45. When dealing with a large group of rioting EPWs, plans should indicate how the control force channels and controls EPW movement in a specific direction. This is usually to an area where another force is waiting to receive, hold, and search them. Include information on how riot control agents are employed to cover the target area with a cloud of sufficient strength to produce desired results. Once the proper concentration is reached, the control force maintains the concentration until rioters are channeled into the predetermined area. When dispersers are used, the dispersal team maintains the concentration by moving along the release line at an even rate and repeating the application as necessary.

B-46. During a riot, another riot may start in a neighboring compound, so ensure that contingency plans are in place to subdue it also. Quell the most riotous compound first, and then move to the next. Employ riot control teams to contain other compounds where rioting is taking place until a riot control force is free to subdue them.

B-47. Include serious-incident reporting procedures in riot control plans. Initiate a record of events to provide a basis for preparing and submitting a formal report to higher headquarters. (See paragraph B-36.)

## **INTELLIGENCE GATHERING**

B-48. The preplanning process also includes intelligence gathering. It includes maintaining updated drawings of the I/R compound and identifying potential threats from within the EPW population. (See Chapter 3.)

## **RIOT CONTROL AGENTS**

B-49. There are two riot control agents used to quell riots and disperse crowds. They are CS and OC.

### **O-CHLOROBENZYLIDINE-MALONITRILE**

B-50. The CS is effective in very small quantities, and its effect on eyes and respiratory systems are realized within seconds. It causes an extreme burning sensation in eyes, an abundant flow of tears, coughing, breathing difficulty, tightness in chest, involuntary closing of eyes, stinging sensation on moist-skin areas, and sinus and nasal drip. High concentrations also cause nausea and vomiting, especially when ingested. The effects last 5 to 10 minutes after individuals are removed from the contaminated area and placed

in a clean area. Exposure to CS makes individuals incapable of executing organized or concerted actions.

B-51. Administer first aid to victims by moving them to uncontaminated areas and facing them into the wind. Caution them not to rub their eyes, and keep affected people well apart. Have victims shower with cool water for 3 to 5 minutes and then proceed with normal showering. For gross contamination, flush victims' bodies with large amounts of cool water, wash them with a 5 percent sodium bisulfite solution (except in and around their eyes), and flush them again with water. (A 1 percent sodium carbonate or sodium bicarbonate solution can be substituted for the sodium bisulfite solution.)

B-52. The CS is delivered by a variety means—bursting, aerosol, 37-millimeter and 12-gauge projectiles, and fogging. It has the greatest effect when there is little or no wind, and effectiveness is greatly diminished by rain. The persistency of CS varies according to wind conditions. The powder form persists longer in still air and in wooded terrain, and it should not be used in areas where lingering contamination could cause problems.

## OLEORESIN CAPSICUM

B-53. The OC provides a safe, effective alternative to traditionally employed riot control agents. When used properly, it turns the most violent offender into a docile, cooperative individual who no longer poses a threat to others. It diverts the threat's attention from making or continuing an assault. **NOTE: HN laws may prohibit or restrict the use of certain chemical compounds, such as OC.**

B-54. The OC is not a chemical agent, but it is 750 times more powerful than CS. It is an organic, naturally occurring, inflammatory compound that is derived from a blend of 300 varieties of pepper plants. As an inflammatory agent, OC causes swelling of eyes and breathing passages almost immediately. When inhaled, the respiratory tract is inflamed and breathing is restricted to short, shallow breaths. However, it does not shut down the respiratory system. The physiological response increases OC's effectiveness, regardless of the subject's emotional or physical state. It is effective against emotionally disturbed individuals, persons under the influence of drugs or alcohol, and domestic and wild animals.

B-55. The OC causes intense burning of exposed skin, dilation of capillaries, swelling of eyelids, burning and involuntary closing of eyes, uncontrollable coughing, gagging, gasping for air, temporary loss of strength and coordination, and a change in skin color (slight to bright red). The effects of OC last 30 to 40 minutes after removal to fresh air. There is no permanent damage to the respiratory system, eyes, or skin.

B-56. There is a risk of fatalities in persons with preexisting respiratory or cardiac conditions. Ensure that medical support is readily available when using OC in a civilian/refugee situation to prevent injury or death if an individual fails to recover.

B-57. Disadvantages of OC include—

- Canisters will depressurize over time if they are not checked regularly.
- Criminals have access to OC and may use it against the control force.

- Canisters must be shaken on a regular basis.
- Individuals from cultures that use cayenne pepper on a regular basis may become immune to OC.
- Rain decreases the effectiveness and requires a longer spray duration.
- Strong winds decrease effectiveness and can result in blowback that might contaminate control forces.

## DISSEMINATION OF CHEMICAL IRRITANTS

B-58. There are five methods of dissemination for chemical irritants. They are pyrotechnic, bursting, aerosol, fogging, and a multipurpose grenade.

### Pyrotechnic

B-59. The irritant and an inert material are placed in a canister that is ignited when the device is activated. The irritant is carried into the air on smoke particles of the inert material. This method of dissemination has the following disadvantages:

- May cause a fire.
- Has a very slow saturation time.
- Takes 40 to 45 seconds to completely burn.
- Can be thrown back even while burning.

### Bursting

B-60. The irritant and an inert powder are contained in a serrated canister. After a small detonation, the canister splits and expels the irritant in the form of a cloud. This method of dissemination has the following advantages and disadvantages:

- **Advantages.**
  - Has no risk of fire.
  - Cannot be thrown back.
  - Disseminates quickly.
  - Is very effective, easy to carry, and easy to control.
- **Disadvantages.**
  - The canister may fragment when detonated.
  - The fuse head may separate from the canister.
  - The percentage of irritant disseminated is 50 to 90 percent.
  - The direction of the cloud formation depends on where the device is detonated.

### Aerosol

B-61. The irritant is suspended in an inert liquid located in the rear of a projectile. When the projectile strikes a structure and penetrates, the rear portion splits open and the irritant is disseminated in the form of a mist. The aerosol device is the most appropriate for tactical operations when chemical irritants are used before entry. This method of dissemination has the following advantages and disadvantages:

- **Advantages.**

- Is easy to carry and control.
- Can be deployed with 40-millimeter, 37-millimeter, or 12-gauge ammunition.
- Disperses contents quickly.
- Is accurate (fin-stabilized), but practice firing is necessary.
- **Disadvantages.**
  - May cause injury if fired from close range.
  - May strike a weak portion of a structure.

### **Fogging**

B-62. The irritant is suspended in a fogging solution and dispersed with a fogging machine. It is used for riot control and crowd dispersal. This method of dissemination has the following advantages and disadvantages:

- **Advantages.**
  - Is capable of producing enough irritant to cover 100,000 cubic feet of an enclosed area in 26 seconds.
  - Disseminates very quickly.
  - Has high-volume capabilities.
- **Disadvantages.**
  - Is too noisy for a close-in tactical situation.
  - Is cumbersome and not recommended for tactical operations.

### **Multipurpose Grenade**

B-63. A multipurpose grenade can be hand-thrown or launched from a shotgun with an adapter. It has an extended shelf life of 6 years and an adjustable fuse delay of 2 to 5 seconds. The irritant is located in the cylinder portion of the device and is forced out the bottom of the grenade upon detonation.

**WARNING**

**Injury to your hand may result if a multipurpose grenade is deployed incorrectly. Observe all safety rules.**

### **POSITIONS**

B-64. Riot control formations are usually equipped with riot batons, rifles (with or without bayonets), or shotguns. All personnel use the right hand grip when holding a baton or a weapon. This presents a uniform, formidable appearance to rioters, eliminates weak spots in the formation caused by inconsistent weapon positions, and is safer for soldiers in close movements. (See STP 19-95B1-SM for more information on individual movements and positions.)

---

## BATONS

B-65. Three steps are necessary to obtain a secure grip on the riot baton. This method of gripping the baton provides a secure grasp, and the baton can be released quickly by simply relaxing your hand.

**Step 1.** Place the thong of the baton around your right thumb.

**Step 2.** Hold the baton so that the thong hangs over the back of your hand.

**Step 3.** Roll your hand into the baton handle so that the thong is pressed against the back of your hand.

B-66. There are three baton positions used in riot control. They are parade rest, port, and on guard:

- **Parade rest position.** The parade rest position is a relaxed, ready position. Your feet are shoulder width apart, both arms hang naturally in front of your body, and the baton is horizontal. Your left palm is facing out, and your right palm is facing in toward your body. Your hands are about 6 inches from the ends of the baton.
- **Port position.** The port position is a ready position. It is particularly well suited for individual defense. Your right hand and forearm are parallel to the ground, and your left hand is level with your left shoulder. The striking end of the baton bisects the angle between your neck and left shoulder. The baton is held about 8 inches from your body, and your feet are shoulder width apart.
- **On-guard position.** The on-guard position is a ready position. Do not maintain it for long periods of time, because it is tiring. Your left foot is placed forward of your right foot. Your feet are spread apart, and your knees are slightly bent. Your right hand and the butt end of the baton are placed snugly against your hip. Your body is bent slightly forward at your waist. Your left arm is bent so that your forearm protects your throat area, yet allows a thrust to be made. From the on-guard position, soldiers can execute a—
  - **Short thrust.** Rapidly step forward with your left foot, and drive the striking end of the baton into a vulnerable point of the opponent's body. Return to the on-guard position after delivery.
  - **Long thrust.** Rapidly step forward with your right foot, and thrust the striking end of the baton into a vulnerable point of the opponent's body. Return to the on-guard position after delivery.
  - **Butt stroke.** Advance your body rapidly off your right foot, and snap the butt end of the baton to the left, striking the opponent's shoulder or jaw. Return to the on-guard position after delivery.

### Baton Smash

B-67. A baton smash can be delivered from a parade rest, port, or on-guard position. Hold the baton horizontal to the ground, about chest height. Advance your left foot rapidly, snap both arms straight, and smash the length of the baton across the opponent's chest. Return to the on-guard position after delivery.

## Fatal Areas

B-68. Do not use a riot baton to strike a fatal area (the head, the side of the neck, the throat, the heart area, or the armpit). Do not raise a riot baton above your head to strike an adversary in club fashion. It is likely to cause permanent injury and also projects an unfavorable image of the control force.

B-69. Soldiers use riot batons to defend themselves against armed and unarmed attackers. Use the baton to block or deflect an opponent's blow; then counter with a thrust, a butt stroke, or a baton smash. These defensive techniques can be performed from any position.

**NOTE: See FM 19-15 for detailed information on using a riot baton.**

## WEAPONS

B-70. There are three weapon positions used in riot control—safe-port, safeguard, and on-guard positions.

- **Safe-port position.** The safe-port position is quite effective when making a show of force. It is similar to the port arms position in FM 22-5, except the weapon is raised until your left, upper arm is parallel with the ground. In this elevated position, participants in the rear of the crowd can see bayonets. The sight of bayonets creates an impression of strength and numerical superiority. Do not keep troops in this position long because it is very tiring. The control force moves into and assembles from all riot control formations with weapons in the safe-port position. Upon receiving the preparatory command to move into or assemble from a riot control formation, soldiers assume the safe-port position.
- **Safeguard position.** This is a position of semireadiness. It is less tiring than the on-guard position and is used to rest troops when circumstances permit. As troops advance, they maintain the safeguard position until contact is made or resistance is expected. The safeguard position is also used when troops are pursuing a crowd that is withdrawing without resistance. In the safeguard position, your right hand is against the right side of your waist, and the weapon is pivoted forward until the bayonet is at the crowd's throat level.
- **On-guard position.** This is a position of complete readiness. It is used when troops are in contact with a group that is showing resistance or hesitation to withdraw. Assume the on-guard position from the safeguard position. Place your feet a comfortable distance apart, and align your left heel with your right toe. Bend your knees slightly and lean forward at your waist, keeping the bayonet at throat level. Do not keep troops in this position long because it is very tiring. Rest troops when circumstances permit.

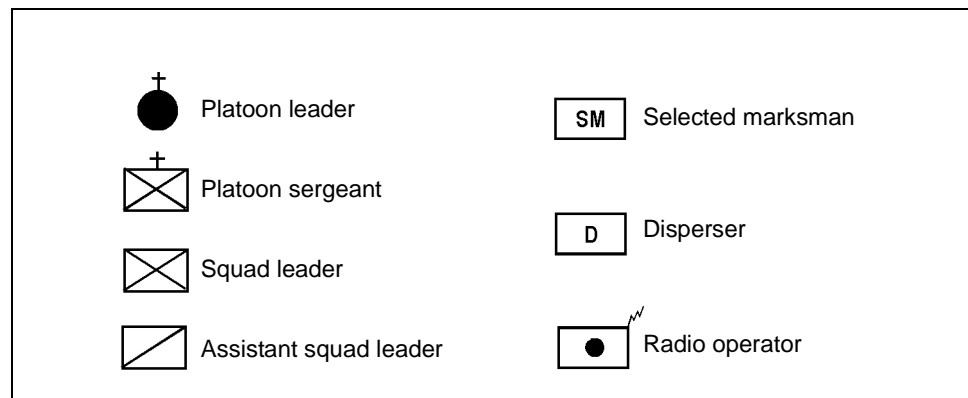
## FORMATIONS

B-71. The five basic formations for riot control operations are line, wedge, echelon, diamond, and circle. Apprehension teams normally use diamond and circle formations. Small teams, squad-sized elements, and augmented squads

are not used for crowds, but they are used by larger riot control forces to snatch or protect.

B-72. Line, wedge, and echelon formations are trained at squad level and above; but they are normally used by platoon- and company-sized units. Squad line, echelon left, echelon right, and wedge formations are the basis for platoon and company formations. Each squad must be adept in the basic formations before practicing in platoon-sized or larger formations. Any size unit can be employed, and a riot control formation can be adapted to fit a unit's organization. (See STP 19-95B1-SM for more information on formations.)

B-73. The platoon headquarters for riot control formations consists of a platoon leader, a platoon sergeant, a selected marksman, and a radio operator or messenger. Figure B-1 shows symbols for a formation element. When directed by the platoon leader, disperser operators, firefighters, and others may augment the platoon headquarters.



**Figure B-1. Symbols for a Formation Element**

B-74. The control force moves to the site of a disturbance in a column formation and then executes a riot control formation on site. To form a riot control formation from a column formation, the platoon leader moves to the right of the platoon and faces troops when giving commands. He gives the arm-and-hand signal and the preparatory command. On the execution command *MOVE*, he points to the approximate location where he wants the platoon to form. The platoon leader pauses between the preparatory command and the execution command to allow each squad leader to issue a preparatory command to his squad.

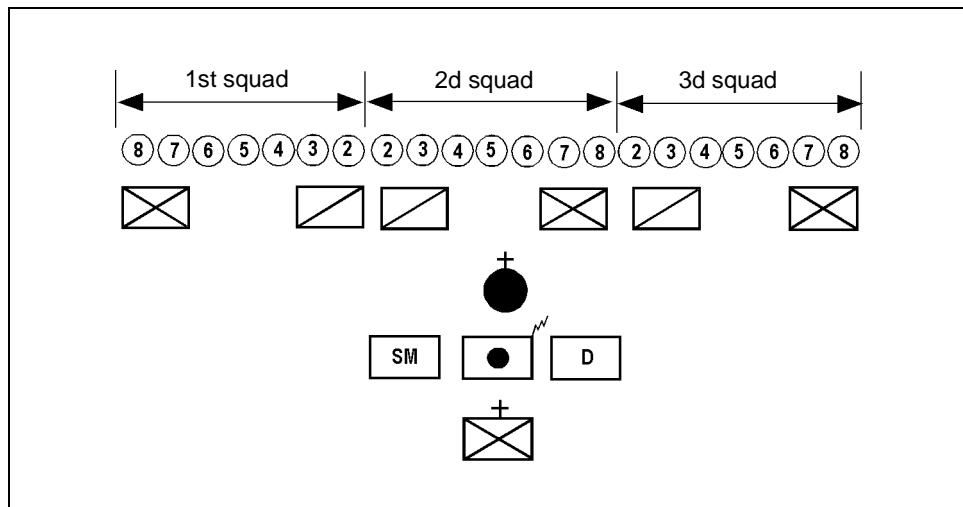
B-75. In a three-squad platoon, the first and third squads are usually the lead elements in formations when one squad provides general or lateral support. The support squad, when held in general support, may be in a single column or a column of twos. The following examples presume that the second squad is the support squad.

B-76. When the support squad moves from general support to lateral support or to extend the existing formation, the even-numbered members move to the right and the odd-numbered members move to the left. The squad leader

usually controls the even-numbered members, and the assistant squad leader controls the odd-numbered members. To assemble the support squad from any position to general support, the platoon leader commands *SECOND SQUAD IN SUPPORT, MOVE*. The second squad then returns to a column behind the line formed by the other two squads.

**LINE FORMATION**

B-77. The line formation (Figure B-2) is used the most because of its offensive and defensive applications. As an offensive formation, it is used to push or drive crowds straight back, across an open area, or up a city street. As a defensive formation, it is used to hold crowds or deny access to restricted streets or areas.



**Figure B-2. Line Formation**

B-78. The command for forming a platoon line is *PLATOON AS SKIRMISHERS, MOVE*. The second squad moves forward to the point designated by the platoon leader. The number two man of the second squad is the baseman for the platoon formation. The—

- Second squad forms a squad line to the right of the baseman.
- First squad forms a squad line to the left of the second squad.
- Third squad forms a squad line to the right of the second squad.
- First and third squads dress on the second squad.

B-79. When assembling a platoon from the line formation, the platoon leader and headquarters personnel take a position to the rear of the platoon. The platoon leader gives the command *PLATOON ASSEMBLE, MOVE*. He raises his right arm and makes a circular motion above his head. The squad leader of the second squad commands *FOLLOW ME* and double-times to the designated spot. Other squad members follow the squad leader. As the second squad clears the line formation, the first and third squad leaders command *FOLLOW ME* and double-time toward the platoon leader, dressing on either



side of the second squad. All squads halt automatically behind the platoon headquarters and dress.

## WEDGE FORMATION

B-80. The wedge formation (Figure B-3) is an offensive formation that is used to penetrate and split crowds. The command for forming the platoon wedge is *PLATOON WEDGE, MOVE*. The second squad executes a squad wedge at the point designated by the platoon leader. The squad wedge consists of an echelon left of the odd-numbered members and an echelon right of the even-numbered members, with the baseman at the apex of the wedge. The first and third squads form echelons left and right, respectively, of the second squad.

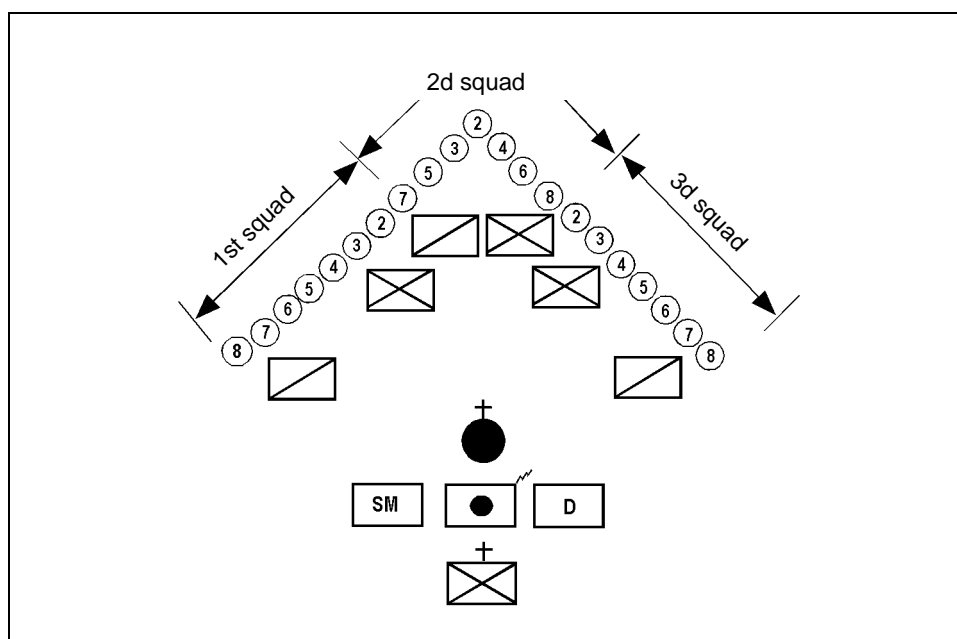


Figure B-3. Wedge Formation

B-81. Assembling from a wedge formation is similar to assembling from a platoon echelon. The second squad assembles first. On the command *PLATOON ASSEMBLE, MOVE*, the second squad leader moves to the point designated by the platoon leader. The second squad assembles behind the squad leader in numerical order. The first and third squads move into column formation to the left and right of the second squad, respectively, and dress on the second squad.

## ECHELON FORMATION

B-82. The echelon formation (Figure B-4, page B-20) is an offensive formation. It is used to turn or divert groups in open or built-up areas and to move crowds away from buildings, fences, and walls. An echelon formation can be an echelon right or an echelon left, depending on the direction in which the crowd is to be moved.

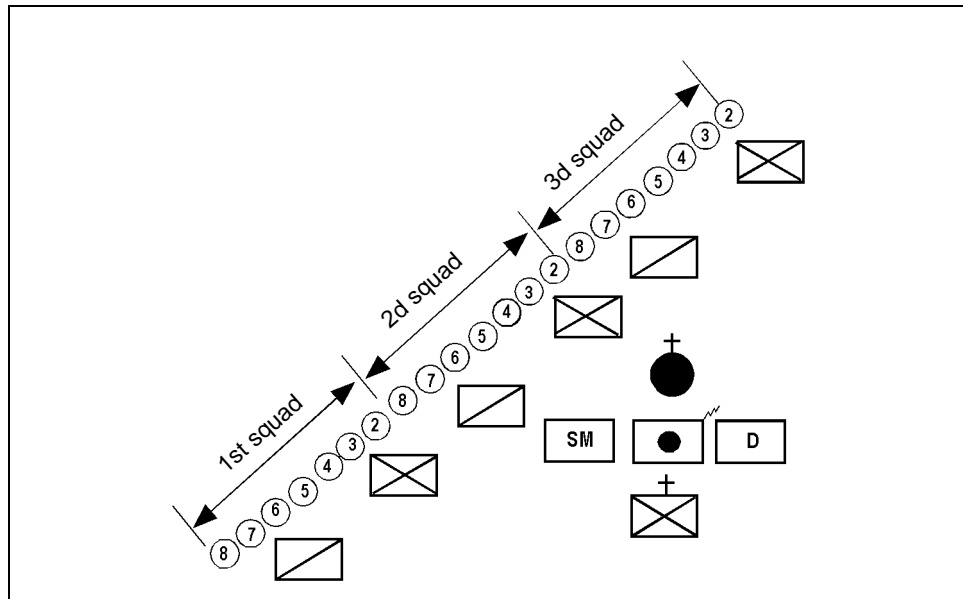


Figure B-4. Echelon Left Formation

### Platoon Echelon Left

B-83. The command for forming a platoon echelon left is *PLATOON ECHELON LEFT, MOVE*. The third squad baseman posts himself at the location designated by the platoon leader. Remaining squad members position themselves one step back and one step to the left of the preceding soldier. As each squad clears the column, the next successive squad moves out and extends the echelon that has been formed.

B-84. To assemble the platoon from an echelon left, the commander takes his position to the rear of the formation with the platoon headquarters. On the command *PLATOON ASSEMBLE, MOVE*, the third squad moves and forms a column at the point designated by the platoon leader. The first and second squads assemble in column formation to the left of and dressed on the third squad.

### Platoon Echelon Right

B-85. The command for forming a platoon echelon right is *PLATOON ECHELON RIGHT, MOVE*. The first squad baseman posts himself at the location designated by the platoon leader. Remaining squad members position themselves one step back and one step to the right of the preceding soldier. As each squad clears the column, the next successive squad moves out and extends the echelon that has been formed.

B-86. To assemble a platoon from an echelon right, the commander takes his position to the rear of the formation with the platoon headquarters. On the command *PLATOON ASSEMBLE, MOVE*, the first squad moves and forms a column at the point designated by the platoon leader. The second and third squads assemble in column formation to the right of and dressed on the first squad.

## DIAMOND FORMATION

B-87. The diamond formation (Figure B-5) can be used as an offensive formation or a defensive formation. It is used by riot control forces when they enter a crowd to apprehend ringleaders. The diamond formation is also useful when 360-degree security is needed.

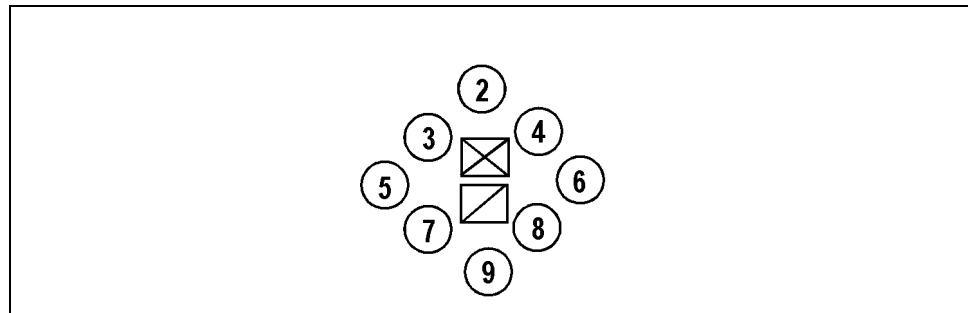


Figure B-5. Diamond Formation

## CIRCLE FORMATION

B-88. The circle formation (Figure B-6) is used for the same purposes as a diamond formation. It is used for dispersed and nonviolent crowds, where the diamond formation is used when the formation must break into or out of a crowd.

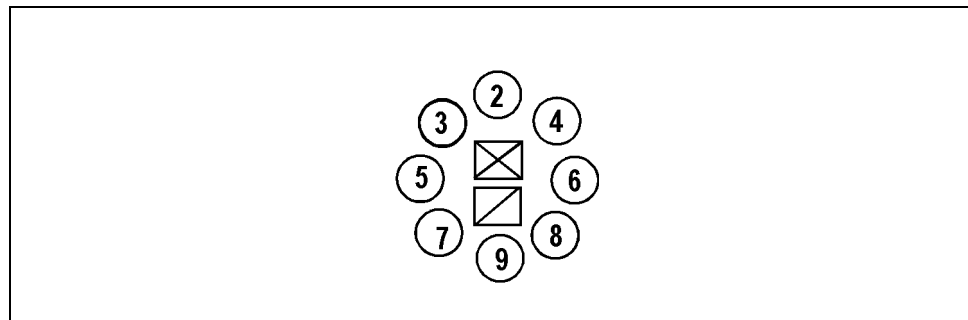


Figure B-6. Circle Formation

## VARIATIONS

B-89. Many suitable variations of riot control formations can be employed. Ensure that appropriate commands and signals are devised to execute the formations. Due to their complicated nature and the coordination required, practice the formations extensively before actually using them in a riot.

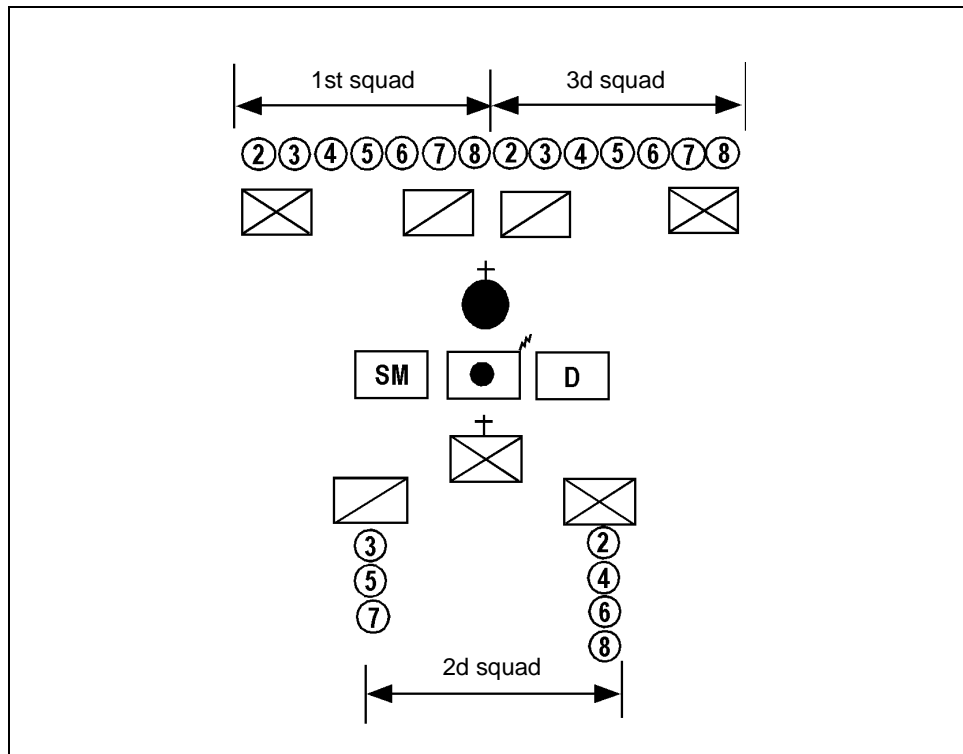
## FORMATION ENHANCEMENTS

B-90. Riot control formations may require enhancement. They can be very tiring and stressful for troops on line, especially when faced with a hostile crowd. The crowd may try to break through the control force to reach a protected facility or to disrupt the efforts of the control force. Likewise, a

determined crowd may refuse to give way to an advancing control force if they believe the line is not solid. Other elements of the control force can be positioned in general, lateral, or close support of the main line as needed. When all the troops in the unit are not required on line at the same time, the remaining elements can be kept in general support. Elements in general support are immediately available to provide lateral or close support as the situation changes.

**Platoon Formation With General Support**

B-91. The command for forming a platoon formation with a squad in general support (Figure B-7) is *PLATOON AS SKIRMISHERS (ECHELON LEFT, ECHELON RIGHT, WEDGE), SECOND SQUAD IN SUPPORT, MOVE*. The first and third squads execute the formation, and the second squad remains in column formation. The number two man of the third squad is the baseman for the formation.



**Figure B-7. Platoon Line, 2d Squad in General Support**

B-92. The command for forming a platoon formation with one squad in general support in a column of twos is *PLATOON AS SKIRMISHERS (ECHELON LEFT, ECHELON RIGHT, WEDGE), SECOND SQUAD IN SUPPORT IN COLUMN OF TWOS, MOVE*. The first and third squads execute the formation. The second squad, at the command of its squad leader, executes a column of twos to the right.

B-93. To assemble a platoon with a squad in general support, the procedure is the same as for a formation without support, except the second squad does a countercolumn. The third squad then dresses on the right of the second squad, and the first squad dresses on the left of the second squad.

### Platoon Formation With Lateral Support

B-94. Troops deployed in lateral support (Figure B-8) extend the sides of a formation and prevent access to the rear of the formation. The command for forming a platoon formation with lateral support is *PLATOON AS SKIRMISHERS (ECHELON LEFT, ECHELON RIGHT, WEDGE), SECOND SQUAD IN LATERAL SUPPORT, MOVE*. The first and third squads execute the formation, while the second squad stands fast. When the formation is formed, the odd-numbered members of the second squad form in column formation behind the last man of the first squad and the even-numbered members form in column formation behind the last man of the third squad.

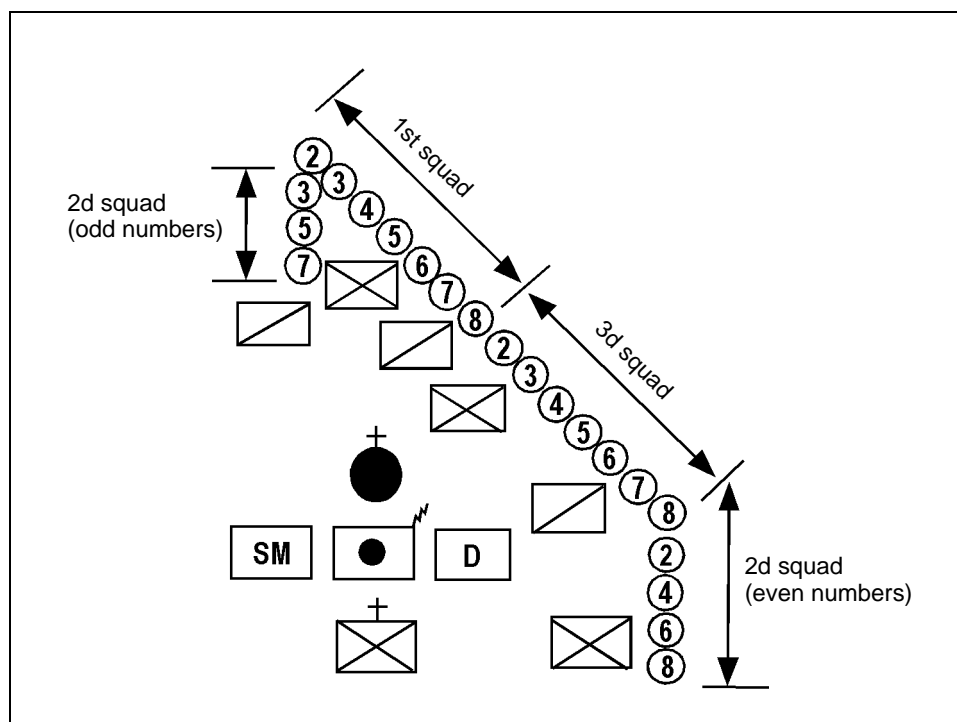


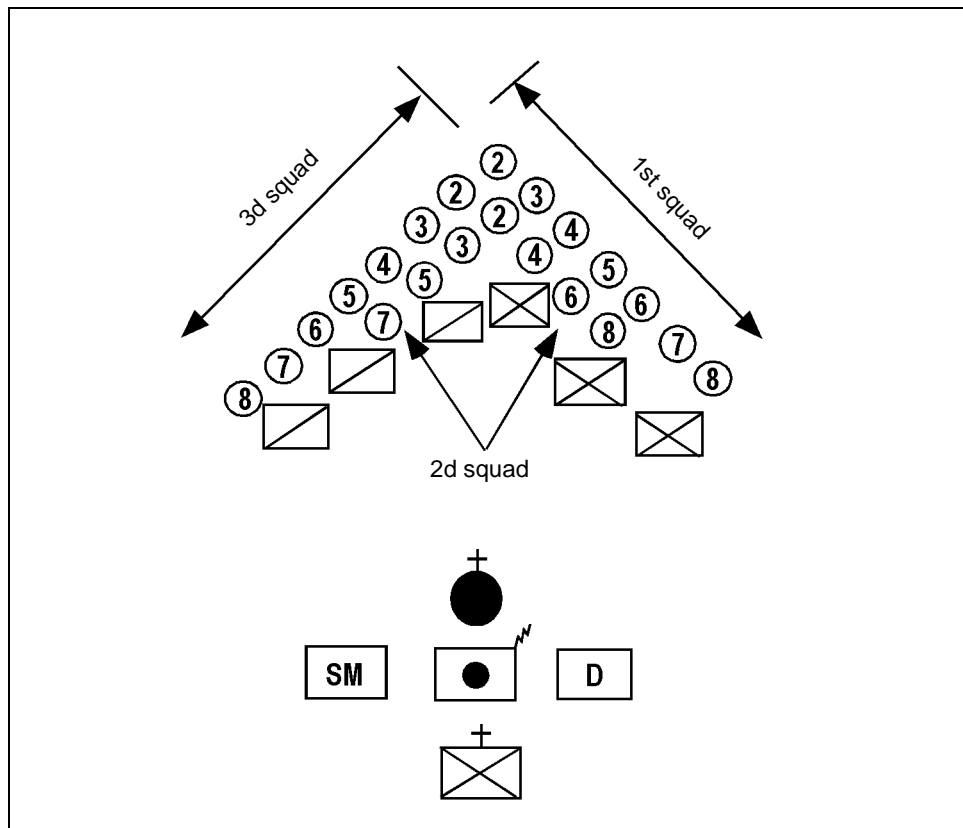
Figure B-8. Platoon Echelon Right, 2d Squad in Lateral Support

B-95. To move the second squad from general support to lateral support, the platoon leader commands *SECOND SQUAD, LATERAL SUPPORT, MOVE*. To have the second squad join the formation from general or lateral support, the platoon leader commands *SECOND SQUAD, EXTEND THE LINE (WEDGE), MOVE*. The second squad moves out—odd-numbered members to the left and even-numbered members to the right—to extend the formation of the first and third squads.

B-96. To assemble the platoon from a platoon formation with lateral support is nearly the same as for the platoon line. However, the number two men of the second and third squads do a right face and a left face, respectively, toward their squad leaders. On the execution command, the first and third squads move to the point designated by the platoon leader. As the first and third squads clear the formation, the second squad moves.

**Platoon Formation With Close Support**

B-97. Troops in close support (Figure B-9) reinforce the line to prevent the crowd from breaking through the control force. This is done by putting a second line of soldiers at a close interval behind the lead element, covering the interval between the soldiers in the lead formation.



**Figure B-9. Platoon Wedge, 2nd Squad in Close Support**

B-98. The command for forming a platoon formation with a squad in close support is *PLATOON AS SKIRMISHERS (ECHELON LEFT, ECHELON RIGHT, WEDGE), SECOND SQUAD IN CLOSE SUPPORT, MOVE*. The first and third squads execute the primary formation. After the first and third squads are in position, the second squad executes the same formation to the rear of the first formation and closes in on it. The soldiers in the supporting formation shift to cover the intervals between soldiers in the first formation.

## Vehicles

B-99. When a control force encounters large riot groups, they can employ vehicles and troops on foot in riot control formations. Employ armored vehicles when practical because they have a strong psychological effect and offer protection for occupants. Consider the following when using vehicles in riot control formations:

- A windshield with safety glass offers some protection in the upright position and minimizes the danger of injury from glass fragments. However, if paint or other obscurants strike the glass, the operator may be unable to see well enough to operate the vehicle safely.
- A wooden or metal frame strung with razor wire and mounted across the front of a vehicle enhances the vehicle's usefulness as a mobile barrier and increases its psychological impact.
- A dismounted formation walking alongside the vehicle may be needed to keep rioters from reaching the sides and rear of the vehicle.

## Formation Variations

B-100. During riot control operations, the platoon leader may rotate squads in the lead elements of the formation to give them a rest. He is not limited to using only the squads specified in the preceding examples as the lead elements. By changing the preparatory command, he can choose other squads to lead the unit. For example, if he wants the first and second squads to lead a platoon wedge, he issues the command *PLATOON WEDGE, THIRD SQUAD IN SUPPORT, MOVE*. By designating the support squad in the preparatory command, the platoon leader tells the remaining squads that they will lead the formation.

B-101. The platoon leader may also relieve squads in the lead element by forming the same formation with support squads. The support element then passes through the lead element. This procedure is often necessary when soldiers don protective masks to employ riot control agents.

## COMMANDS

B-102. Commands can be given to riot control units in formation orally or with hand signals. Normally, both verbal and nonverbal commands are given. All formation commands are given in two counts—a preparatory command followed by an execution command. All movements into or recovering from riot control formations are performed at the halt.

B-103. The formation commander faces the troops and gives the preparatory oral command, accompanied by the appropriate visual command. On the execution command, the leader drops both arms and points to the position where he wants the element to form. The formation commander gives the following visual commands:

- **Echelon left.** Extends left arm upward at a 45-degree angle and right arm downward at a 45-degree angle, simulating the intended formation.

- **Echelon right.** Extends right arm upward at a 45-degree angle and left arm downward at a 45-degree angle, simulating the intended formation.
- **Line formation.** Extends both arms parallel to the ground.
- **Wedge formation.** Extends both arms downward at a 45-degree angle, forming a wedge.
- **Diamond formation.** Extends both arms above his head, bending elbows slightly and touching fingertips together.
- **Circle formation.** Extends both arms above his head, bending elbows slightly and touching fingertips together, then makes a circular motion with his right hand.
- **Assemble from a riot control formation.** Extends right arm upward and makes a circular motion.

B-104. The oral rifle commands for safe port, safeguard, and on guard and the baton commands for parade rest, port, and on guard are given in one count. Do not rely on oral commands completely, especially with the added noise from vehicles, helicopters, and crowds. Plan to use alternate methods for relaying commands.

B-105. While in the assembly area, each squad leader has his squad count off. The squad leader is always number 1, and the baseman for the formation is number 2. The number each soldier is assigned during the count off determines his position in his unit's control formation. The unit marches in column formation from the assembly area to the disturbance site. It halts a reasonably safe distance from the crowd, within plain view of it. The on-site commander decides the riot control formation to use and the size of the element to commit.

B-106. On the preparatory command, troops assume the safe-port position. On the execution command, troops form the formation with the baseman posting himself at the location pointed to by the element leader. As troops reach their proper positions, they face the direction of the unit's intended advance and come to a halt. They remain halted in the safe-port position and await further orders. Once the troops are in the riot control formation, the commander commands *SAFEGUARD* and issues the proclamation. Following the proclamation, the commander informs disturbance participants that they have a specific time in which to comply with the order to disperse. If participants fail to disperse within the given time, the commander employs measures needed to disperse the crowd.

B-107. When a rifle-equipped formation is commanded to safeguard or on guard, the commands are for the lead element only and the support elements come to port arms. Similarly, when a baton-equipped formation is commanded to port or on guard, the general or lateral support elements assume the port position. Members of support elements give a resounding stomp with their left feet when the lead element goes to on guard. On the command *FORWARD, MARCH*, the support element maintains the same half step as the lead element.



---

## CADENCE

B-108. The usual cadence for moving troops is as follows:

- **Into and out of a riot control formation.** Double time (180 steps per minute). Troops are at safe port with a rifle or at port with a baton when performing these maneuvers.
- **Safeguard position.** Quick time (120 steps per minute).
- **On-guard position.** Cadence is 60 steps per minute. For psychological effect, troops usually accentuate each left step with a stomp.

B-109. The commander may increase or decrease cadence depending on the situation. For example, he may order quick time to keep pressure on a crowd that is withdrawing. He halts a formation moving in the on-guard position by commanding *PLATOON (SQUAD/COMPANY), HALT*. The command of execution is given on the left foot. On the command *HALT*, each soldier in the formation brings his right foot forward, even with his left foot, then takes one more half step with his left foot. He stomps his left foot as he comes to a halt and remains in the on-guard position.

## INTERVAL DISTANCE

B-110. The usual interval distance between soldiers in riot control formations is one pace or 30 inches but it can be adjusted for particular situations. A 30-inch interval may not be sufficient in some situations and may have to be lengthened. Some police forces have found that a greater interval makes formation members less vulnerable to thrown objects.

## COMMANDER AND LEADER POSITIONS

B-111. When a unit is in a column formation, each echelon commander usually takes a position at the head of the column. In riot control formations, the element leader takes a position where he can best direct and control the unit. The senior formation commander normally centers himself and his staff behind the formation. Subordinate leaders position themselves where they can best control their soldiers within the formation. For diamond and circle formations, the squad leader and the assistant squad leader place themselves in the center of the formation. These are only guidelines, and leaders can adjust positions with respect to their units as they see fit.

B-112. In column formations, messengers, radio operators, marksmen, disperser operators, and other platoon headquarters members usually take positions at the front of the column. In riot control formations, headquarters personnel can be positioned near the commander at his discretion. If the situation does not allow this, headquarters personnel can be positioned behind the control element.

## Appendix C

# Equipment Guide

Table C-1 lists equipment that may be issued to EPWs when their clothing becomes unserviceable. (See CTA 50-900 when determining what clothing to issue EPWs.) Sundry packs and recreation equipment are also needed, and the facility commander arranges for them through supply or local purchase.

**Table C-1. Individual Equipment**

Line Item No.	Item, Basis of Issue, and Remarks	Unit	Allowances by Zone						
			I <sup>1</sup>	II <sup>2</sup>	III <sup>3</sup>	IV <sup>4</sup>	V <sup>5</sup>	VI <sup>6</sup>	VII <sup>7</sup>
B60252	Belt, trousers, cotton webbing, 1 1/4", per EPW	EA	1	1	1	1	1	1	1
C06886	Boot, combat, men's, leather, black, 8 1/2" high, per EPW	PR	1	1	1	1	1	1	1
C32182	Buckle, belt, trousers, brass, lacquered finish, per EPW	EA	1	1	1	1	1	1	1
C03750	Cap, hot weather, polyester/rayon, OG 106, per EPW	EA	1	1	1	1	1	1	1
NA	Cap, wool, knit, per EPW	EA	0	0	1	1	1	1	1
G48939	Drawers, men's, cotton, thigh length, white, with elastic waistband, per EPW	PR	2	2	2	2	2	2	2
G49213	Drawers, men's, wool knit, ankle length, silver gray, per EPW	PR	0	0	2	2	2	2	2
J62858	Glove inserts, wool and nylon knit, OG 108, per EPW	PR	0	0	1	1	1	1	1
J63269	Glove shells, leather, black, per EPW	PR	0	0	1	1	1	1	1
K35007	Helmet, sun, adjustment chin strap, adjustment head size, per EPW	EA	1	1	1	0	0	0	0
L70789	Liner, wet weather, poncho, camouflage color, per EPW	EA	0	1	0	0	0	0	0
P17415	Poncho, coated, nylon, OG 207, per EPW	EA	1	1	1	1	1	1	1
T03520	Shirt, men's, cotton sateen, OG 107, per EPW	EA	0	0	2	2	2	2	2
T04205	Shirt, men's, wool, nylon flannel, OG 108, per EPW	EA	0	0	2	2	2	2	2
T93335	Sock, men's, wool, cushion sole, OG 408, stretch type, per EPW	PR	4	4	4	4	4	4	4

**Table C-1. Individual Equipment (continued)**

Line Item No.	Item, Basis of Issue, and Remarks	Unit	Allowances by Zone						
			I <sup>1</sup>	II <sup>2</sup>	III <sup>3</sup>	IV <sup>4</sup>	V <sup>5</sup>	VI <sup>6</sup>	VII <sup>7</sup>
X36358	Trousers, men's, cotton sateen, OG 107, per EPW	PR	2	2	2	2	2	2	2
X37180	Trousers, men's, wool serge, OG 108, per EPW/RP	PR	0	0	2	2	2	2	2
B72225	Blanket, bed, wool, OG, per EPW	EA	1	1	2	2	3	3	3
NA	Brassard, Red Cross, per RP	EA	2	2	2	2	2	2	2
F54817	Cup, water, canteen, steel, per EPW	EA	1	1	1	1	1	1	1
N53095	Pan, mess kit, per EPW	EA	1	1	1	1	1	1	1
<sup>1</sup> Zone I—Warm or hot all year. <sup>2</sup> Zone II—Warm or hot summers, mild winters. <sup>3</sup> Zone III—Warm or hot summers, cold winters. <sup>4</sup> Zone IV—Mild summers, cool winters. <sup>5</sup> Zone V—Warm or hot summers, cold or very cold winters. <sup>6</sup> Zone VI—Mild summers, cold winters. <sup>7</sup> Zone VII—Mild summers, very cold winters.									

## Appendix D

# Military Police Internment/Resettlement Units

Table D-1 provides a synopsis of the various MP I/R units that may be assigned to the TO.

**Table D-1. MP I/R Units**

Unit	TOE	Assigned To	Duties
HHC, MP command (I/R)	19641L000	FORSCOM in CONUS and TSC OCONUS	Provides C <sup>2</sup> , staff planning, and supervision of I/R operations performed by assigned and attached MP elements.
HHC, MP brigade (I/R)	19762L000	TSC	Provides command, staff planning, and supervision of I/R operations performed by assigned and attached I/R MP elements.
MP detachment, I/R team (C <sup>2</sup> )	19543LH	I/R brigade	Provides C <sup>2</sup> , staff planning, and supervision of two or three I/R battalions that process and intern 12,000 or fewer people.
MP detachment, I/R team (I/R brigade liaison team)	19543LD	MP brigade (I/R)	Provides the following when the brigade's span of control is exceeded: <ul style="list-style-type: none"> <li>• Extends the capability of the MP brigade (I/R) to plan and supervise collection, internment, and evacuation operations of EPWs, CIs, DCs, and US military prisoners.</li> <li>• Acts as a coordination link to allied and indigenous organizations to ensure that they are complying with the Geneva Conventions concerning EPWs and CIs.</li> <li>• Ensures that EPW operations in the TO follow US policies and directives, international agreements, and US policies implementing international law.</li> <li>• Is an essential link with HN forces securing EPWs, CIs, and DCs. Ensures that policies favorably consider the intent of the US to comply with international treaties pertaining to the care and handling of EPWs, CIs, and DCs.</li> </ul>
MP detachment, I/R information center	19643L000	I/R command, I/R brigade, or MP brigade	Receives, processes, maintains, disseminates, and transmits required information and data relating to EPWs, American PWs, CIs, and DCs within the TO.

Table D-1. MP I/R Units (continued)

Unit	TOE	Assigned To	Duties
MP detachment, I/R team (EPW/CI branch camp liaison)	19543LE	One per camp (northeast Asia only)	Provides a coordination link to allied and indigenous I/R facilities. Helps maintain proper custody and control of internees. Ensures that the provisions of US policies, publications, and directives; international agreements; US policies implementing international law; and the Geneva Conventions are fulfilled.
MP detachment, I/R team (EPW/CI processing liaison team)	19543LG	MP detachment, I/R team (I/R brigade liaison team)	Provides a coordination link to allied and indigenous forces. Establishes, organizes, and operates an I/R processing element within an I/R facility or, with an I/R battalion support team, at a location other than an I/R facility.
MP detachment I/R team (I/R processing squad)	19543LC	MP detachment, I/R team (I/R brigade liaison team) (for C <sup>2</sup> )	Provides processing capabilities for 8 internees per hour. One squad is assigned for every 200 internees requiring processing per day within a separate/independent corps, division, or brigade force as required.
HHC, MP battalion (I/R) (EPW/CI/DC)	19646L400 or 19546A and 19547AB(4)	I/R brigade in an AO	Provides C <sup>2</sup> , administrative, and logistics support to operate an I/R facility. Provides OPCON of attached units. Is capable of interning and supporting 4,000 EPWs and CIs or 8,000 DCs.
HHC, MP battalion (I/R)	19546A000	MP brigade	Provides command, staff planning, administration, and logistical support to operate an I/R facility for EPWs, CIs, or US military prisoners. Provides OPCON of assigned and attached units. Supervises battalion functions (personnel, medical, supply, and food services).
HHC, MP battalion (confinement)	19656L000	MP brigade	Provides command, staff planning, administration, and logistical support for a confinement facility for US military prisoners.
MP detachment (I/R) (confinement)	19547AA00	HHC, MP battalion (I/R)	Provides supervision, administration, health services, and logistical support for US military prisoners.

**Table D-1. MP I/R Units (continued)**

Unit	TOE	Assigned To	Duties
MP company (guard)	19667L000	I/R battalion	<p>Provides guards for EPWs, CIs, US military prisoners, DCs, and installations and facilities at an I/R facility.</p> <p>Is capable of securing 500 US military prisoners, 2,000 EPWs, 2,000 CIs, or 4,000 DCs in an I/R facility.</p> <p>Provides static guards at rail terminals and sensitive-material facilities (maximum 240,000 square yards).</p> <p>Provides food support for assigned personnel and collocated units.</p>
MP company (escort guard)	19647L000	I/R MP brigade	<p>Provides supervision and security for evacuating and moving EPWs, CIs, DCs, US military prisoners, and other detained persons via vehicles, trains, planes, and road marches.</p>

## Glossary

<b>AA</b>	Alcoholics Anonymous
<b>AC</b>	active component
<b>ACCP</b>	Army contingency communications package
<b>ACCP</b>	Army Correspondence Course Program
<b>ACS</b>	Army Corrections System
<b>ACT</b>	active duty
<b>admin</b>	administrative
<b>ADT</b>	active-duty tour
<b>AFJI</b>	Armed Forces Journal International
<b>AFR</b>	Air Force regulation
<b>AG</b>	adjutant general
<b>AICS</b>	Army Inmate Correction System
<b>AMEDD</b>	Army Medical Department
<b>AMS</b>	Army management structure
<b>AO</b>	area of operations
<b>AOR</b>	area of responsibility
<b>AR</b>	Army regulation
<b>ASD</b>	Assistant Secretary of Defense
<b>ATTN</b>	attention
<b>AWOL</b>	absent without leave
<b>BDU</b>	battle dress uniform
<b>BLD</b>	brigade liaison detachment
<b>BSA</b>	brigade support area
<b>BTOC</b>	brigade tactical operations center
<b>C<sup>2</sup></b>	command and control
<b>CA</b>	civil affairs

<b>CARE</b>	Cooperative for American Relief Everywhere, Incorporated
<b>CHA</b>	corps holding area
<b>CHS</b>	combat health support
<b>CI</b>	civilian internee
<b>CID</b>	criminal investigation division
<b>CINC</b>	commander in chief
<b>CMO</b>	civil-military operations
<b>co</b>	company
<b>COL</b>	colonel
<b>COMMZ</b>	communications zone
<b>CONUS</b>	continental United States
<b>COS</b>	civilian occupational specialty
<b>COSCOM</b>	Corps Support Command (US Army)
<b>CP</b>	collecting point
<b>CPT</b>	captain
<b>CRS</b>	Catholic Relief Services
<b>CRS</b>	Correctional-Reporting System
<b>CS</b>	o-chlorobenzylidene malonitrile
<b>CS</b>	combat support
<b>CSB</b>	correctional-supervision branch
<b>CSS</b>	combat service support
<b>CTA</b>	common table of allowance
<b>CTF</b>	correctional-treatment file
<b>CZ</b>	combat zone
<b>D</b>	dispenser
<b>D</b>	day
<b>DA</b>	Department of the Army
<b>DART</b>	disaster assistance response team
<b>DASD</b>	Deputy Assistant Secretary of Defense
<b>DC</b>	District of Columbia



---

<b>DC</b>	dislocated civilian
<b>DCAA</b>	dislocated-civilian assembly area
<b>DCSOPS</b>	Deputy Chief of Staff for Operations and Plans
<b>DD</b>	Department of Defense
<b>DFAS-IN</b>	Defense Finance and Accounting Service—Indianapolis
<b>DNBI</b>	disease and nonbattle injuries
<b>DOD</b>	Department of Defense
<b>DOJ</b>	Department of Justice
<b>DOMS</b>	Director of Military Support
<b>DOS</b>	Department of State
<b>DOT</b>	Department of Transportation
<b>DP</b>	displaced person
<b>DS</b>	direct support
<b>DSA</b>	division support area
<b>ea</b>	each
<b>EAC</b>	echelons above corps
<b>EBC</b>	echelons below corps
<b>EEI</b>	essential elements of information
<b>EGA</b>	electronically generated form
<b>EGCT</b>	extra good-conduct time
<b>EHP</b>	emergency home patrol
<b>EPW</b>	enemy prisoner of war
<b>ERA</b>	emergency rest area
<b>ES</b>	emergency services
<b>ESF</b>	emergency support function
<b>eval</b>	evaluation
<b>FBI</b>	Federal Bureau of Investigation
<b>FCF</b>	field confinement facility
<b>FDF</b>	field detention facility
<b>FEMA</b>	Federal Emergency Management Agency

<b>Five Ss and T</b>	search, segregate, silence, speed, safeguard, and tag
<b>FM</b>	field manual
<b>FMFM</b>	Fleet Marine Force manual
<b>FMFRP</b>	Fleet Marine Force reference publication
<b>FN</b>	foreign nation
<b>FORSCOM</b>	United States Army Forces Command
<b>FSB</b>	forward support battalion
<b>ft</b>	foot, feet
<b>G2</b>	Assistant Chief of Staff, G2 (Intelligence)
<b>G3</b>	Assistant Chief of Staff, G3 (Operations and Plans)
<b>G4</b>	Assistant Chief of Staff, G4 (Logistics)
<b>G5</b>	Assistant Chief of Staff, G5 (Civil Affairs)
<b>gal</b>	gallon(s)
<b>GC</b>	Geneva Convention Relative to the Protection of Civilian Persons in Time of War, 12 August 1949
<b>gd</b>	guard
<b>GO</b>	general officer
<b>GP</b>	general purpose
<b>GPW</b>	Geneva Convention Relative to the Treatment of Prisoners of War, 12 August 1949
<b>GWS</b>	Geneva Convention for the Amelioration of the Condition of the Wounded and Sick in Armed Forces in the Field, 12 August 1949
<b>GWS (SEA)</b>	Geneva Convention for the Amelioration of the Condition of Wounded, Sick, and Shipwrecked Members of Armed Forces at Sea, 12 August 1949
<b>H&amp;RA</b>	Humanitarian and Refugee Affairs
<b>H/CA</b>	humanitarian and civic assistance
<b>HA</b>	humanitarian assistance
<b>HHC</b>	headquarters and headquarters company
<b>HIV</b>	human immunodeficiency virus
<b>HM</b>	hazardous material
<b>HN</b>	host nation

---

<b>HQ</b>	headquarters
<b>HQDA</b>	Headquarters, Department of the Army
<b>ht</b>	height
<b>I/R</b>	internment/resettlement
<b>ICRC</b>	International Committee of the Red Cross
<b>ID</b>	identification
<b>IDP</b>	internally displaced person
<b>IFRC</b>	International Federation of Red Cross and Red Crescent Societies
<b>IG</b>	inspector general
<b>IHO</b>	international humanitarian organization
<b>IMC</b>	International Medical Corps
<b>INS</b>	Immigration and Naturalization Service
<b>IO</b>	international organization
<b>IOM</b>	International Organization for Migration
<b>IR</b>	information requirements
<b>IRIC</b>	internment/resettlement information center
<b>IRIS</b>	Internment/Resettlement Information System
<b>IRS</b>	Internal Revenue Service
<b>ISN</b>	internment serial number
<b>J4</b>	Logistics Directorate
<b>Jan</b>	January
<b>JCS</b>	joint chief of staff
<b>JFC</b>	joint forces commander
<b>JTF</b>	joint task force
<b>JTR</b>	joint travel regulation
<b>L&amp;O</b>	law and order
<b>LOC</b>	lines of communication
<b>LP</b>	listening post
<b>LRA</b>	local reproduction authorized
<b>LTC</b>	lieutenant colonel

<b>LZ</b>	landing zone
<b>M</b>	month
<b>MAJ</b>	major
<b>MANSCEN</b>	Maneuver Support Center
<b>MARKS</b>	Modern Army Recordkeeping System
<b>MBA</b>	main battle area
<b>MCCM</b>	modular crowd control munition
<b>MCO</b>	Marine Corps order
<b>MCO</b>	movement control officer
<b>MCRP</b>	Marine Corps reference publication
<b>MDMP</b>	military decision-making process
<b>METT-TC</b>	mission, enemy, terrain, troops, time available, and civilian considerations
<b>MI</b>	military intelligence
<b>misc</b>	miscellaneous
<b>MOOTW</b>	military operations other than war
<b>MOS</b>	military occupational specialty
<b>MP</b>	military police
<b>MRE</b>	meal, ready-to-eat
<b>MRO</b>	medical regulating officer
<b>MSCA</b>	military support to civil authorities
<b>MSF</b>	Médecin Sans Frontières (Doctors Without Borders)
<b>MSR</b>	main supply route
<b>MWD</b>	military working dog
<b>NA</b>	not applicable
<b>NA</b>	Narcotics Anonymous
<b>NATL</b>	national
<b>NATO</b>	North Atlantic Treaty Organization
<b>NBC</b>	nuclear, biological, or chemical
<b>NCCB</b>	National Council of Catholic Bishops
<b>NCO</b>	noncommissioned officer

---

<b>NCOIC</b>	noncommissioned officer in charge
<b>NDC TACNOTE</b>	National Disaster Coalition tactical note
<b>NG</b>	national guard
<b>NGO</b>	nongovernmental organization
<b>NLW</b>	nonlethal weapon
<b>No.</b>	number
<b>NOK</b>	next of kin
<b>NWP</b>	Naval warfare publication
<b>obj</b>	objective
<b>OC</b>	oleoresin capsicum
<b>OCONUS</b>	outside continental United States
<b>OD</b>	other detainee
<b>OFDA</b>	Office of Foreign Disaster Assistance
<b>OG</b>	olive green
<b>OIC</b>	officer in charge
<b>OIP</b>	organization inspection policy
<b>OP</b>	observation post
<b>OPCON</b>	operational control
<b>OPLAN</b>	operation plan
<b>OPNAVINST</b>	Office of the Chief of Naval Operations instruction
<b>OPORD</b>	operation order
<b>OSD</b>	Office of the Secretary of Defense
<b>PA</b>	physician's assistant
<b>PACAFP</b>	Pacific Air Forces pamphlet
<b>pam</b>	pamphlet
<b>PAO</b>	public affairs officer
<b>PHS</b>	Public Health Service
<b>PIR</b>	priority intelligence requirements
<b>PM</b>	provost marshal
<b>POC</b>	point of contact

<b>pr</b>	pair
<b>PRC</b>	populace and resource control
<b>PSB</b>	prisoner services branch
<b>PSYOP</b>	psychological operations
<b>pub</b>	publication
<b>PVNTMED</b>	preventive medicine
<b>PW</b>	prisoners of war
<b>QRF</b>	quick-reaction force
<b>qty</b>	quantity
<b>RCF</b>	regional corrections facility
<b>RCM</b>	rules for courts-martial
<b>reg</b>	regimental
<b>ROE</b>	rules of engagement
<b>ROI</b>	rules of interaction
<b>RP</b>	retained person
<b>S2</b>	Intelligence Officer (US Army)
<b>S3</b>	Operations and Training Officer (US Army)
<b>S4</b>	Supply Officer (US Army)
<b>S5</b>	Civil Affairs Officer (US Army)
<b>SA</b>	situational awareness
<b>SCF</b>	Save the Children Foundation
<b>SECDEF</b>	Secretary of Defense
<b>SGT</b>	sergeant
<b>SJA</b>	staff judge advocate
<b>SM</b>	selected marksman
<b>SOP</b>	standing operating procedure
<b>SSN</b>	social security number
<b>STANAG</b>	Standardization Agreement
<b>STD</b>	sexually transmitted disease
<b>STP</b>	soldier testing program

---

<b>STP</b>	soldier training publication
<b>STRESS</b>	search, tag, report, evacuate, segregate, and safeguard
<b>TB</b>	tuberculosis
<b>TCMS</b>	Theater Construction Management System
<b>THP</b>	temporary home patrol
<b>TO</b>	theater of operations
<b>TOC</b>	tactical operations center
<b>TOE</b>	table(s) of organization and equipment
<b>TRADOC</b>	United States Army Training and Doctrine Command
<b>TSC</b>	Theater Support Command
<b>TTP</b>	tactics, techniques, and procedures
<b>UCMJ</b>	Uniform Code of Military Justice
<b>UIC</b>	unit identification code
<b>UN</b>	United Nations
<b>UNDP</b>	United Nations Development Program
<b>UNDRC</b>	United Nations Disaster Relief Coordinator
<b>UNHCR</b>	United Nations High Commissioner for Refugees
<b>UNICEF</b>	United Nations Children's Fund
<b>UNOCHA</b>	United Nations Office for the Coordination of Humanitarian Affairs
<b>US</b>	United States
<b>USACIC</b>	United States Army Criminal Investigation Command
<b>USAFEP</b>	United States Air Forces Europe pamphlet
<b>USAID</b>	United States Agency for International Development
<b>USAR</b>	United States Army Reserve
<b>USCG</b>	United States Coast Guard
<b>USD</b>	Under Secretary of Defense
<b>USDA</b>	United States Department of Agriculture
<b>USDB</b>	United States Disciplinary Barracks
<b>USIA</b>	United States Information Agency
<b>WFP</b>	World Food Program

**WO** warrant officer  
**wt** weight  
**Y** year



## Bibliography

- AR 15-6. *Procedures for Investigating Officers and Boards of Officers*. 11 May 1988.
- AR 15-130. *Army Clemency and Parole Board*. 23 October 1998.
- AR 20-1. *Inspector General Activities and Procedures*. 15 March 1994.
- AR 25-400-2. *The Modern Army Recordkeeping System (MARKS)*. 26 February 1993.
- AR 27-10. *Legal Services: Military Justice*. 24 June 1996.
- AR 40-3. *Medical, Dental, and Veterinary Care*. 30 July 1999.
- AR 40-5. *Preventive Medicine*. 15 October 1990.
- AR 190-8. *Enemy Prisoners of War; Retained Personnel, Civilian Internees, and Other Detainees {OPNAVINST 3461.6; AFJI 31-304; MCO 3461.1}*. 1 October 1997.
- AR 190-12. *Military Police Working Dogs*. 30 September 1993.
- AR 190-14. *Carrying of Firearms and Use of Force for Law Enforcement and Security Duties*. 12 March 1993.
- AR 190-22. *Searches, Seizures, and Disposition of Property*. 1 January 1983.
- AR 190-40. *Serious Incident Report*. 30 November 1993.
- AR 190-47. *The Army Corrections System*. 15 August 1996.
- AR 210-130. *Laundry and Dry Cleaning Operations*. 15 April 1993.
- AR 210-174. *Accounting Procedures for Prisoners' Personal Property and Funds*. 17 September 1986.
- AR 385-10. *The Army Safety Program*. 23 May 1988.
- AR 600-13. *Army Policy for the Assignment of Female Soldiers*. 27 March 1992.
- AR 630-10. *Absence Without Leave, Desertion, and Administration of Personnel Involved in Civilian Court Proceedings*. 10 June 1992.
- AR 633-30. *Military Sentences to Confinement {AFR 125-30}*. 6 November 1964.
- AR 670-1. *Wear and Appearance of Army Uniforms and Insignia*. 1 September 1992.
- AR 700-84. *Issue and Sale of Personal Clothing*. 15 May 1983.
- AR 710-2. *Inventory Management Supply Policy Below the Wholesale Level*. 31 October 1997.
- CTA 50-900. *Clothing and Individual Equipment*. 1 September 1994.
- CTA 50-970. *Common Items of Nonexpendable Material*. 21 September 1990.
- DA Form 1124. *Individual Receipt Voucher Personal Deposit Fund*. October 1952.

- DA Form 1125-R. *Summary Receipt and Disbursement Voucher Personal Fund*. April 1986.
- DA Form 1128. *Petty Cash Voucher—Personal Deposit Fund*. 1 September 1960.
- DA Form 1129-R. *Record of Prisoners' Personal Deposit Fund (LRA)*. April 1986.
- DA Form 1130-R. *Statement of Prisoner's Personal Deposit Fund and Request for Withdrawal of Personal Funds (LRA)*. April 1986.
- DA Form 1131-R. *Prisoner's Cash Account—Personal Deposit Fund (LRA)*. April 1986
- DA Form 1132-R. *Prisoner's Personal Property List—Personal Deposit Fund (LRA)*. April 1986.
- DA Form 1134-R. *Request for Withdrawal of Personal Property (LRA)*. April 1986.
- DA Form 1135-R. *Personal Property Permit (LRA)*. April 1986.
- DA Form 2028. *Recommended Changes to Publications and Blank Forms*. 1 February 1974.
- DA Form 2662-R. *United States Army EPW Identity Card (LRA)*. May 1982.
- DA Form 2663-R. *Fingerprint Card (LRA)*. May 1982.
- DA Form 2664-R. *Weight Register (Prisoner of War) (LRA)*. May 1982.
- DA Form 2665-R. *Capture Card for Prisoner of War (LRA)*. May 1982.
- DA Form 2666-R. *Prisoner of War Notification of Address (LRA)*. May 1982.
- DA Form 2667-R. *Prisoner of War Mail (Letter) (LRA)*. May 1982.
- DA Form 2668-R. *Prisoner of War (Post Card) (LRA)*. May 1982.
- DA Form 2674-R. *Enemy Prisoner of War/Civilian Internee Strength Report (LRA)*. May 1982.
- DA Form 2677-R. *United States Army Civilian Internee Identity Card (LRA)*. November 1986.
- DA Form 2678-R. *Civilian Internee NATL-Internment Card (LRA)*. November 1986.
- DA Form 2679-R. *Civilian Internee Letter (LRA)*. November 1986.
- DA Form 2680-R. *Civilian Internee NATL-Post Card (LRA)*. November 1986.
- DA Form 3078. *Personal Clothing Request*. May 1993.
- DA Form 3955. *Change of Address and Directory Card*. 1 February 1979.
- DA Form 3997. *Military Police Desk Blotter*. 1 December 1998.
- DA Form 4137. *Evidence/Property Custody Document*. 1 July 1976.
- DA Form 4237-R. *Detainee Personnel Record (LRA)*. August 1995.
- DA Pam 27-1. *Treaties Governing Land Warfare*. 7 December 1956.
- DA Pam 37-100-95. *The Army Management Structure (AMS), Fiscal Year 1995*. 1 July 1994.
- DA Pam 350-38. *Standards in Weapons Training*. 3 July 1997.

- 
- DD Form 2 (ACT). *Armed Forces of the United States Geneva Convention Identification Card (Active) (EGA)*. October 1993.
- DD Form 499. *Prisoner's Mail and Correspondence Record*. 1 October 1967.
- DD Form 503. *Medical Examiner's Report*. 1 December 1955.
- DD Form 504. *Request and Receipt for Health and Comfort Supplies*. 1 April 1976.
- DD Form 506. *Daily Strength Record of Prisoners*. 1 February 1968.
- DD Form 509. *Inspection Record of Prisoners in Segregation*. 1 July 1970.
- DD Form 515. *Roster of Prisoners*. December 1955.
- DD Form 2707. *Confinement Order*. November 1999.
- DD Form 2708. *Receipt for Inmate or Detained Person*. November 1999.
- DD Form 2710. *Inmate Background Summary*. November 1999.
- DD Form 2718. *Inmate's Release Order*. November 1999.
- DD Form 2745. *Enemy Prisoner of War (EPW) Capture Tag*. May 1996.
- DFAS-IN 37-1. *Finance and Accounting Policy Implementation*. January 2000.
- DOD 4160.21-M. *Defense Reutilization and Marketing Manual*. August 1997.
- DOD Directive 1030.1. *Victim and Witness Assistance*. 23 November 1994.
- DOD Directive 1325.4. *Confinement of Military Prisoners and Administration of Military Correctional Programs and Facilities*. 28 September 1999.
- DOD Directive 3025.1. *Military Support to Civil Authorities (MSCA)*. 15 January 1993.
- DOD Directive 5100.46. *Foreign Disaster Relief*. 4 December 1975.
- DOD Instruction 1030.2. *Victim and Witness Assistance Procedures*. 23 December 1974.
- FBI Form FD-249. *Arrest and Institutional Fingerprint Card*. 11 May 1999.
- FM 3-0. *Operations*. To be published within 6 months.
- FM 3-05.30. *Psychological Operations*. 19 June 2000.
- FM 5-34. *Engineer Field Data*. 30 August 1999.
- FM 8-51. *Combat Stress Control in a Theater of Operations Tactics, Techniques, and Procedures*. 29 September 1994.
- FM 14-100. *Financial Management Operations*. 7 May 1997.
- FM 19-10. *The Military Police Law and Order Operations*. 30 September 1987.
- FM 19-15. *Civil Disturbances*. 25 November 1985.
- FM 19-20. *Law Enforcement Investigations*. 25 November 1985.

- FM 21-10. *Field Hygiene and Sanitation*. 11 June 2000.
- FM 22-5. *Drill and Ceremonies*. 8 December 1986.
- FM 22-6. *Guard Duty*. 17 September 1971.
- FM 22-100. *Army Leadership*. 31 August 1999.
- FM 27-10. *The Law of Land Warfare*. 18 July 1956.
- FM 33-1-1. *Psychological Operations Techniques and Procedures*. 5 May 1994.
- FM 90-40. *Multiservice Procedures for the Tactical Employment of Nonlethal Weapons (NLW) {MCRP 3-15.8; NWP 3-07-31; USCG Pub 3-07.31}*. 6 October 1998.
- FM 100-5. *Engineer Operations*. 27 February 1996.
- FM 100-19. *Domestic Support Operations {FMFM 7-10}*. 1 July 1993.
- FM 100-23-1. *Multiservice Procedures for Humanitarian Assistance Operations {FMFRP 7-16; NDC TACNOTE 3-07.6; ACCP 50-56; PACAFP 50-56; USAFEP 50-56}*. 31 October 1994.
- FM 101-5. *Staff Organization and Operations*. 31 May 1997.
- Foreign Assistance Act*, US Code (1994).
- Geneva Convention for the Amelioration of the Condition of the Wounded and Sick in Armed Forces in the Field (GWS)*, 12 August 1949.
- Geneva Convention for the Amelioration of the Condition of Wounded, Sick, and Shipwrecked Members of Armed Forces at Sea (GWS [SEA])*, 12 August 1949.
- Geneva Convention Protocol Relative to the Status of Refugees*. 1967.
- Geneva Convention Relative to the Protection of Civilian Persons in Time of War (GC)*, 12 August 1949.
- Geneva Convention Relative to the Status of Refugees*. 1951.
- Geneva Convention Relative to the Treatment of Prisoners of War (GPW)*, 12 August 1949.
- Geneva Conventions for the Protection of War Victims*, 12 August 1949.
- Misc Pub 27-7. *Manual for Courts-Martial, United States, 2000 Edition*.
- Posse Comitatus Act*, US Code (1994).
- STANAG 2033. *Interrogation of Prisoners of War (PW) (Edition 6)*. 6 December 1994.
- STANAG 2044. *Procedures for Dealing With Prisoners of War (PW) (Edition 5)*. 28 June 1994.
- STANAG 2084. *Handling and Reporting of Captured Equipment and Documents (Edition 6)*. 6 April 1999.
- STP 19-95B1-SM. *Soldier's Manual, MOS 95B, Military Police, Skill Level 1*. 21 February 1997.
- STP 19-95C14-SM-TG. *Soldier's Manual and Trainer's Guide for MOS 95C Internment/Resettlement Specialist, Skill Levels 1/2/3/4*. 26 March 1999.

STP 21-24-SMCT. *Soldier Testing Program (STP)*. 1 October 1992.

TC 27-10-1. *Selected Problems in the Law of War*. 26 June 1979.

*UCMJ*

*UNHCR Handbook for the Military on Humanitarian Operations, First Edition*. 1995.

# Index

## A

ACS. See Army Corrections System (ACS).  
adjudged prisoner, 7-4  
adjutant general (AG), 2-9  
administration  
    CI facility, 5-2  
    DC facility, 9-15  
    FCF, 8-11  
    HA facility, 10-11  
administrative segregation, 7-5  
AG. See adjutant general (AG).  
agencies involved in I/R operations, 1-6  
agitators, 4-10  
agriculture program  
    CIs, 5-16  
    EPWs, 4-20  
air assault operations, 3-19  
airborne operations, 3-18  
aircraft transport, 8-19  
amphibious operations, 3-18  
apprehension of escaped prisoners, 8-16  
approved-adjudged prisoner, 7-4  
armored operations, 3-18  
Army Corrections System (ACS), 7-1  
assembly area, DC, 9-4  
assignment to internment facility  
    CIs, 5-4  
    EPWs, 4-9

## B

backhaul system, 3-10  
barracks rules, 9-15  
baton positions, B-14  
battlefield confinement, US military prisoners, 8-1  
briefing DCs, 9-6

## C

cadence, B-27  
canteens, 4-18  
captives, 1-11  
capture tag, 3-2  
captured supplies and equipment, 6-5  
capturing power, 1-6  
casual prisoner, 7-4

categories of civilians, 9-2  
central CP, 3-12  
CHA. See corps holding area (CHA).  
chapels, 6-7  
chaplain, 2-10  
chaplain captive, 4-14  
chemical irritants, B-13  
CI. See civilian internee (CI).  
circle formation, B-21  
civil rights, 1-13  
civilian interference, 9-2  
civilian internee (CI), 1-3, 5-1  
civilian lead agency, 1-9  
civilian organizations, 1-8  
civil-military operations (CMO), 9-1  
clandestine activities, 4-23  
classification  
    captives, 3-7  
    DCs, 9-11  
    EPWs, 4-9  
    US military prisoners, 8-7  
classification reduction, 8-9  
clear zones, 6-2  
clemency, 7-11  
close confinement, 7-6  
close support, B-24  
clothing  
    CIs, 5-5  
    civilians, 10-9  
    DCs, 9-12  
    EPWs, 4-15  
    US military prisoners, 8-7  
CMO officer, 2-9  
CMO. See civil-military operations (CMO).  
coercion, 3-7  
collecting point (CP), 3-1, 3-10  
collection point, DCs, 9-4  
combat zone (CZ), 1-2  
commander responsibilities, 2-1  
commands, B-25  
communications, 6-3  
compensation  
    CIs, 5-16  
    EPWs, 4-20  
    US military prisoners, 7-11  
complaints, 5-13  
confinement

    CIs, 5-12  
    US military prisoners, 7-1  
confiscated items, 3-5  
constitutional rights, US military prisoners, 7-3  
constructing I/R facilities, 6-1  
control  
    CIs, 5-10, 5-17  
    civilians, 10-10  
    DCs, 9-2, 9-14  
    EPWs, 4-12  
    US military prisoners, 7-5, 8-10  
control force, B-6  
controlled flow, 4-1  
corps holding area (CHA), 3-1, 3-15  
correctional facilities, 7-3  
correctional staff, 7-12  
correctional system, 7-1  
correctional treatment programs, 7-8  
correctional treatment, US military prisoners, 7-1  
correspondence  
    CIs, 5-13  
    EPWs, 4-17  
    US military prisoners, 7-19, 8-14  
counseling, 7-8  
CP. See collecting point (CP).  
crowd  
    behavior, B-6  
    control, B-6  
    tactics, B-8  
currency, 3-5  
custody grade, US military prisoners, 7-5, 8-9  
custody, US military prisoners, 7-5, 8-10  
CZ. See combat zone (CZ).

## D

DART. See disaster assistance reponse team (DART).  
database, 4-5  
DC facility, 9-7  
DC operations, 9-1, 9-2  
DC. See dislocated civilian (DC).  
deadly force, 9-17, B-1

definitions, 1-2  
 dependent children of CIs, 5-4  
 deprivation, 8-9  
 detained prisoner, 7-4  
 detainees, 1-11  
 detaining power, 5-12  
 diamond formation, B-21  
 disaster assistance response team (DART), 10-19  
 disciplinary  
     action, 8-9  
     measures, 7-6  
     punishment, 5-3  
 disciplinary-and-adjustment board, 8-16  
 discipline  
     CIs, 5-11  
     civilians, 10-10  
     DCs, 9-14  
     EPWs, 4-15  
     US military prisoners, 8-9  
 dislocated civilian (DC), 1-4  
 disorder, 2-8, B-7  
 displaced person (DP), 1-4  
 disposition of DCs, 9-18  
 dissident actions, 4-21, 5-17  
 disturbance, 2-8, 5-17, 5-18  
 documentation, DCs, 9-6  
 DP. See displaced person (DP).

**E**

echelon formation, B-19  
 education program  
     CIs, 5-15  
     EPWs, 4-18  
     US military prisoners, 7-10  
 EGCT. See extra good-conduct time (EGCT).  
 emergency action plan, 2-2, 7-7  
 emergency services (ES), 10-14  
     CONUS, 10-14  
     OCONUS, 10-17  
 employment  
     CIs, 5-16  
     EPWs, 4-19  
     US military prisoners, 7-10  
 enemy plants, 4-10  
 enemy prisoner of war (EPW), 1-2, 4-1  
 engineer officer, 2-10  
 EPW leaders, 4-10  
 EPW. See enemy prisoner of war (EPW).  
 equipment guide, C-1  
 ES. See emergency services (ES).  
 escapes

CIs, 5-14  
 EPWs, 4-24  
     US military prisoners, 7-7  
 escapes, preventing, 8-18  
 escort guard company, 4-11  
 evacuation  
     captives, 3-7  
     DCs, 9-5  
     EPWs, 4-1  
 evacuee, 1-5  
 evacuees, return of, 9-6  
 evaluation board, 7-8  
 expellee, 1-5  
 extra duty, 8-9  
 extra good-conduct time (EGCT), 7-11

**F**

facility guard force, 2-6  
 FCF. See field confinement facility (FCF).  
 FDF. See field detention facility (FDF).  
 Federal Response Plan, 1-7  
 female  
     CIs, 5-11  
     EPWs, 4-9  
 field confinement facility (FCF), 7-1, 8-3  
 field detention facility (FDF), 7-1, 8-3  
 field processing captives, 3-2  
 finance officer, 2-9  
 Five S and T procedure (search, segregate, silence, speed, safeguard, and tag), 3-4  
 forfeiture, US military prisoners, 8-9  
 formation enhancement, B-21  
 formations, B-16  
 forms  
     ACS, 7-17  
     FCF, 8-13  
 forward CP, 3-10  
 fraternization  
     CIs, 5-11  
     EPWs, 4-15  
 frisking US military prisoners, 7-7  
 full processing, 4-8

**G**

general orders, 2-6  
 general support, B-22  
 Geneva Conventions, 1-12, 1-13  
 good-conduct time, 7-18, 8-9  
 guard towers, 6-2

guards, 7-13, 8-11

**H**

HA. See humanitarian assistance (HA).  
 halt, B-2  
 hostile  
     act, 9-17  
     environment, 10-2  
     intent, 9-17  
 housed personnel, care and control, 2-13  
 housekeeping supplies, 6-7  
 humanitarian assistance (HA), 10-1

**I**

ID band  
     CIs, 5-4  
     EPWs, 4-6  
 identifying  
     CIs, 5-5  
     DCs, 9-11, 10-8  
     US military prisoners, 8-7  
 IDP. See internally displaced person (IDP).  
 IG. See inspector general (IG).  
 IHO. See international humanitarian organization (IHO).  
 impounded items, 3-5  
 information flow, 4-7  
 initial processing, 4-7  
 inspections, 2-8  
 inspector general (IG), 2-12  
 intelligence gathering, 4-22, B-11  
 intermediate processing, 4-8  
 internally displaced person (IDP), 1-5  
 international humanitarian organization (IHO), 1-9  
 international organization (IO), 1-8  
 internee committee, 5-12  
 internment  
     dependent children, 5-2  
     protected civilians, 5-2  
 internment serial number (ISN), 4-6  
 interpreters, 4-2, 5-6  
 interrogation, 3-17  
 interservice transfer, 4-11  
 IO. See international organization (IO).  
 ISN. See internment serial number (ISN).  
 isolation, 4-9

**L**

L&O. See law and order (L&O).  
 lateral support, B-23  
 law and order (L&O), 9-16, 10-12  
 layout  
   central CP, 3-13  
   CHA, 3-15  
   DC facility, 9-10  
   DC overlay, 9-5  
   FCF, 8-5  
   forward CP, 3-11  
   HA facility, 10-7  
   I/R facility, 6-3  
   processing center, 6-5  
 legal considerations, 10-3  
 legal obligations, 9-2  
 lethal force, B-4  
 lights, 6-3  
 line formation, B-18  
 location of I/R facilities, 6-1

**M**

mandated organization, 1-9  
 marking CI facilities, 5-18  
 marking outer garments  
   CIs, 5-5  
   EPWs, 4-16  
 marksman, B-5  
 MCO. See movement control officer (MCO).  
 medical captive, 4-14  
 medical care  
   captives, 2-4  
   CIs, 5-13  
   civilians, 10-9  
   DCs, 9-6, 9-12  
   EPWs, 4-17  
   internees, 6-7  
   US military prisoners, 7-23, 8-8  
 medical evacuation, 3-8  
 medical officer, 4-17, 5-9  
 medical operations, 2-11  
 medical support, 3-10, 3-12  
 metric conversions, A-1  
 MI interrogation team, 3-2, 3-17  
 migrant, 1-5  
 military working dog (MWD), 2-7, 4-23, 5-18  
 misconduct, 8-16  
 mitigation, 7-11  
 motor vehicle transport, 8-18  
 movement control officer (MCO), 2-12  
 movement of captives, 3-9

**MP support**

  DC operations, 9-7  
   ES operations, 10-20  
 MWD. See military working dog (MWD).

**N**

NGO. See nongovernmental organization (NGO).  
 NLW. See nonlethal weapon (NLW).  
 nongovernmental organization (NGO), 1-8  
 nonlethal measures, 9-18  
 nonlethal weapon (NLW), B-3  
 nonmandated organization, 1-9  
 nonviolent tactics, B-7  
 notice of protection, 2-3, 5-11

**O**

objectives, I/R operations, 1-5  
 OD. See other detainee (OD).  
 officer prisoner, 7-4  
 operational environment, 10-2  
 other detainee (OD), 1-4, 5-1

**P**

PAO. See public affairs officer (PAO).  
 parole, 7-12  
 patrol roads, 6-3  
 perimeter security, 2-7  
 permanent transfer, 4-11  
 permissive environment, 10-2  
 personal property  
   CIs, 5-14  
   EPWs, 4-11  
   US military prisoners, 7-18  
 personnel file  
   CIs, 5-4  
   EPWs, 4-5  
   US military prisoners, 7-8  
 petty-cash fund, 7-19  
 photographs  
   CIs, 5-8  
   EPWs, 4-4  
   US military prisoners, 8-7  
 planning considerations, central CP, 3-14  
 platoon echelon left, B-20  
 platoon echelon right, B-20  
 policies, DCs, 9-3  
 populace and resource control (PRC), 9-1  
 positions, B-27

PRC. See populace and resource control (PRC).

pretrial confinement, 7-3  
 principles  
   CI facilities, 5-3  
   I/R facilities, 2-2  
   I/R operations, 1-5  
 priorities of force, 8-17, B-1  
 prisoner status, 7-4  
 privileged mail, 7-20  
 privileges, US military prisoners, 8-9  
 proactive programs, 10-1  
 procedures  
   DC operations, 9-3  
   I/R facility operations, 2-1  
 processing  
   captives, 3-2  
   CIs, 5-6  
   civilians, 10-6, 10-8  
   DCs, 9-9  
   EPWs, 4-1  
   US military prisoners, 8-5  
 processing centers, 6-5  
 processing stations  
   CIs, 5-7  
   DCs, 9-11  
   EPWs, 4-2  
   US military prisoners, 8-6  
 property accountability, 3-5  
 protected CI status, 5-4  
 protected civilian, 5-2  
 protecting power, 1-11, 4-14, 5-12  
 protection  
   captives and detainees, 1-11  
   EPWs and CIs, 1-12  
   refugees, 1-13  
 psychological operations (PSYOP), 2-12  
 PSYOP. See psychological operations (PSYOP).  
 public affairs officer (PAO), 2-10  
 punishment, 8-9, 8-10  
 punitive measures, prohibited, 7-6

**R**

rail transport, 8-19  
 rations  
   DCs, 9-6  
   EPWs, 4-17  
 reactionary force, 8-16  
 reactive programs, 10-1  
 reassignment, EPWs, 4-10  
 receipts, 3-6  
 receiving  
   CIs, 5-6



EPWs, 4-1  
 receiving centers, 6-5  
 reclassification  
     DCs, 9-11  
     EPWs, 4-10  
 record of events, B-9  
 records  
     CI facility, 5-4  
     I/R facility, 2-4  
 recreation program  
     captives, 2-5  
     CIs, 5-16  
     I/R facility, 6-7  
     US military prisoners, 7-10  
 refugee, 1-5, 1-13  
 regulations  
     ACS, 7-17  
     FCF, 8-13  
 releasing CIs, 5-15  
 relief agencies, 1-10  
 religious materials, I/R facilities,  
     6-7  
 remission, 7-11  
 repatriating EPWs, 4-11  
 reports  
     captives, 3-6  
     CI facility, 5-4  
     EPWs, 4-11  
     I/R facility, 2-4  
 representatives, EPW, 4-13  
 reprimand, 8-9  
 requests, 5-13  
 responsibilities  
     commander, 2-1  
     staff officers, 2-9  
 restraining devices, 7-6  
 restrictions, employing EPWs, 4-19  
 retained items, 3-4  
 retained person (RP), 1-3  
 riot, 2-8, 5-17, B-8  
 riot control agents, B-11  
 riot control measures, B-9  
 river-crossing operations, 3-18  
 ROE. See rules of engagement  
     (ROE).  
 ROI. See rules of interaction (ROI).  
 RP. See retained person (RP).  
 rules of engagement (ROE), 2-8,  
     4-15, 5-18, 9-17, 10-3, B-2  
 rules of interaction (ROI), 4-14,  
     8-16, 9-17, 10-13

**S**

safeguard, 3-8  
 safety, 2-5, 5-2  
 sally ports, 6-3

sanitation, 2-4, 4-17, 5-13, 6-7, 8-8,  
     9-12, 10-9  
 schedule of calls, 2-2  
 screening, 3-17, 9-11, 10-8  
 searches, 3-4, 5-11, 9-9, 10-8  
 security, 2-5, 3-9, 4-7, 4-15, 4-21,  
     5-11, 5-17, 9-5, 9-13, 10-2,  
     B-11  
 security measures, prohibited,  
     8-10  
 security requirements, I/R facilities,  
     6-2  
 segregation  
     at CPs and CHAs, 3-7  
     EPWs, 4-9  
     US military prisoners, 7-4, 8-9  
 self-government  
     civilians, 10-10  
     DCs, 9-13  
 sentence computation, 7-18, 8-14  
 signal officer, 2-10  
 SJA. See staff judge advocate  
     (SJA).  
 social programs, 2-4  
     CIs, 5-15  
     EPWs, 4-18  
 special orders, 2-6  
 staff judge advocate (SJA), 2-10  
 staff responsibilities, 2-9  
 standby guards, 2-7  
 standing orders, 2-2, 5-3  
 stateless person, 1-5  
 stay-put policy, 9-4  
 strength report, 4-7  
 STRESS (search, tag, report,  
     evacuate, segregate, and  
     safeguard), 3-2  
 subsistence  
     at I/R facilities, 6-5  
     CIs, 5-5  
     civilians, 10-9  
     DCs, 9-12  
     EPWs, 4-17  
     US military prisoners, 8-8  
 supplies, 7-22  
 supply services, 8-15  
 support personnel  
     ACS, 7-16, 7-20  
     MP unit, 8-15  
 suspension, 7-11

**T**

tactics, B-5  
 tagging captives, 3-6  
 temporary custody, 8-1  
 temporary transfer, 4-11

tower guards, 2-7  
 training  
     ACS, 7-15  
     I/R personnel, 2-13  
     NLWs, B-5  
     riot control, B-10  
 transfer  
     CIs, 5-14  
     EPWs, 4-10  
     US military prisoners, 7-21,  
     8-19  
 transporting  
     civilians, 10-13  
     DCs, 9-5, 9-6, 9-18  
     US military prisoners, 7-7,  
     8-18  
 treatment  
     CIs, 5-1  
     detainees, 1-12  
     EPWs, 4-13  
 tribunal, 4-10

**U**

uncertain environment, 10-2  
 units in a TO, D-1  
 US military prisoner, 1-5  
 US policy, 1-12  
 use of force, 2-8, 8-17, 9-17, 10-2

**V**

violations of the UCMJ, 8-16  
 visits, 5-16

**W**

walking patrols, 2-7  
 war victim, 1-5  
 warning, 8-9  
 weapon positions, B-16  
 wedge formation, B-19  
 work detail guards, 4-23  
 worship  
     captives, 2-5  
     CIs, 5-16  
     EPWs, 4-18  
     US military prisoners, 7-20

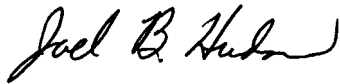
**FM 3-19.40**

1 AUGUST 2001

By Order of the Secretary of the Army:

ERIC K. SHINSEKI  
*General, United States Army*  
*Chief of Staff*

Official:



JOEL B. HUDSON  
*Administrative Assistant to the*  
*Secretary of the Army*  
0120505

**DISTRIBUTION:**

*Active Army, Army National Guard, and US Army Reserve: To be distributed in accordance with the initial distribution number 110143 requirements for FM 3-19.40.*

**PIN: 079166-000**